

US00D891315S

(12) **United States Design Patent** (10) **Patent No.:** **US D891,315 S**
Metros et al. (45) **Date of Patent:** **** Jul. 28, 2020**

(54) **VEHICLE FRONT UPPER GRILLE**
(71) Applicant: **Ford Global Technologies, LLC,**
Dearborn, MI (US)
(72) Inventors: **Craig Metros,** Bloomfield, MI (US);
George Bucher, Dearborn, MI (US);
James Grake, Beverly Hills, MI (US);
Andrew Bazinski, Amherstburg (CA);
Albert Kim, Northville, MI (US)
(73) Assignee: **Ford Global Technologies, LLC,**
Dearborn, MI (US)
(**) Term: **15 Years**
(21) Appl. No.: **29/685,374**
(22) Filed: **Mar. 28, 2019**
(51) **LOC (12) Cl.** **12-16**
(52) **U.S. Cl.**
USPC **D12/163**
(58) **Field of Classification Search**
USPC D12/163, 196, 86, 90-92, 169, 190, 98,
D12/164; 293/102, 113, 115, 117, 120,
293/193.11; 296/180.1, 180.2; 180/68.1,
180/68.6
CPC B60R 19/52; B60K 11/08; B62D 25/08;
B62B 9/16
See application file for complete search history.

D712,318 S * 9/2014 Mays D12/163
D712,321 S * 9/2014 Mays D12/163
D722,923 S * 2/2015 George D12/163
D722,924 S * 2/2015 George D12/163
D753,029 S * 4/2016 Talsma D12/163
D780,645 S 3/2017 Bucher et al.
D825,406 S * 8/2018 Gueler D12/163
D826,800 S * 8/2018 Gueler D12/163
D827,509 S * 9/2018 Behmer D12/163
D830,243 S * 10/2018 Gueler D12/163
D834,467 S * 11/2018 Kanai D12/163
D854,973 S * 7/2019 Betancourt D12/163
D854,975 S * 7/2019 Messale D12/163
D854,976 S * 7/2019 Messale D12/163
D855,502 S * 8/2019 Behmer D12/163
D858,372 S * 9/2019 Betancourt D12/163
D860,069 S * 9/2019 Tovey D12/163
D878,255 S * 3/2020 Tonello D12/163
D879,676 S * 3/2020 Tonello D12/163

* cited by examiner

Primary Examiner — Melody N Brown

(74) Attorney, Agent, or Firm — Vichit Chea

(57) **CLAIM**


The ornamental design for a vehicle front upper grille, as shown and described.

DESCRIPTION

FIG. 1 is a front elevational view of a vehicle front upper grille, showing our new design;
FIG. 2 is a left side elevational view thereof;
FIG. 3 is a right side elevational view thereof;
FIG. 4 is a top plan view thereof;
FIG. 5 is a bottom plan view thereof;
FIG. 6 is a top, front and left side perspective view thereof;
and,
FIG. 7 is a bottom, front and left side perspective view thereof.

1 Claim, 7 Drawing Sheets

(56) **References Cited**
U.S. PATENT DOCUMENTS
D532,724 S 11/2006 Schiavone et al.
D580,311 S 11/2008 Gueler et al.
D644,965 S 9/2011 Tonello
D644,966 S 9/2011 Tonello
D644,967 S 9/2011 Tonello
D678,140 S * 3/2013 Hamilton D12/169






Fig.1




Fig. 2




Fig. 3




Fig. 4

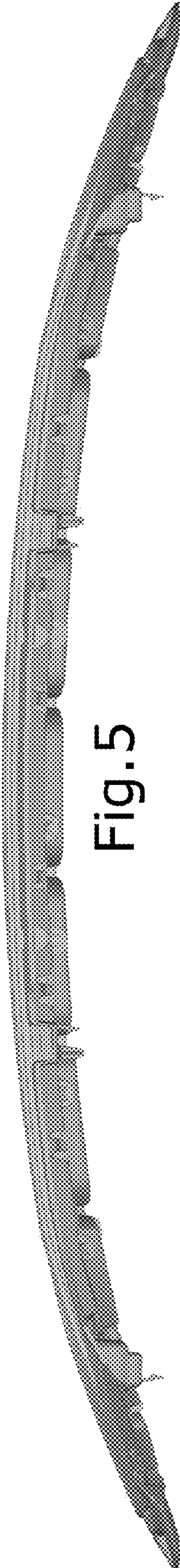


Fig. 5




Fig. 6

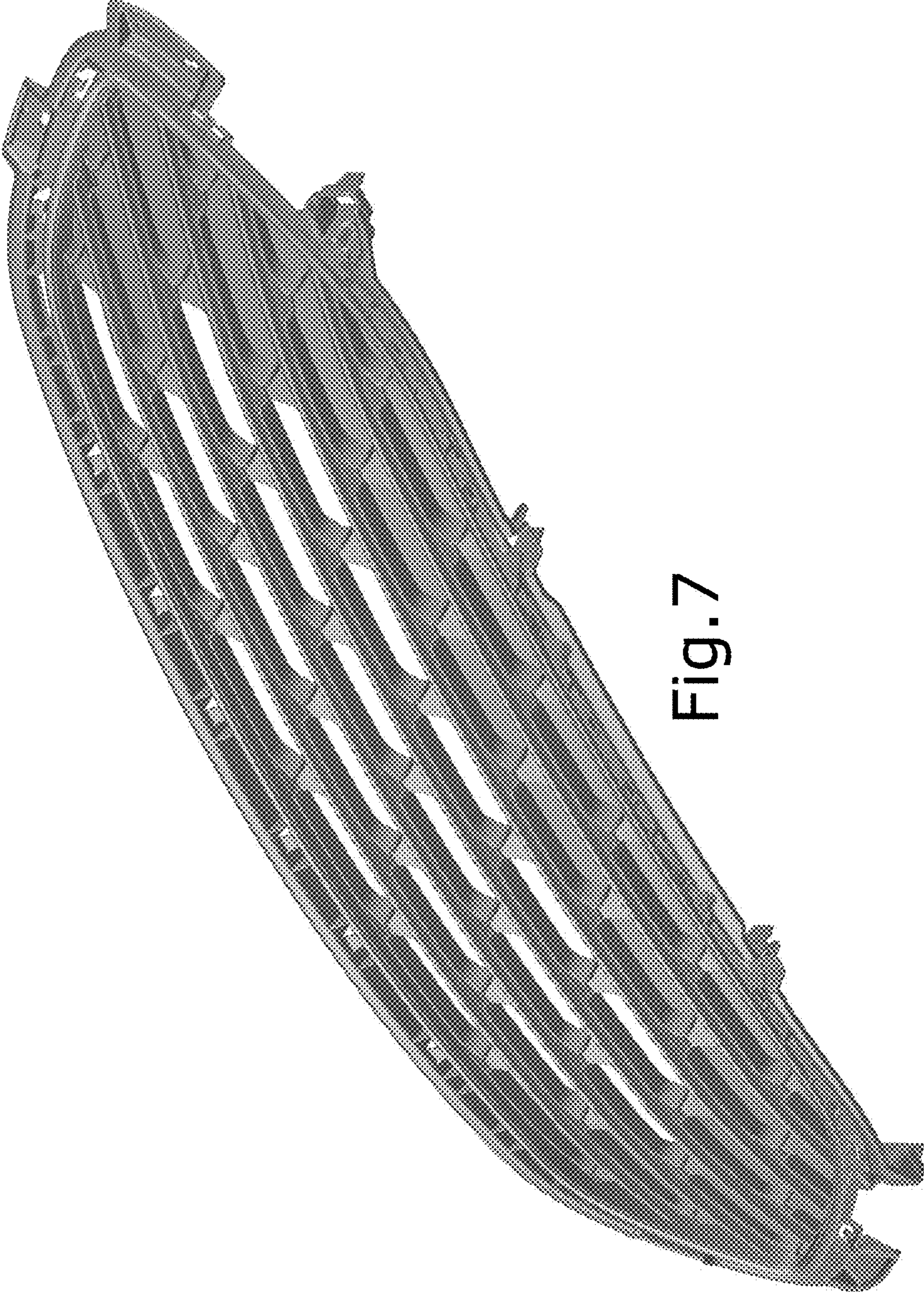


Fig. 7