



US00D891313S

(12) **United States Design Patent** (10) **Patent No.:** **US D891,313 S**
Ninov et al. (45) **Date of Patent:** **** Jul. 28, 2020**

(54) **VEHICLE UPPER GRILLE**

(71) Applicants: **Deyan Ninov**, Royal Oak, MI (US);
Everard J Scott, Sterling Heights, MI
(US); **Michael Gillam**, Oxford, MI
(US); **Gregory A. Howell**, Farmington,
MI (US)

(72) Inventors: **Deyan Ninov**, Royal Oak, MI (US);
Everard J Scott, Sterling Heights, MI
(US); **Michael Gillam**, Oxford, MI
(US); **Gregory A. Howell**, Farmington,
MI (US)

(73) Assignee: **FCA US LLC**, Auburn Hills, MI (US)

(**) Term: **15 Years**

(21) Appl. No.: **29/673,422**

(22) Filed: **Dec. 14, 2018**

Related U.S. Application Data

(63) Continuation-in-part of application No. 29/626,553,
filed on Nov. 17, 2017, now Pat. No. Des. 837,099,
and a continuation-in-part of application No.
29/626,557, filed on Nov. 17, 2017, now Pat. No. Des.
836,034, and a continuation-in-part of application No.
29/626,566, filed on Nov. 17, 2017, now Pat. No. Des.
836,036, and a continuation-in-part of application No.
29/626,563, filed on Nov. 17, 2017, now Pat. No. Des.
836,035.

(51) **LOC (12) Cl.** **12-16**

(52) **U.S. Cl.**
USPC **D12/163**

(58) **Field of Classification Search**

USPC D12/169, 196, 86, 90-92, 163, 190, 98,
D12/164; 293/102, 113, 115, 117, 120,
293/193.11; 296/180.1, 180.2; 180/68.1,
180/68.6
CPC B60R 19/52; B60K 11/08; B62D 25/08;
B62B 9/16
See application file for complete search history.

(56) **References Cited**

U.S. PATENT DOCUMENTS

D817,234 S *	5/2018	Park	D12/169
D821,941 S *	7/2018	Mack et al.	D12/169
D818,884 S *	8/2018	Woodhouse	D12/169
D855,508 S *	8/2019	Wilkins et al.	D12/169
D877,009 S *	1/2020	Kozub	D12/169
D876,300 S *	2/2020	Chiang	D12/169
D877,010 S *	3/2020	Morgan et al.	D12/169

* cited by examiner

Primary Examiner — Melody N Brown

(74) *Attorney, Agent, or Firm* — Ralph E. Smith

(57) **CLAIM**

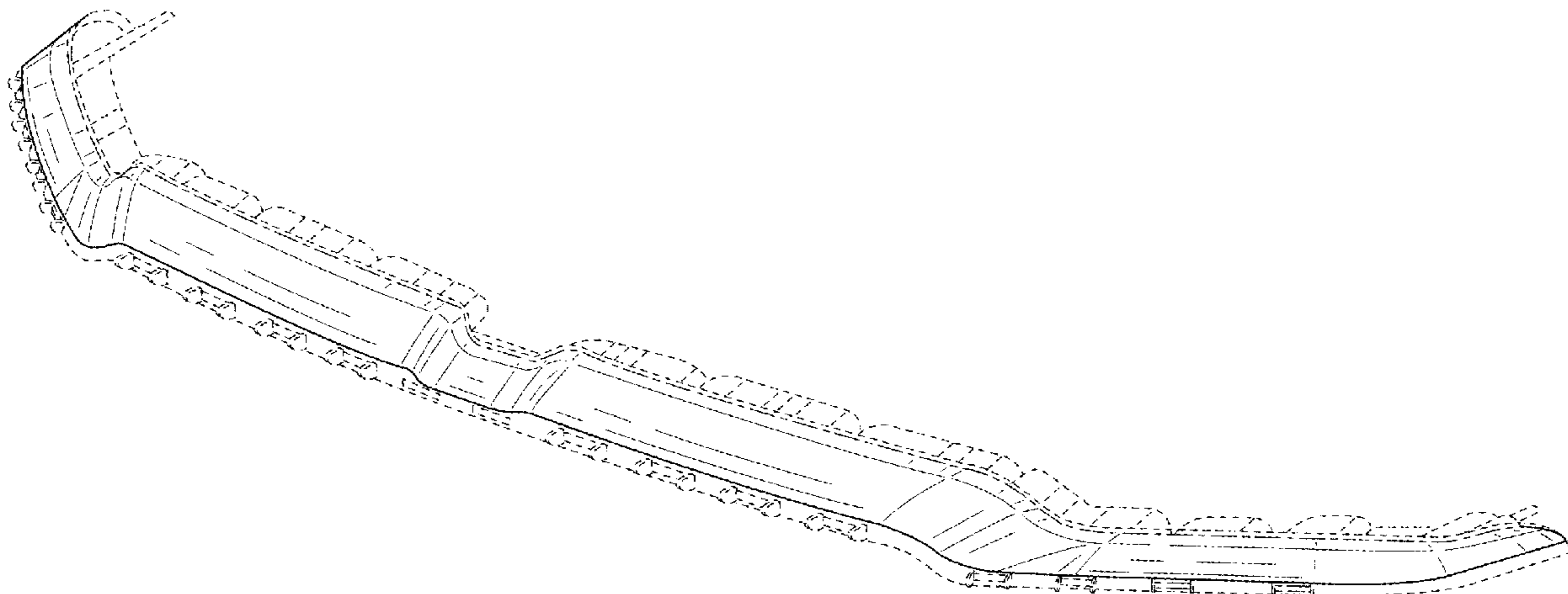
The ornamental design for a vehicle upper grille, as shown
and described.

DESCRIPTION

FIG. 1 is a front perspective view of a vehicle upper grille
showing our new design;
FIG. 2 is a front view thereof;
FIG. 3 is a rear view thereof;
FIG. 4 is a side view thereof;
FIG. 5 is an opposite side view thereof;
FIG. 6 is a top view thereof; and,
FIG. 7 is a bottom view thereof.

It will be understood that the broken lines shown in the
drawings illustrate portions of the vehicle upper grille that
form no part of the claimed design.

1 Claim, 5 Drawing Sheets



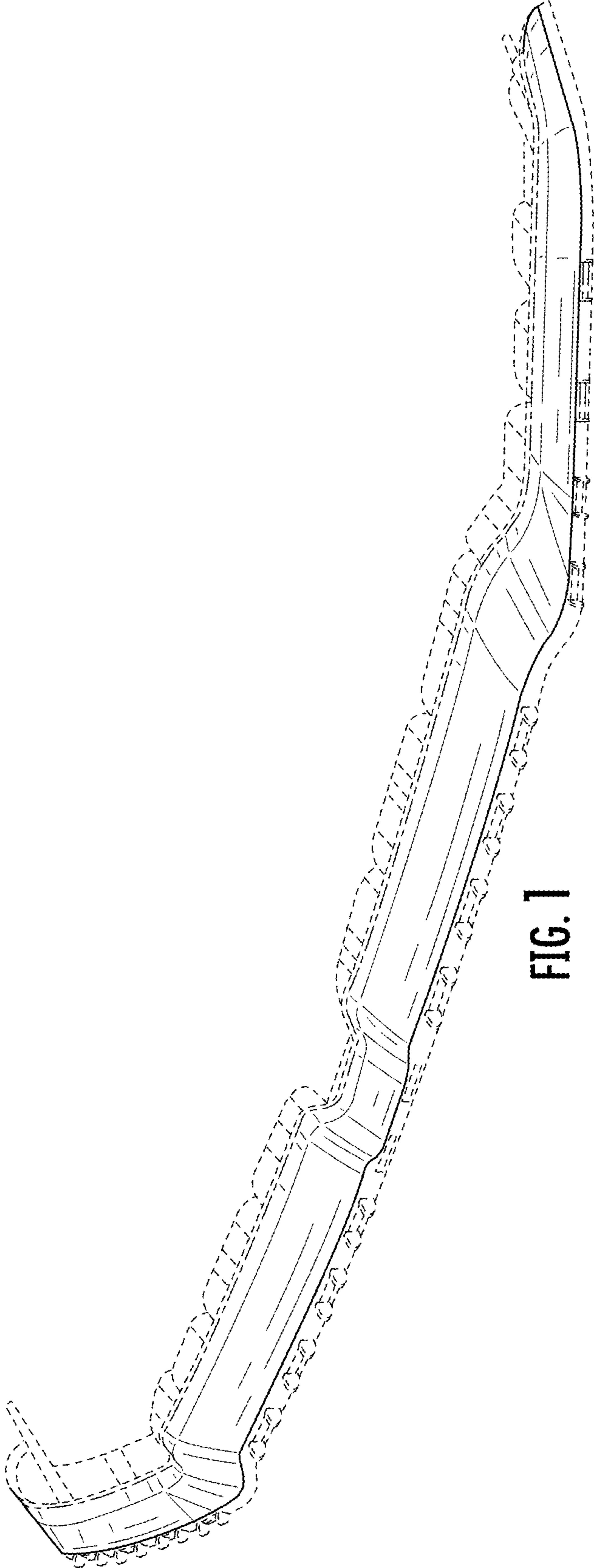


FIG. 1

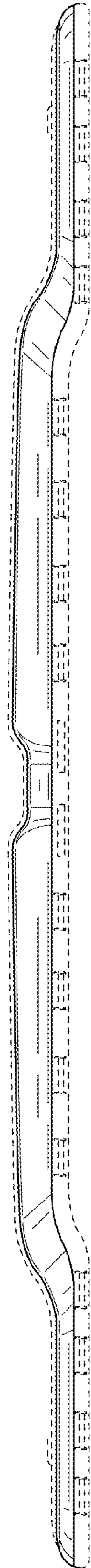


FIG. 2

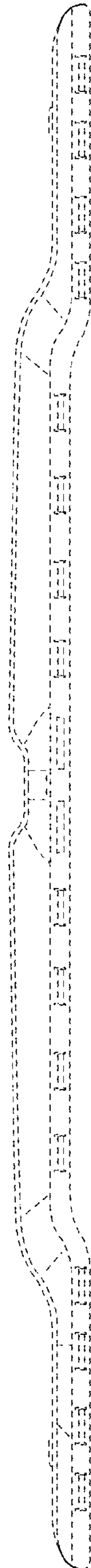


FIG. 3




FIG. 4




FIG. 5

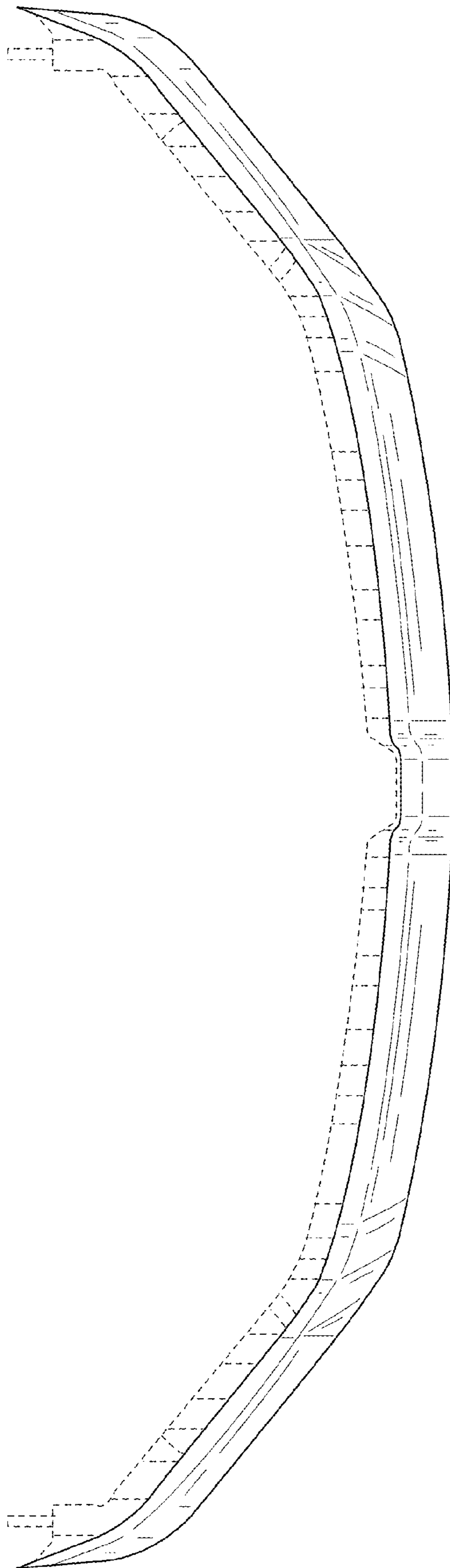


FIG. 6

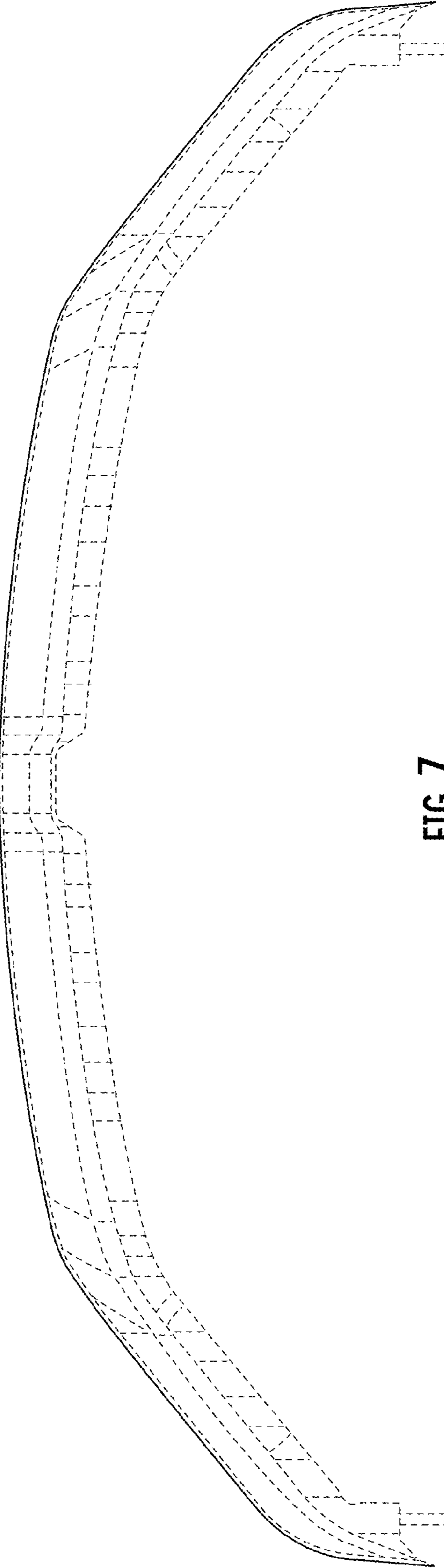


FIG. 7