



US00D891304S

(12) **United States Design Patent** (10) **Patent No.:** **US D891,304 S**
Butler et al. (45) **Date of Patent:** **** Jul. 28, 2020**

(54) **SUPPORT RIB FOR A TRAVEL TRAILER**
(71) Applicant: **Chinook Motor Coach, LLC**, Elkhart, IN (US)
(72) Inventors: **Jeff Butler**, Granger, IN (US); **Phil Rizzio**, Las Vegas, NV (US)
(**) Term: **15 Years**
(21) Appl. No.: **29/665,004**
(22) Filed: **Sep. 28, 2018**
(51) **LOC (12) Cl.** **12-08**
(52) **U.S. Cl.**
USPC **D12/100**
(58) **Field of Classification Search**
USPC D12/100-106, 99, 162, 190, 400, 406, D12/414; D34/23, 27; D8/381; D25/64
CPC B60P 3/10; B60P 3/34; B60P 3/39; B60P 7/0815; B60P 7/12; B60J 7/102; B62D 33/04; B62D 21/20
See application file for complete search history.

D497,589 S * 10/2004 Elwell D12/414
D533,130 S * 12/2006 Klinkman D12/406
D553,025 S * 10/2007 Kuzmin D10/59
D558,097 S * 12/2007 Winter D12/101
D578,442 S * 10/2008 Oakley D12/162
D592,110 S * 5/2009 Oakley D12/162
D594,777 S * 6/2009 Oakley D11/182
D655,238 S * 3/2012 Vu D12/406
D660,755 S * 5/2012 Inoue D12/190
9,212,502 B1 * 12/2015 Siewert B60J 7/102
D803,140 S * 11/2017 Brown D12/400
D814,134 S * 3/2018 Whiteside D34/27
2011/0139845 A1 * 6/2011 Rath B60R 9/045
224/519
2014/0239666 A1 * 8/2014 Roush B60P 7/02
296/100.02

* cited by examiner

Primary Examiner — Michelle E. Wilson
Assistant Examiner — Clese Moore, Jr.
(74) *Attorney, Agent, or Firm* — Dickinson Wright PLLC

(57) **CLAIM**

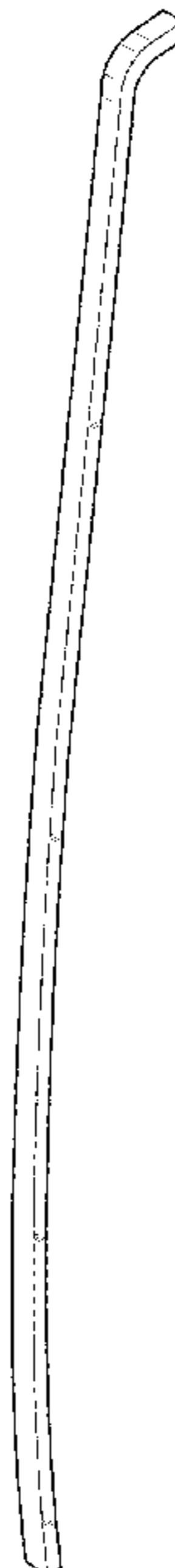
The ornamental design for a support rib for a travel trailer, as shown and described.

DESCRIPTION

FIG. 1 is a front perspective view of the support rib for a travel trailer;
FIG. 2 is a rear perspective view of the support rib for a travel trailer;
FIG. 3 is a right side view of the support rib for a travel trailer;
FIG. 4 is a front view of the support rib for a travel trailer;
FIG. 5 is a top view of the support rib for a travel trailer;
FIG. 6 is left side view of the support rib for a travel trailer;
FIG. 7 is rear view of the support rib for a travel trailer; and,
FIG. 8 is bottom view of the support rib for a travel trailer.

1 Claim, 3 Drawing Sheets

(56) **References Cited**
U.S. PATENT DOCUMENTS
3,953,067 A * 4/1976 Isola B60R 13/0206
296/214
D295,619 S * 5/1988 Reeve D12/414
D332,932 S * 2/1993 Nichols D12/317
D334,373 S * 3/1993 Cucheran D12/414
5,664,824 A * 9/1997 Stephens B60J 7/102
296/100.17
5,857,736 A * 1/1999 Feathers B60R 13/0212
296/214
D409,526 S * 5/1999 Kass D12/106
RE36,748 E * 6/2000 Stephens 296/100.17
D479,159 S * 9/2003 Martin D12/106
D487,237 S * 3/2004 Newport D12/162



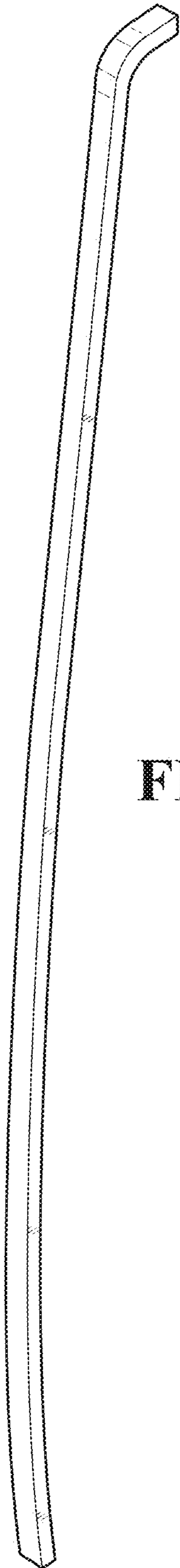


FIG. 1



FIG. 2

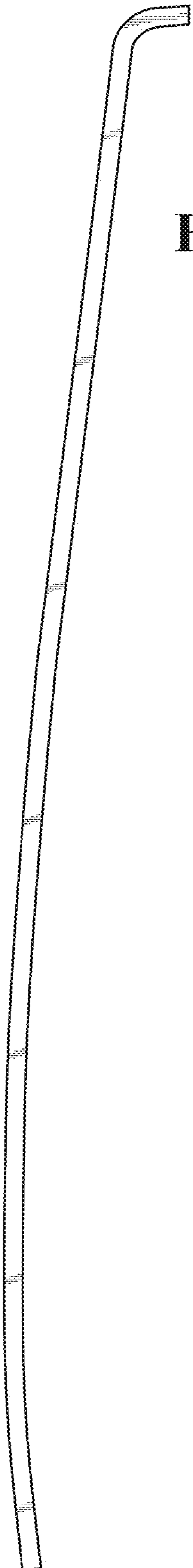


FIG. 3



FIG. 4




FIG. 5




FIG. 6




FIG. 7




FIG. 8