



US00D891271S

(12) **United States Design Patent** (10) **Patent No.:** **US D891,271 S**
Zhu (45) **Date of Patent:** **** Jul. 28, 2020**

(54) **SPRAY BOTTLE WITH RETRACTABLE STAND**

(71) Applicant: **Ningbo SKL International Co., Ltd.**,
Ningbo, Zhejiang Province (CN)

(72) Inventor: **Lingfeng Zhu**, Ningbo (CN)

(73) Assignee: **Ningbo SKL International Co., LTD.**,
Ningbo, Zhejiang Province (CN)

(**) Term: **15 Years**

(21) Appl. No.: **29/730,343**

(22) Filed: **Apr. 3, 2020**

(51) **LOC (12) Cl.** **19-03**

(52) **U.S. Cl.**
USPC **D9/719**

(58) **Field of Classification Search**
 USPC D9/702-714, 695-699, 435, 440, 521,
 D9/454, 544, 723-724, 499, 449,
 D9/727-728, 442, 447, 504, 718-719;
 222/92, 96, 107, 527-529, 215, 491, 206,
 222/212-213, 251, 95, 536; 206/438,
 206/822, 527; 220/DIG. 7, 669;
 215/321, 382, 316, 380; 141/114-115;
 D28/91.1, 76-78, 82, 88; D24/114;
 D3/202, 205, 203.2, 270, 271.1-271.4;
 D7/510, 514-520, 599, 601-602,
 D7/612-615, 619.2, 628-629
 CPC . B65D 1/00; B65D 1/02; B65D 1/023; B65D
 1/0261; B65D 1/08; B65D 1/10; B65D
 1/0223; B65D 11/00; B65D 11/04; B65D
 83/00; B65D 83/14; B65D 83/20; B65D
 83/24; B65D 83/38; B65D 23/00; B65D
 23/12; B65D 23/005; B65D 2585/00;
 B65D 81/60; B65D 81/365; B65D
 81/366;

(Continued)

(56) **References Cited**

U.S. PATENT DOCUMENTS

D333,532 S 2/1993 Campbell
 D585,733 S 2/2009 Feibelman
 D641,327 S 7/2011 Falakfarsa et al.

(Continued)

Primary Examiner — Abraham Bahta

(74) *Attorney, Agent, or Firm* — iPA & iPM


(57) **CLAIM**

The ornamental design for a spray bottle with retractable stand, as shown and described.

DESCRIPTION

FIG. 1 is a perspective view of a spray bottle with retractable stand showing my new design;
 FIG. 2 is a top view thereof;
 FIG. 3 is a front view thereof;
 FIG. 4 is right side view thereof;
 FIG. 5 is back view thereof;
 FIG. 6 is a left side view thereof;
 FIG. 7 is a bottom view thereof;
 FIG. 8 is a perspective view of the spray bottle with retractable stand supporting an object;
 FIG. 9 is a perspective view of the spray bottle with the stand in a retracted position;
 FIG. 10 is a top view thereof;
 FIG. 11 is a front view thereof;
 FIG. 12 is a right side view thereof;
 FIG. 13 is a left side view thereof;
 FIG. 14 is a back view thereof;
 FIG. 15 is a bottom view thereof;
 FIG. 16 is a perspective view of the spray bottle dispensing its content; and,
 FIG. 17 is a perspective view of the spray bottle in use to clean an object.

(Continued)



Drawings depicting front and side surfaces of the spray bottle are shaded in FIGS. 1, 3-4, 6, 8-9, 11-13, and 16-17 to indicate contrasting surfaces.

Broken lines in FIGS. 8, 16-17 are for illustrative purpose only and form no part of the claimed design.

1 Claim, 9 Drawing Sheets

(58) **Field of Classification Search**

CPC B65D 81/368; B65D 2203/00; B65D
2203/02

See application file for complete search history.

(56) **References Cited**

U.S. PATENT DOCUMENTS

D648,794 S	11/2011	Yuan	
D763,054 S	8/2016	Ali et al.	
D814,308 S	4/2018	Aebi	
D830,059 S	10/2018	Hartt	
D846,996 S *	4/2019	LaPorte D9/687
D864,759 S *	10/2019	Mackay D9/739
D872,178 S	1/2020	Zhu	
D885,195 S *	5/2020	LaPorte D9/687
2004/0037612 A1	2/2004	Roberson	
2018/0056708 A1	3/2018	Rogers et al.	
2018/0056709 A1	3/2018	Rogers et al.	
2019/0118573 A1	4/2019	Nelson, Jr. et al.	

* cited by examiner


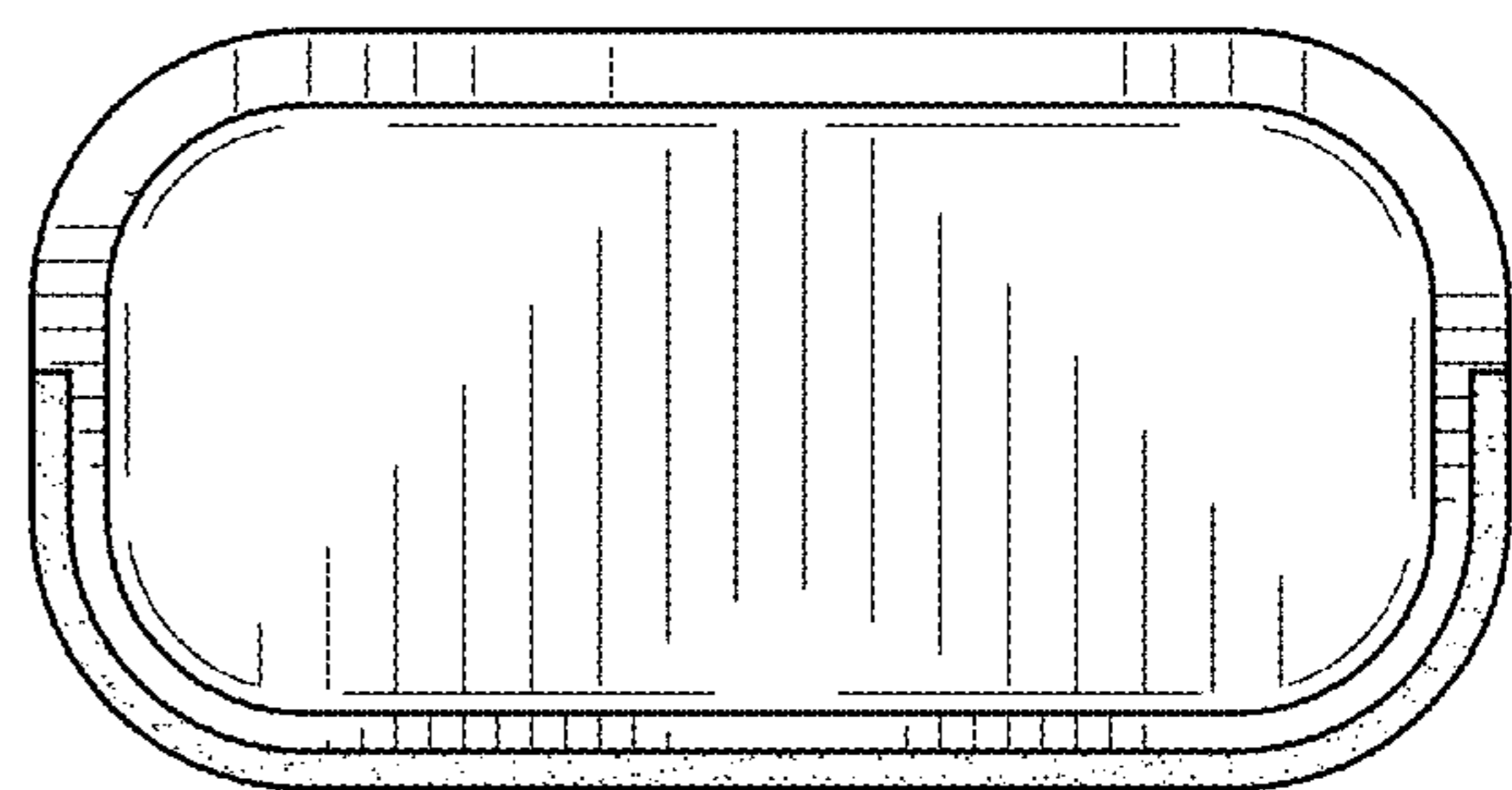


FIG. 1

FIG. 2



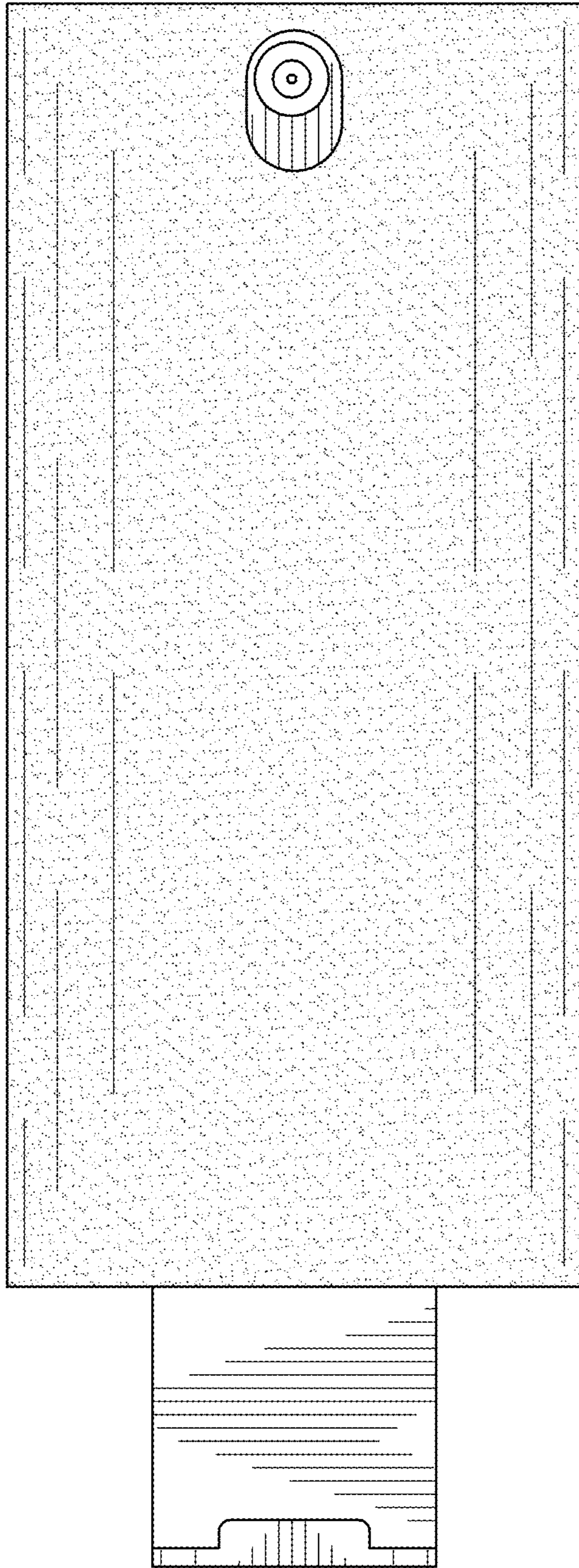



FIG. 3

FIG. 4



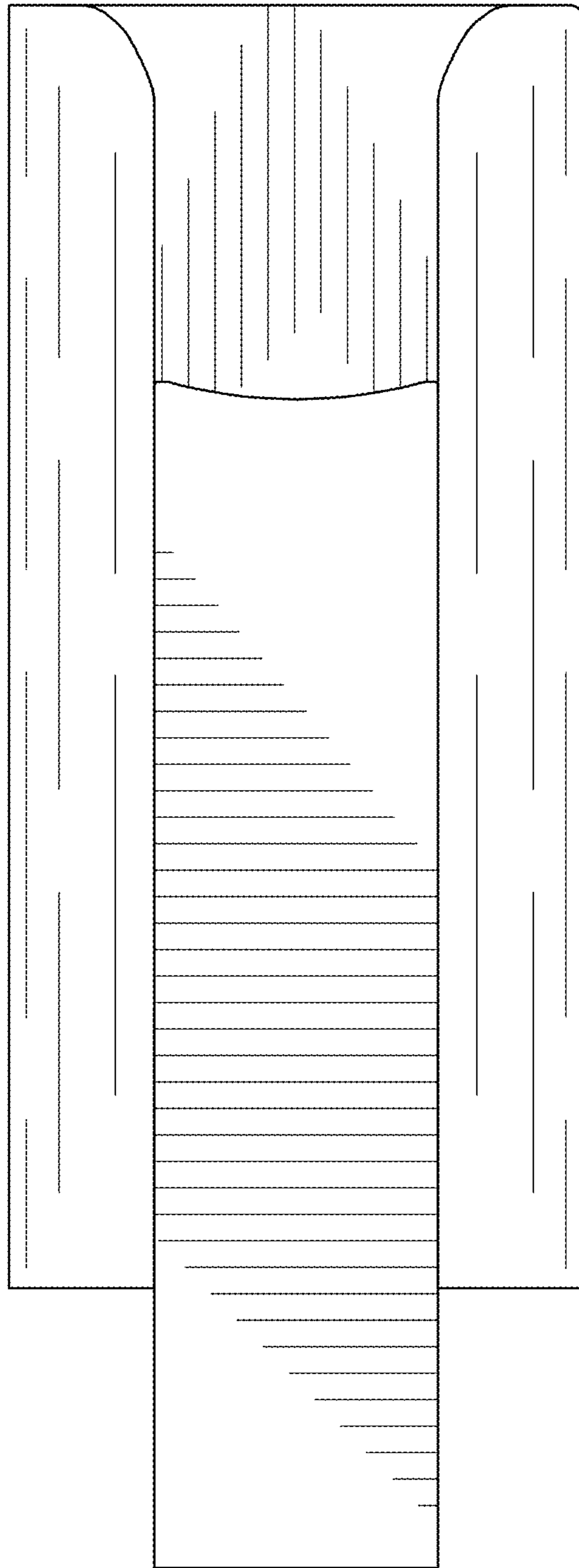


FIG. 5




FIG. 6

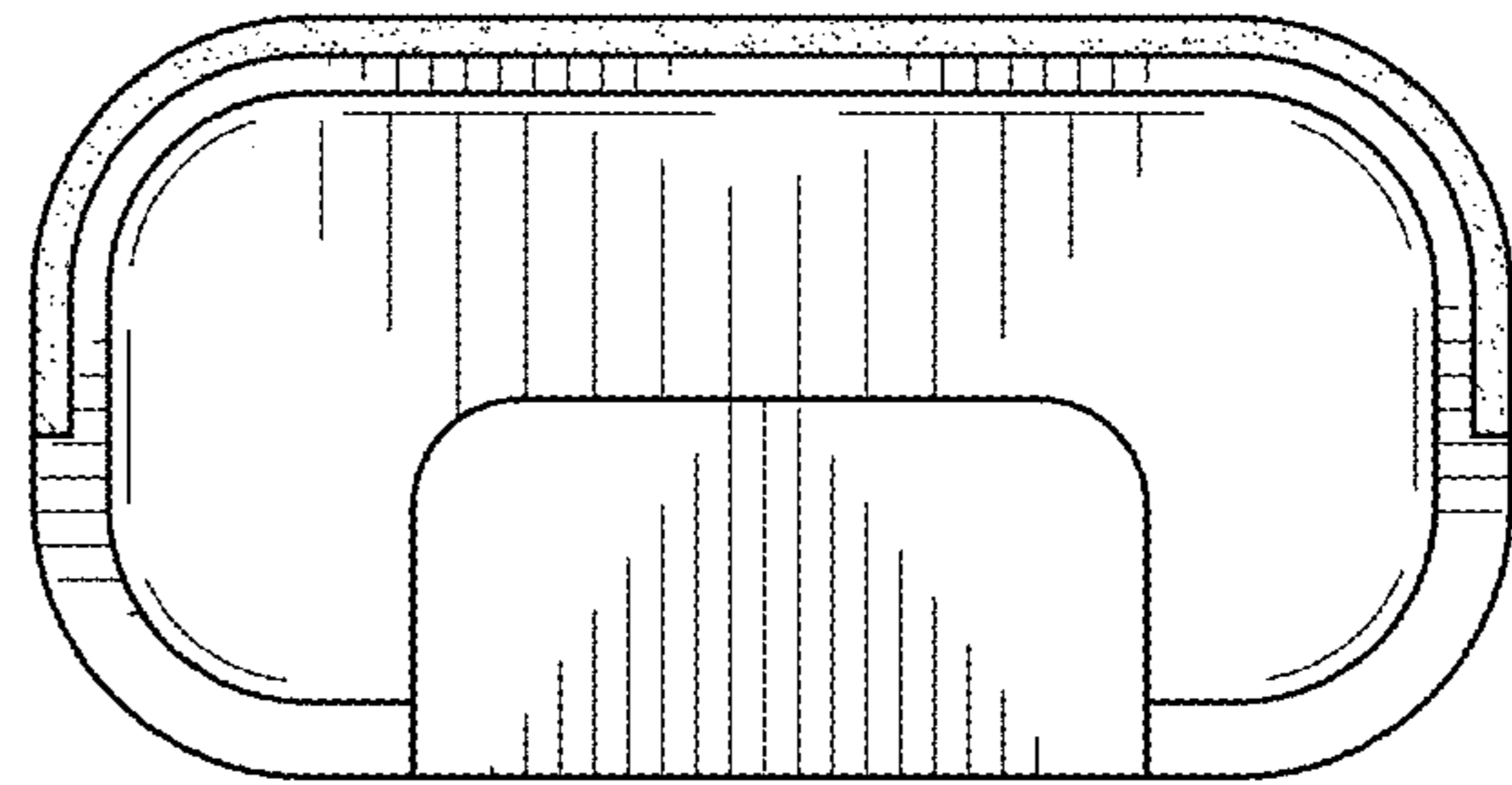


FIG. 7

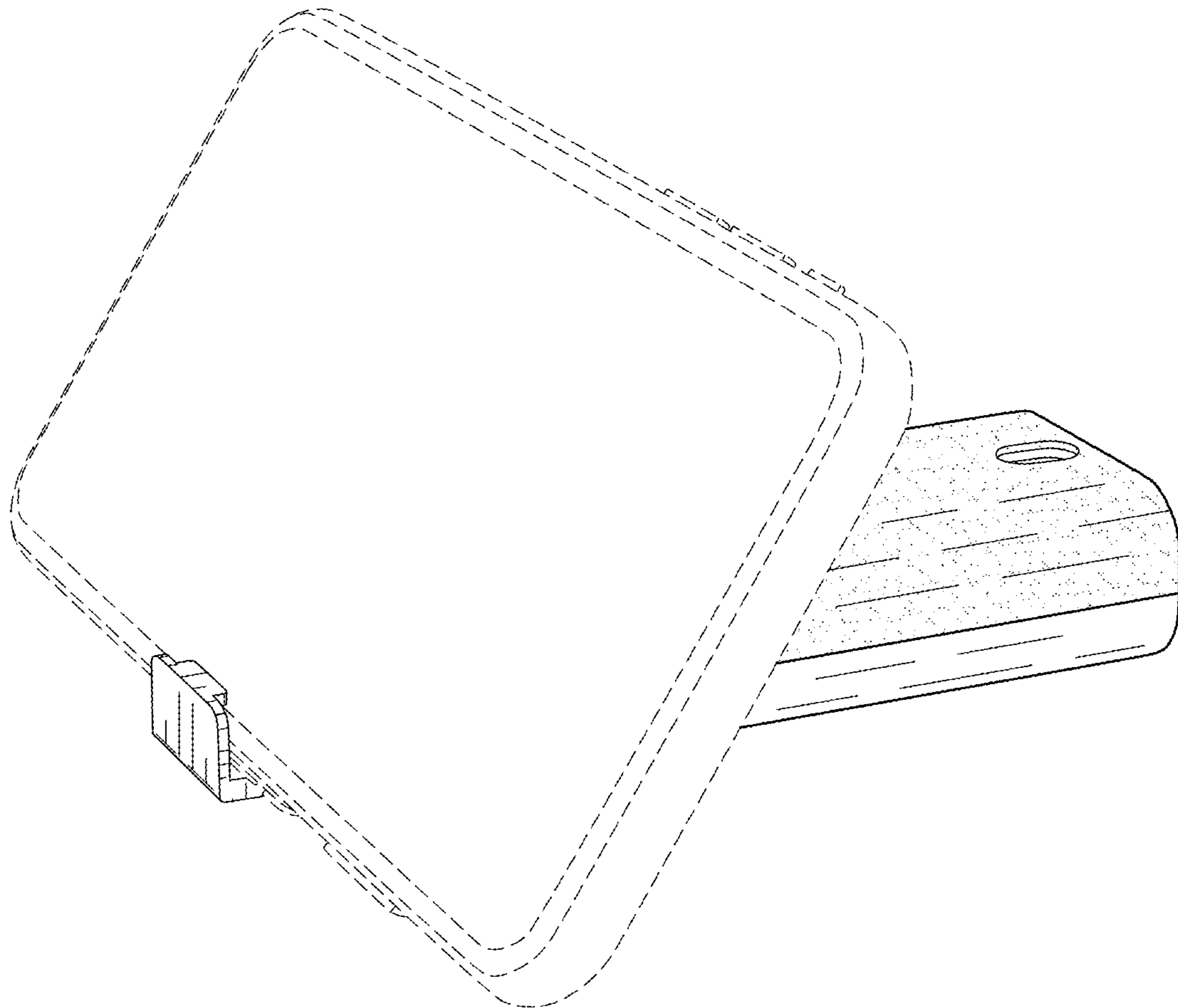


FIG. 8




FIG. 9

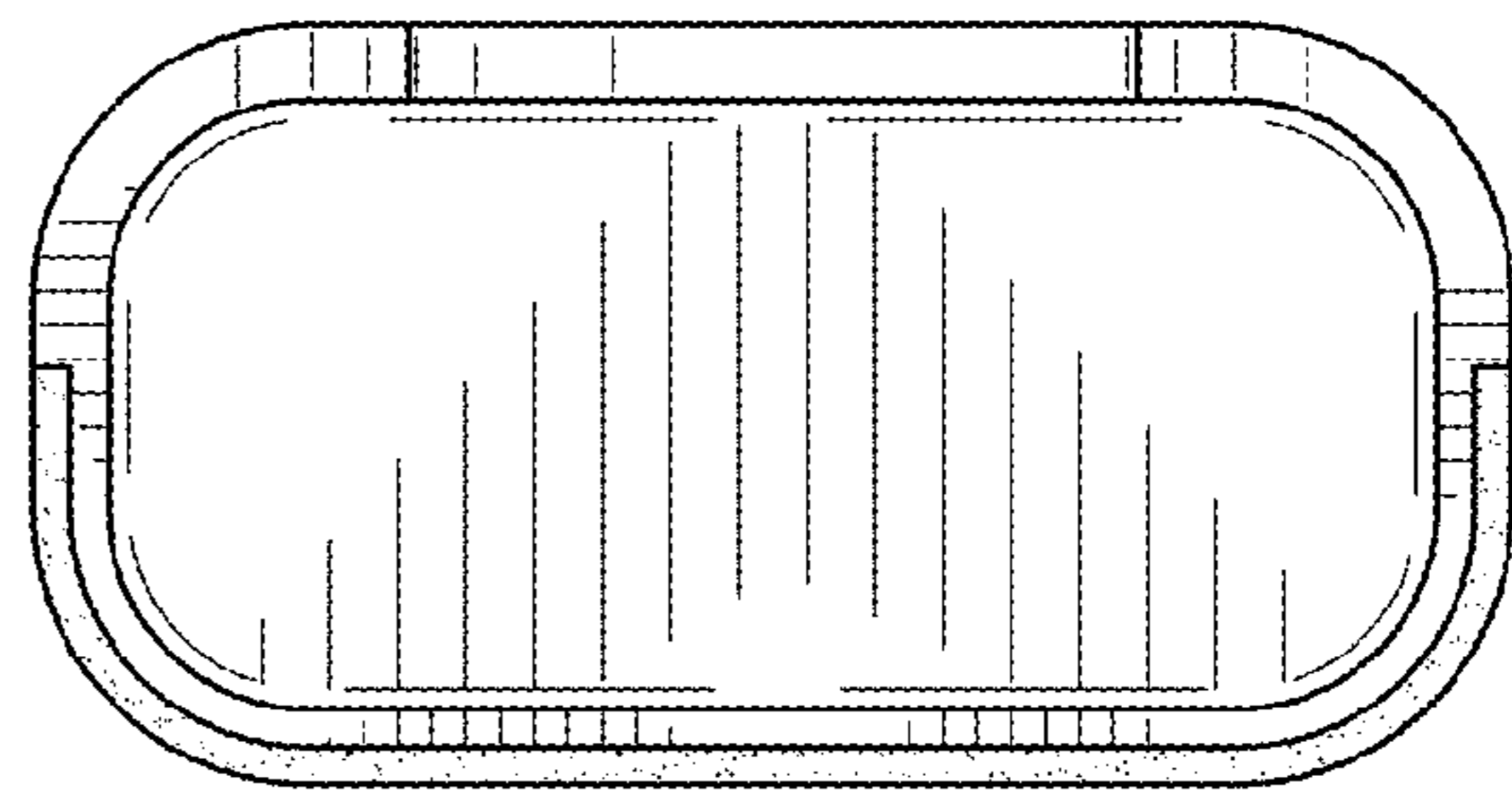


FIG. 10

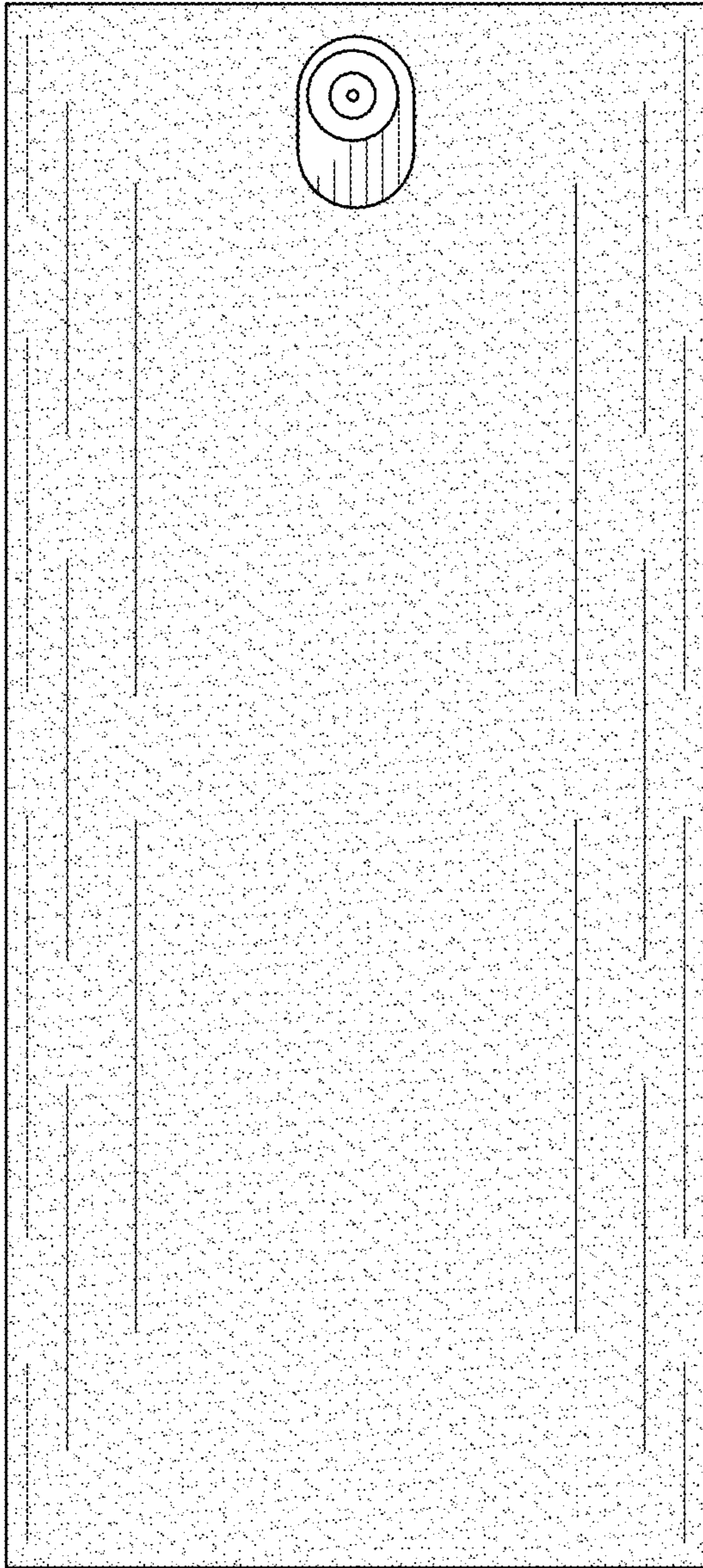



FIG. 11

FIG. 12



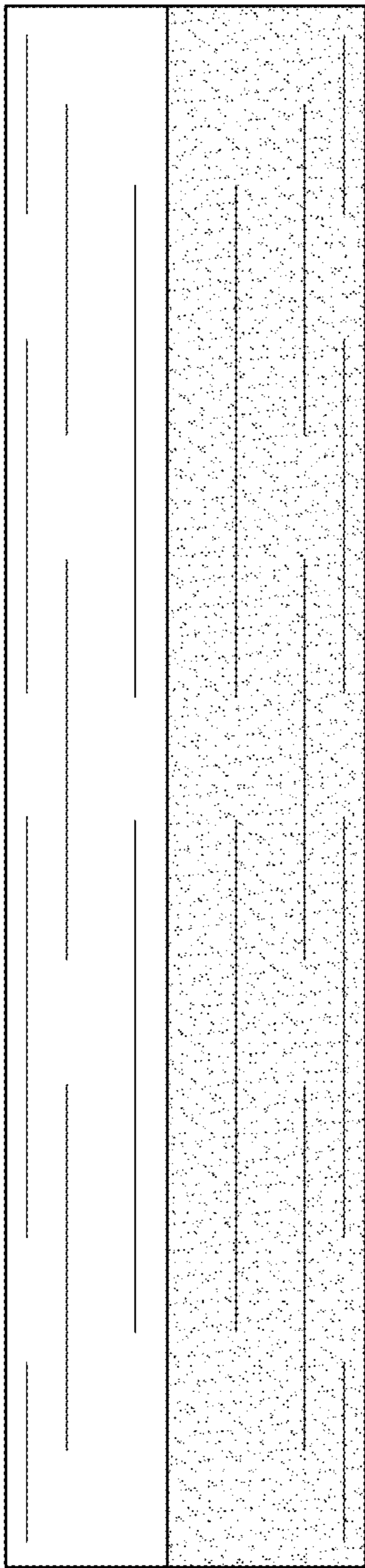


FIG. 13




FIG. 14

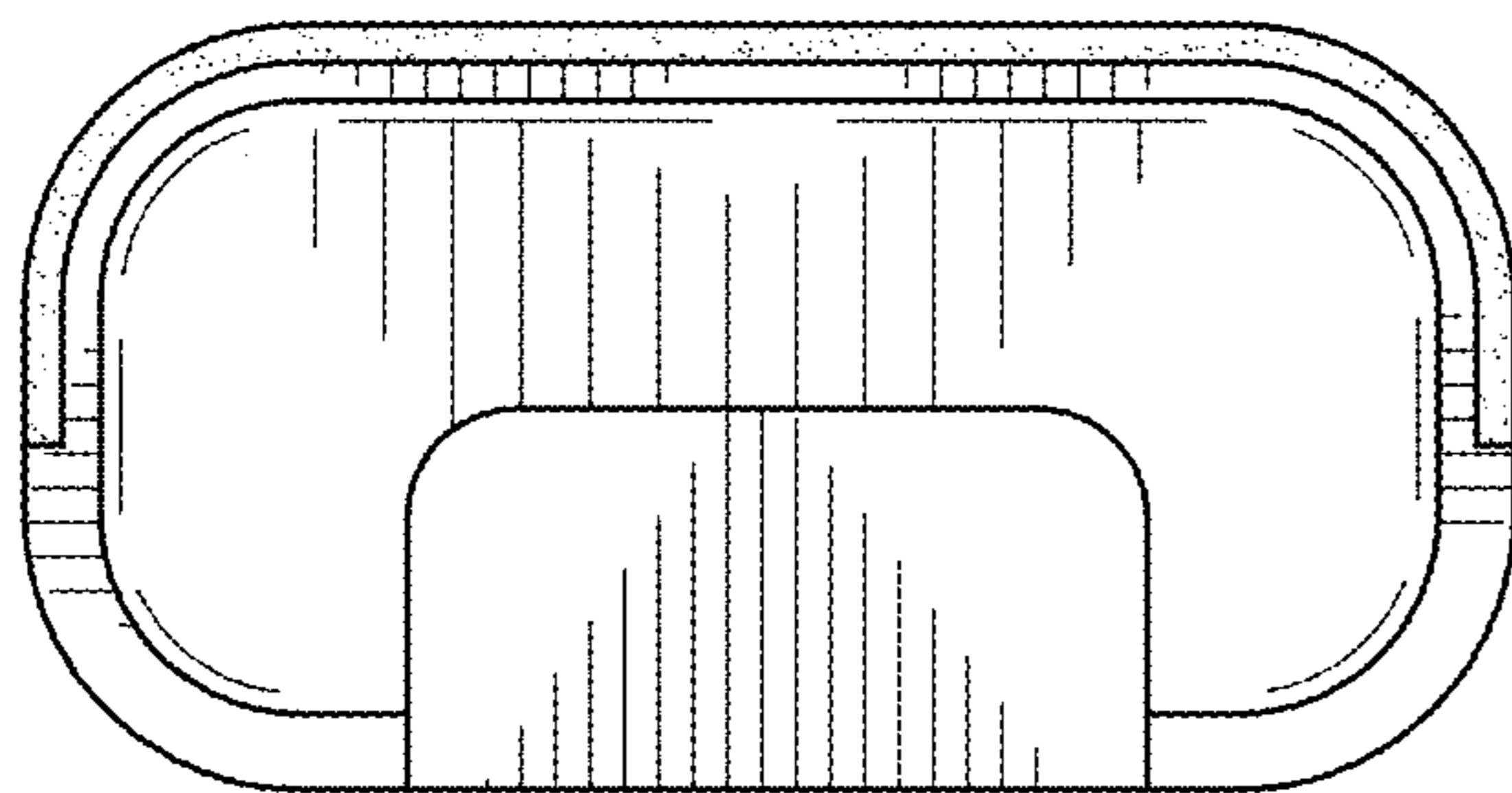


FIG. 15

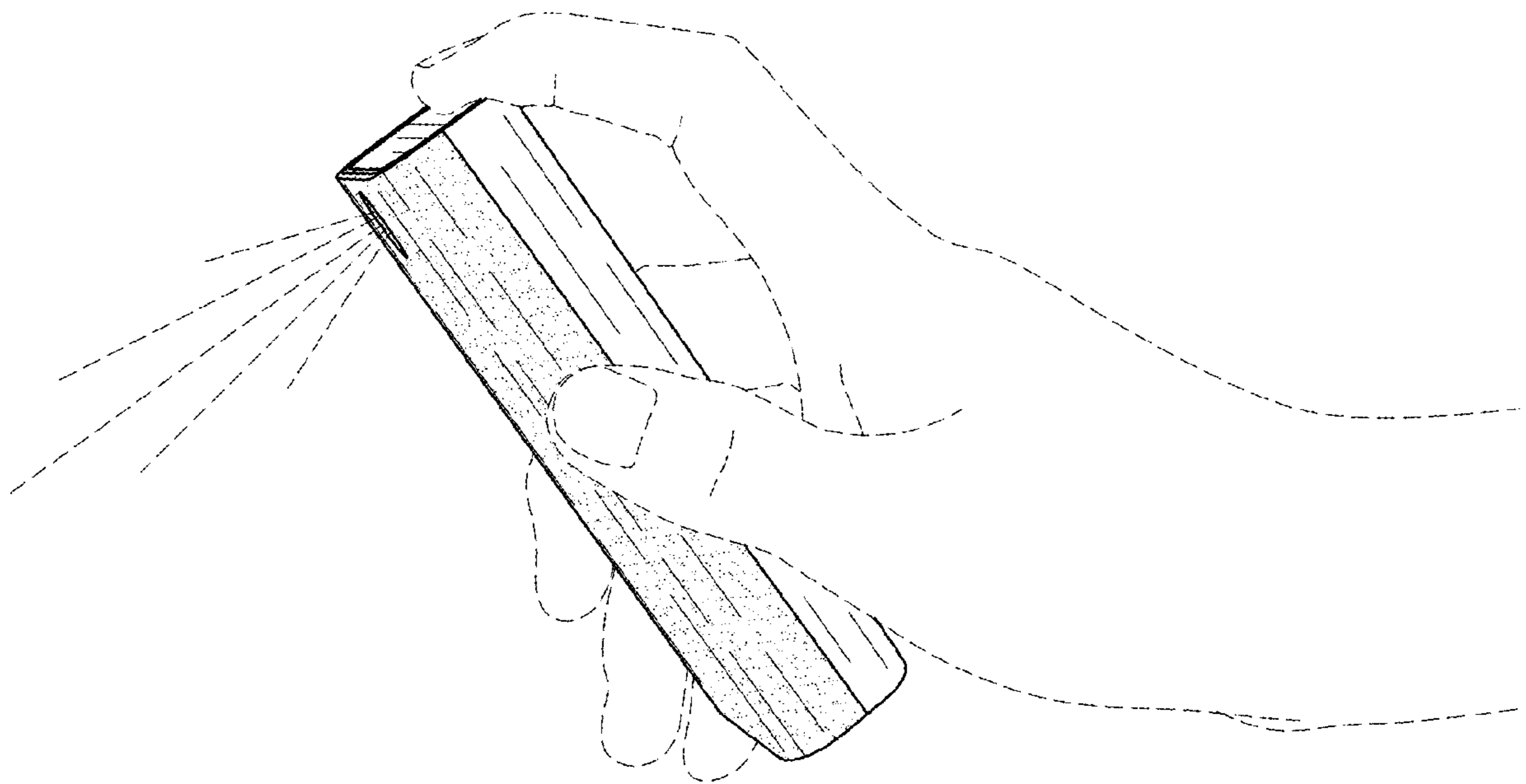


FIG. 16

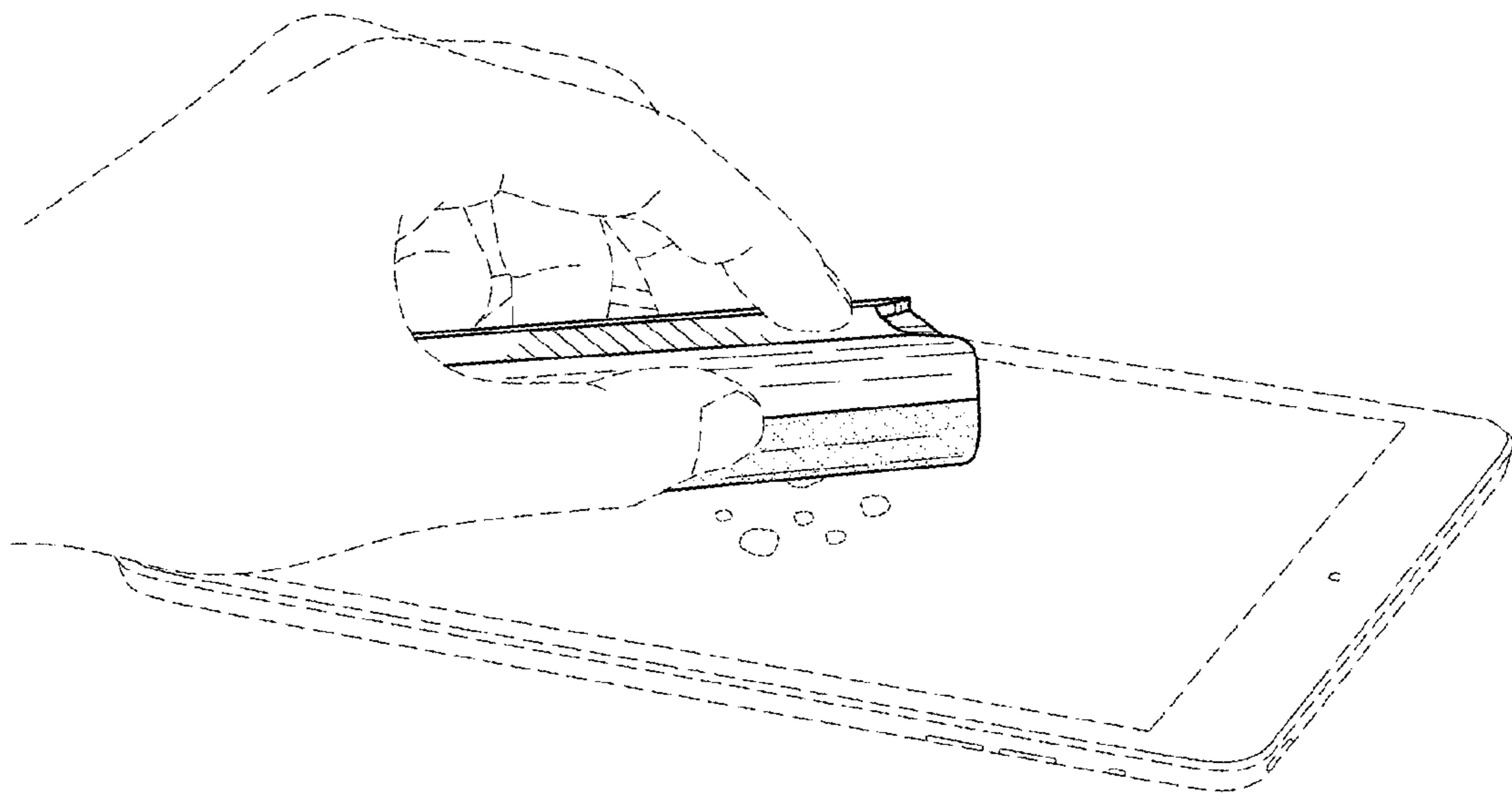


FIG. 17