



US00D891264S

(12) **United States Design Patent**  
**Stevens et al.**

(10) **Patent No.:** **US D891,264 S**  
(45) **Date of Patent:** **\*\* Jul. 28, 2020**

- (54) **SNAKE BOTTLE**
- (71) Applicant: **Serpentes LLC**, Grand Haven, MI (US)
- (72) Inventors: **Jeffrey Stevens**, Grand Haven, MI (US); **Shahram Nabavi**, Richmond Hill (CA)
- (73) Assignee: **Serpentes LLC**, Grand Haven, MI (US)
- (\*\*) Term: **15 Years**
- (21) Appl. No.: **29/674,278**
- (22) Filed: **Dec. 20, 2018**
- (51) **LOC (12) Cl.** ..... **09-01**
- (52) **U.S. Cl.**  
USPC ..... **D9/601**
- (58) **Field of Classification Search**  
USPC ..... D9/600-601, 500-505, 516, 519-521, D9/549-551; 206/457, 494, 459.5, 527, 206/540; 229/116.1; 215/381-384, 400; D7/514-521, 539, 544, 571, 594, 599, D7/604, 606, 613, 619.2, 623, 625, D7/628-630, 391-392.1, 396.4; D3/270-271.8; D21/657  
CPC ..... B65D 67/00; B65D 81/36; B65D 81/60; B65D 81/368; B65D 37/00; B65D 5/42; B65D 5/4208; B65D 77/00; A63H 33/10; A63H 33/16  
See application file for complete search history.

D551,504 S *	9/2007	Eubank	.....	D7/516
D627,605 S *	11/2010	Eubank	.....	D7/516
D686,038 S *	7/2013	Eubank	.....	D7/515
D686,919 S *	7/2013	Braun	.....	D9/601
D787,338 S *	5/2017	Dorsinville	.....	D9/601

\* cited by examiner

*Primary Examiner* — Sandra L Morris

(74) *Attorney, Agent, or Firm* — Price Heneveld LLP

(57) **CLAIM**

We claim the ornamental design for a snake bottle, as shown and described.

**DESCRIPTION**

FIG. 1 is a first top perspective view of the snake bottle of the present invention;  
 FIG. 2 is a second top perspective view of the snake bottle of the present invention;  
 FIG. 3 is a first bottom perspective view of the snake bottle of the present invention;  
 FIG. 4 is a second bottom perspective view of the snake bottle of the present invention;  
 FIG. 5 is a first side elevation view of the snake bottle of the present invention;  
 FIG. 6 is a second side elevation view of the snake bottle of the present invention;  
 FIG. 7 is a third side elevation view of the snake bottle of the present invention;  
 FIG. 8 is a fourth side elevation view of the snake bottle of the present invention;  
 FIG. 9 is top plan view of the snake bottle of the present invention; and,  
 FIG. 10 is a bottom plan view of the snake bottle of the present invention.

The broken lines in the figures are for contextual purposes or show the environment and form no part of the claimed design.

**1 Claim, 10 Drawing Sheets**

(56) **References Cited**

**U.S. PATENT DOCUMENTS**

D39,362 S *	6/1908	Johnston	.....	D9/601
D39,856 S *	3/1909	Perrault	.....	D9/601
D277,075 S *	1/1985	Blais	.....	D9/601
D442,845 S *	5/2001	Iacovelli	.....	D21/657
D509,530 S *	9/2005	Hall	.....	D21/657





FIG. 1



FIG. 2

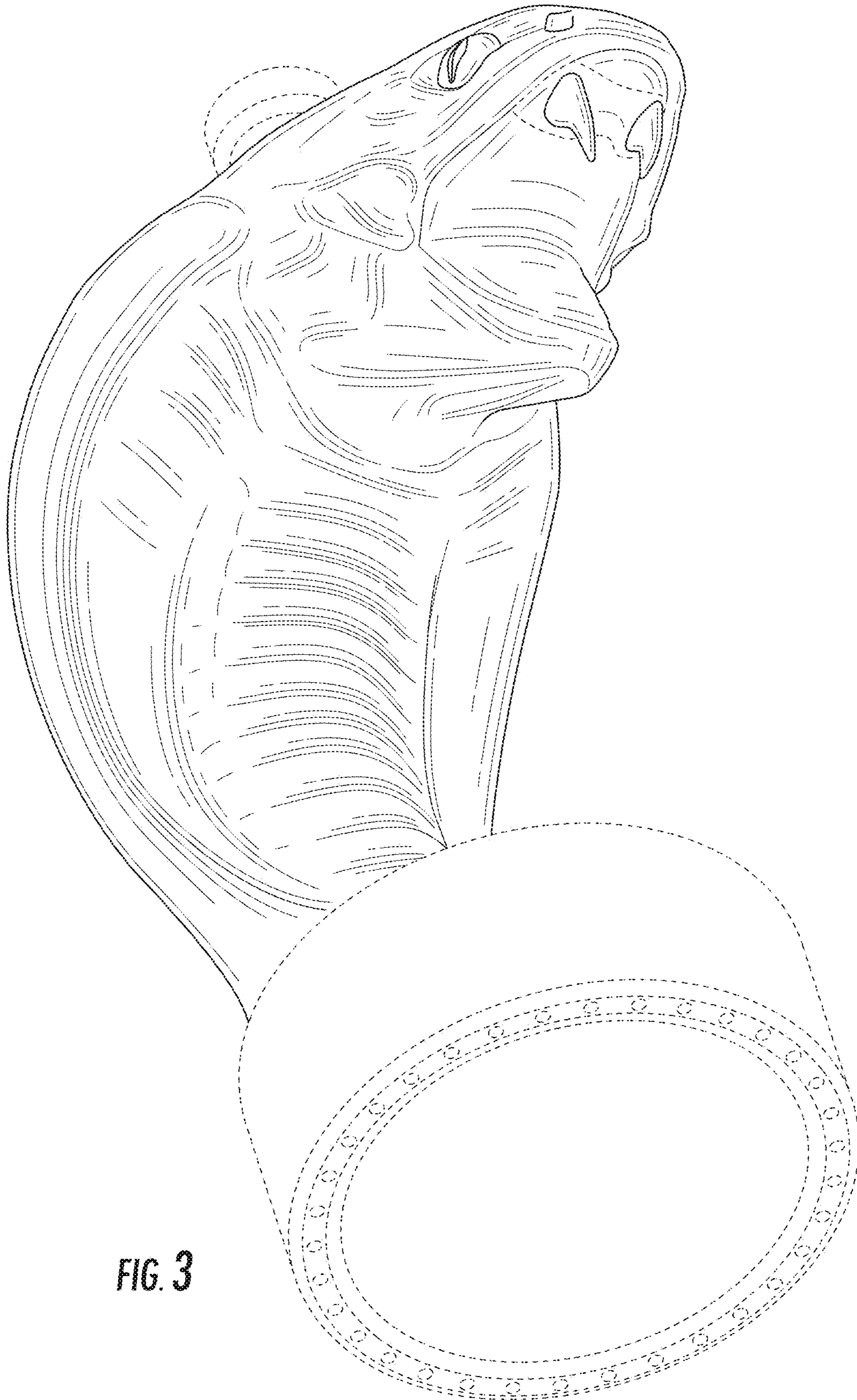


FIG. 3



FIG. 4

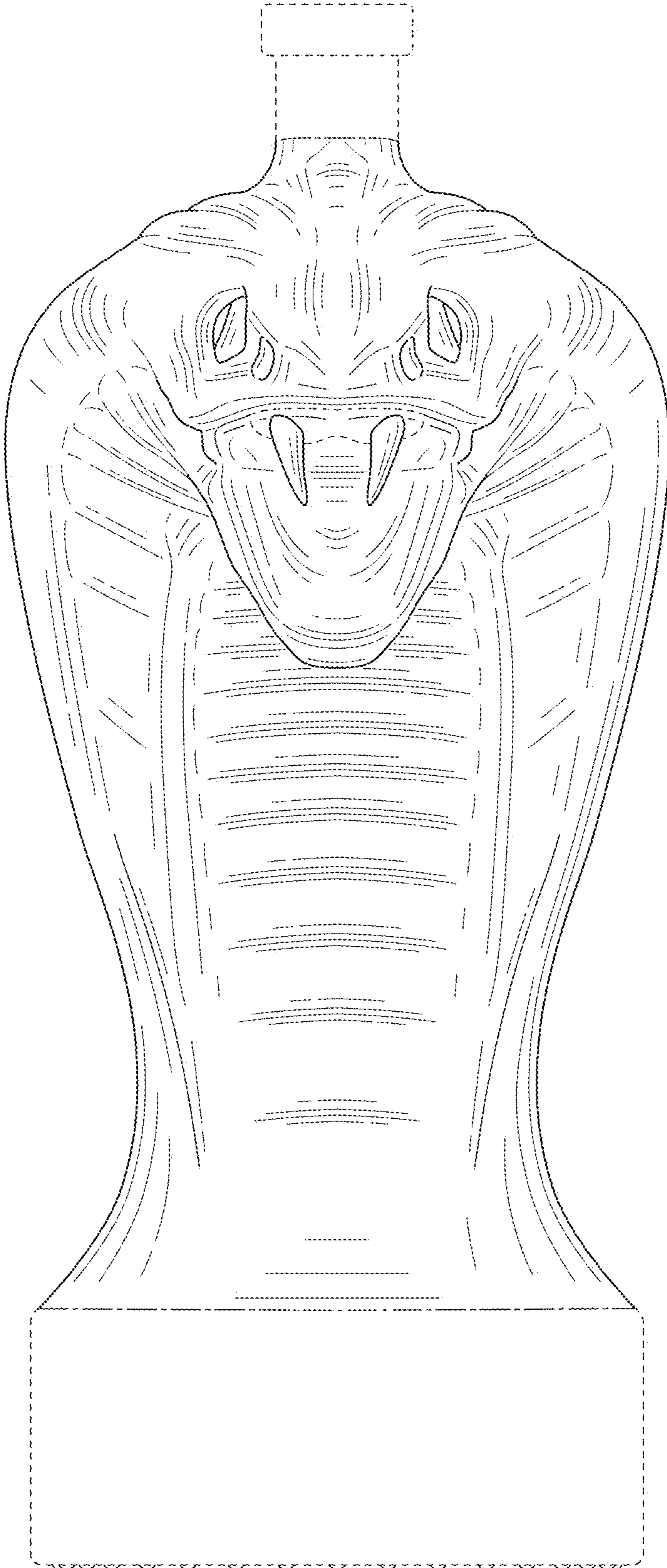


FIG. 5

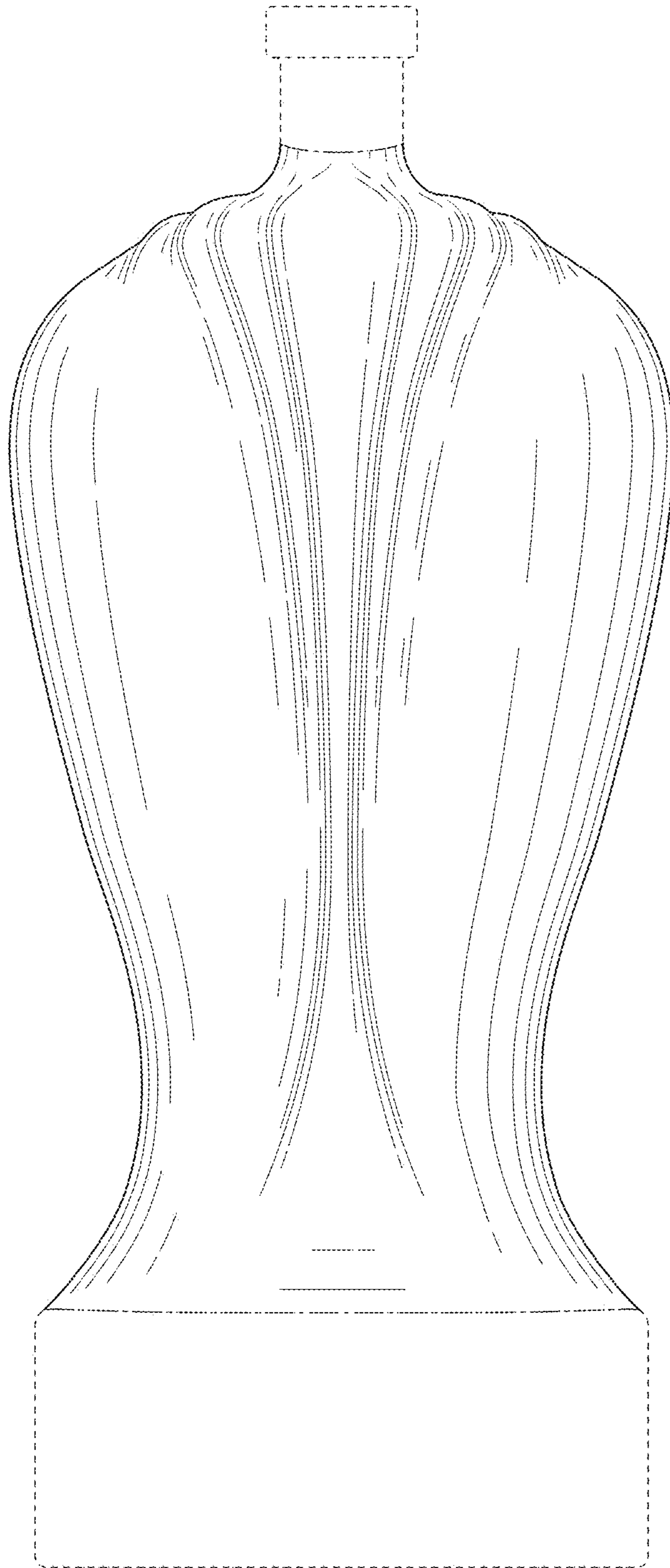


FIG. 6



FIG. 7






FIG. 8

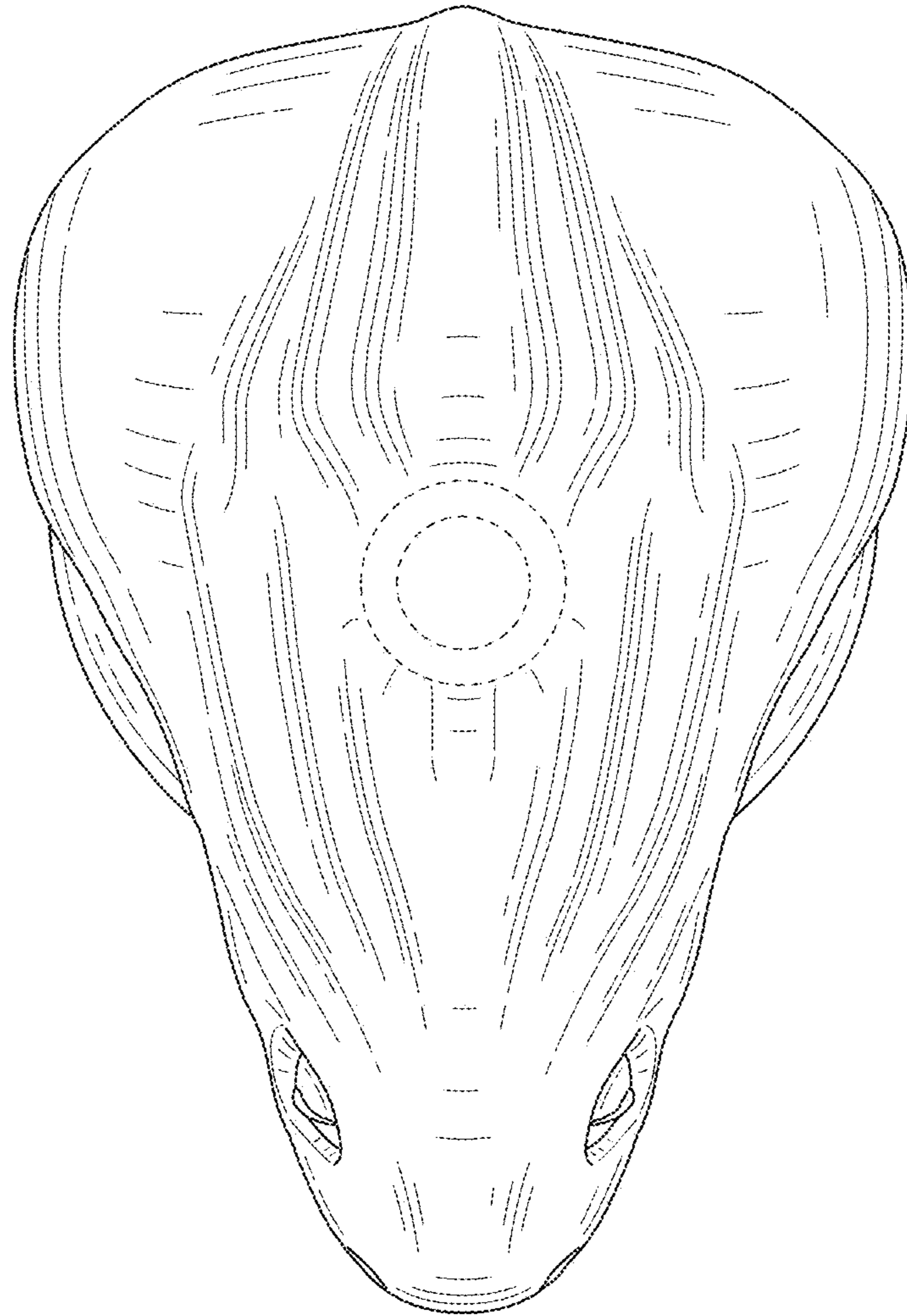


FIG. 9

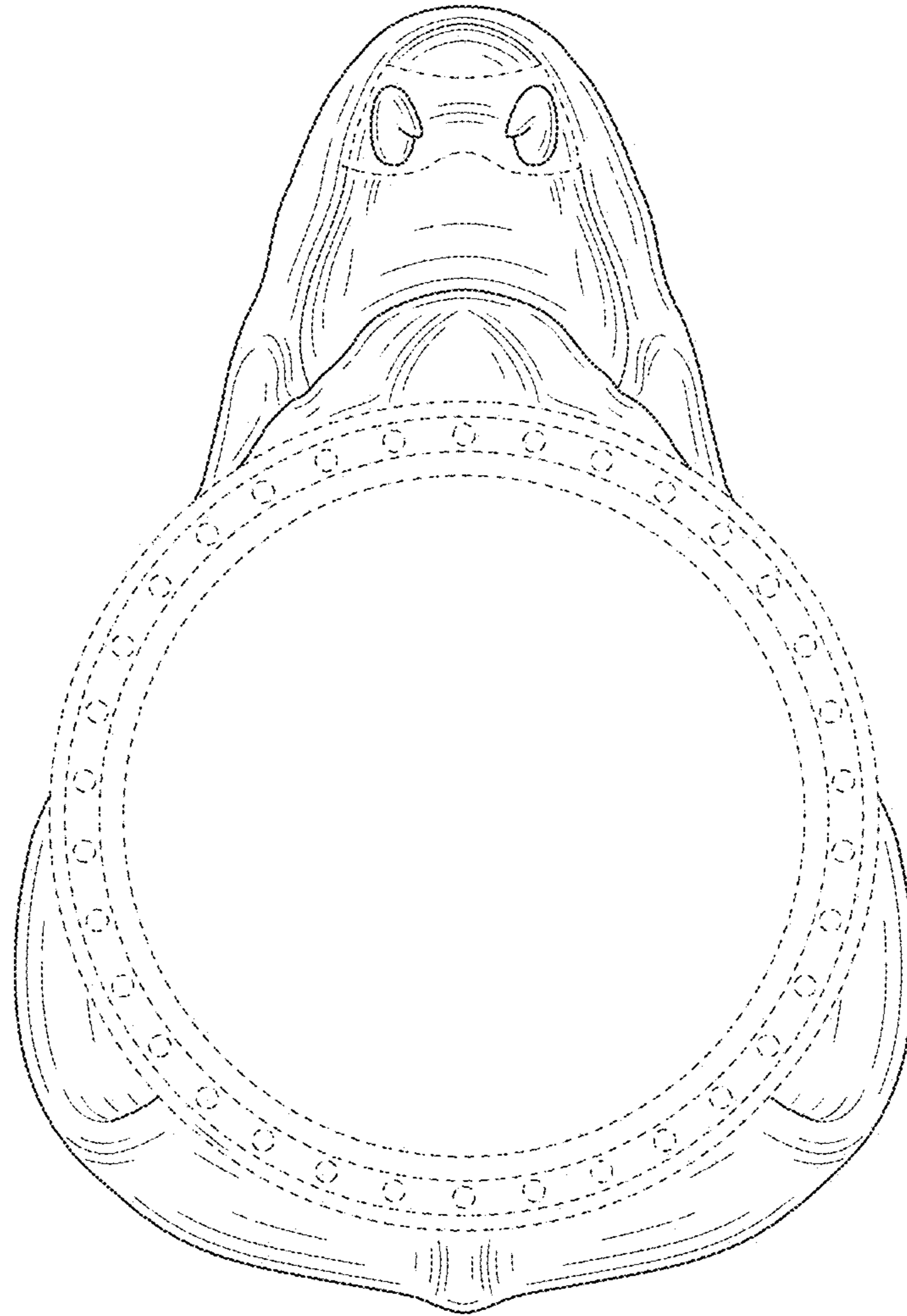


FIG. 10