



US00D891260S

(12) **United States Design Patent**
Clark et al.

(10) **Patent No.:** **US D891,260 S**
(45) **Date of Patent:** **** Jul. 28, 2020**

- (54) **BOTTLE**
- (71) Applicant: **TTi (Macao Commerical Offshore) Limited**, Macau (MO)
- (72) Inventors: **Gregory Clark**, Charlotte, NC (US); **Mohammed Irfan**, Huntersville, NC (US)
- (73) Assignee: **TTI (Macao Commerical Offshore) Limited**, Praia Grande (MO)
- (**) Term: **15 Years**
- (21) Appl. No.: **29/676,373**
- (22) Filed: **Jan. 10, 2019**
- (51) **LOC (12) Cl.** **09-01**
- (52) **U.S. Cl.**
USPC **D9/528; D9/563**
- (58) **Field of Classification Search**
USPC D9/434, 516, 523, 527-528, 530-531, D9/543, 563, 565, 575, 715, 719; D15/152; D23/211.1, 211.2
CPC B65D 1/00; B65D 1/02; B65D 1/0223; B65D 1/0261; B65D 1/0284; B65D 1/44; B65D 23/00; B65D 23/10; B65D 23/102; B65D 2501/00; B65D 2501/0009; B65D 2501/081
See application file for complete search history.

D484,056 S	12/2003	Wiper	
D485,186 S	1/2004	Wiper	
D486,396 S	2/2004	Stinedurf	
D486,738 S	2/2004	Wiper	
D490,319 S	5/2004	Wiper	
D501,405 S	2/2005	Feen	
D507,183 S	7/2005	Spellissy	
D510,869 S	10/2005	Gross et al.	
D543,852 S	6/2007	Warren	
D556,583 S	12/2007	Gurst et al.	
D569,731 S *	5/2008	Yan	D9/528
D578,004 S	10/2008	Houck et al.	
D581,273 S	11/2008	Adamson et al.	
D592,514 S	5/2009	Schwartz et al.	
D593,416 S	6/2009	Medema	
D628,075 S *	11/2010	Arnell	D9/528
D628,076 S *	11/2010	Arnell	D9/528
D633,801 S	3/2011	Adamson et al.	
D643,738 S	8/2011	Cummings et al.	
D652,729 S	1/2012	Young et al.	
D655,175 S	3/2012	Young et al.	
D660,165 S *	5/2012	Fuller	D9/528

(Continued)

Primary Examiner — Dana Meyrow
(74) *Attorney, Agent, or Firm* — Michael Best & Friedrich LLP

(57) **CLAIM**

We claim the ornamental design for a bottle, as shown and described.

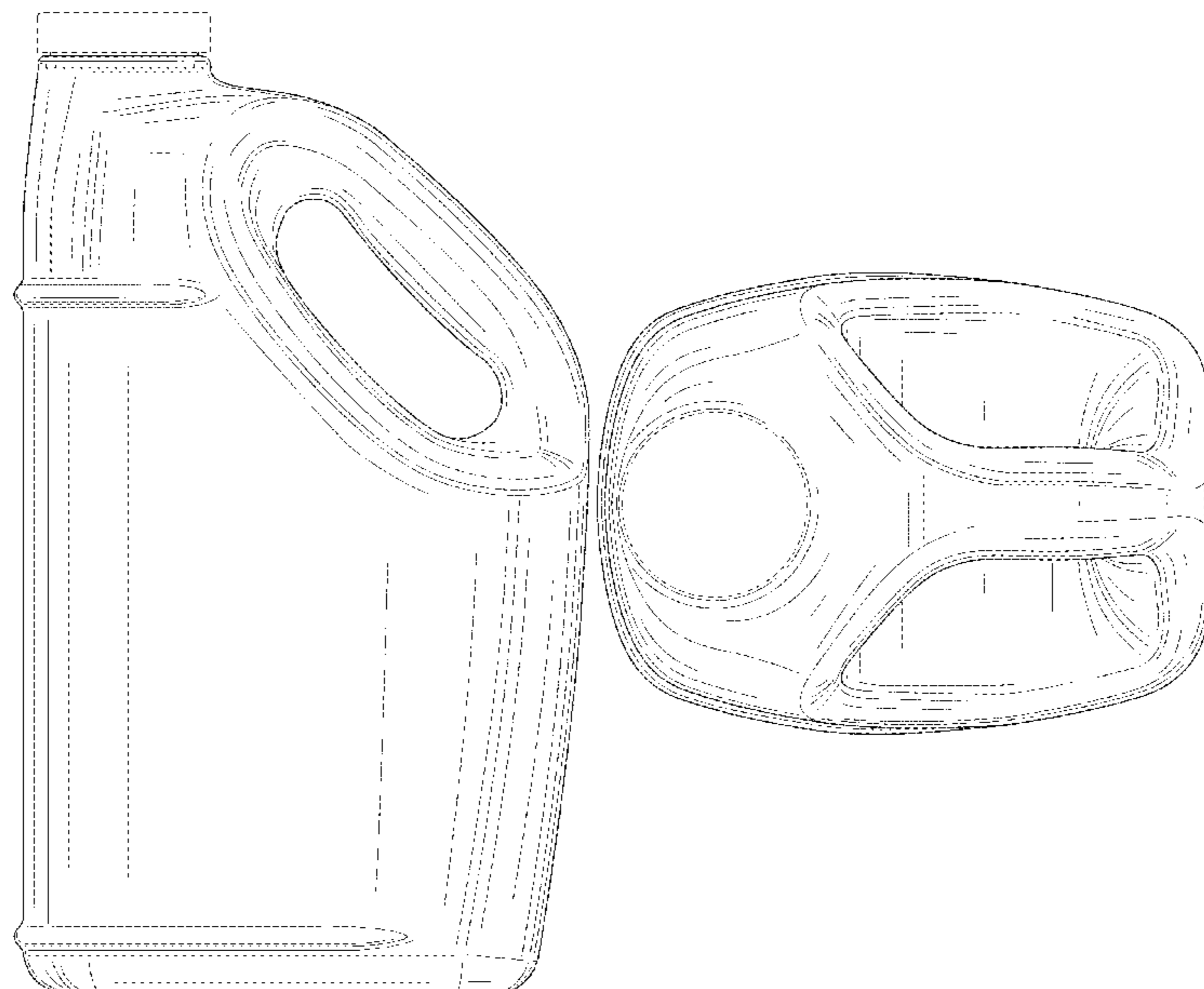
DESCRIPTION

FIG. 1 is a top perspective view of a bottle according to the present invention.
FIG. 2 is a front elevation view of the bottle of FIG. 1.
FIG. 3 is a rear elevation view of the bottle of FIG. 1.
FIG. 4 is a right side elevation view of the bottle of FIG. 1.
FIG. 5 is a left side elevation view of the bottle of FIG. 1; and,
FIG. 6 is a top side view of the bottle of FIG. 1.

1 Claim, 6 Drawing Sheets

(56) **References Cited**
U.S. PATENT DOCUMENTS

D208,215 S *	8/1967	Campbell	D9/528
D210,113 S *	2/1968	Gantz et al.	D9/528
D292,885 S *	11/1987	Best	D9/528
D313,349 S *	1/1991	Beaver	D9/528
D313,350 S *	1/1991	Beaver	D9/528
D329,977 S *	10/1992	Armitage	D9/528
D417,621 S *	12/1999	Hofmeister	D9/528



(56)

References Cited

U.S. PATENT DOCUMENTS

D666,499 S	*	9/2012	Fuller	D9/528
D696,128 S	*	12/2013	Lindsay	D9/528
D705,662 S		5/2014	Martin	
D732,962 S		6/2015	Hawry	
D734,156 S		7/2015	Hawry	
D739,247 S		9/2015	McDonnell	
D747,968 S		1/2016	Martin	
D749,953 S		2/2016	Handy	
D766,723 S		9/2016	Berlin Packaging	
D768,496 S		10/2016	Beckermann et al.	
D773,308 S		12/2016	Beckermann et al.	
D780,585 S		3/2017	Nho	
D797,561 S		9/2017	Eziquiel-Shiro	
D800,569 S		10/2017	Eziquiel-Shiro	
D811,885 S		3/2018	Sanguinet et al.	
D818,827 S		5/2018	Berger et al.	

* cited by examiner



FIG. 1

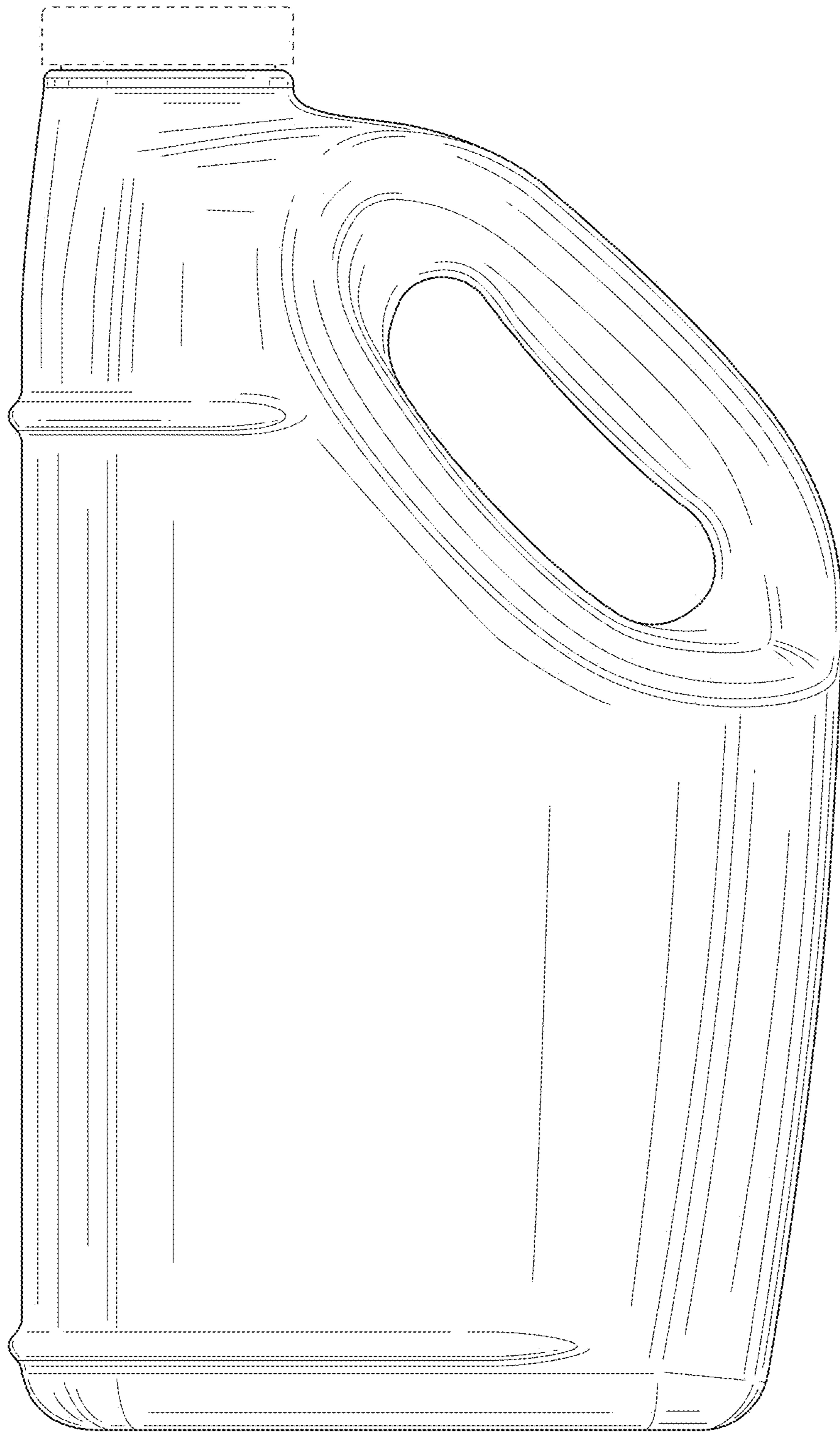


FIG. 2




FIG. 3




FIG. 4

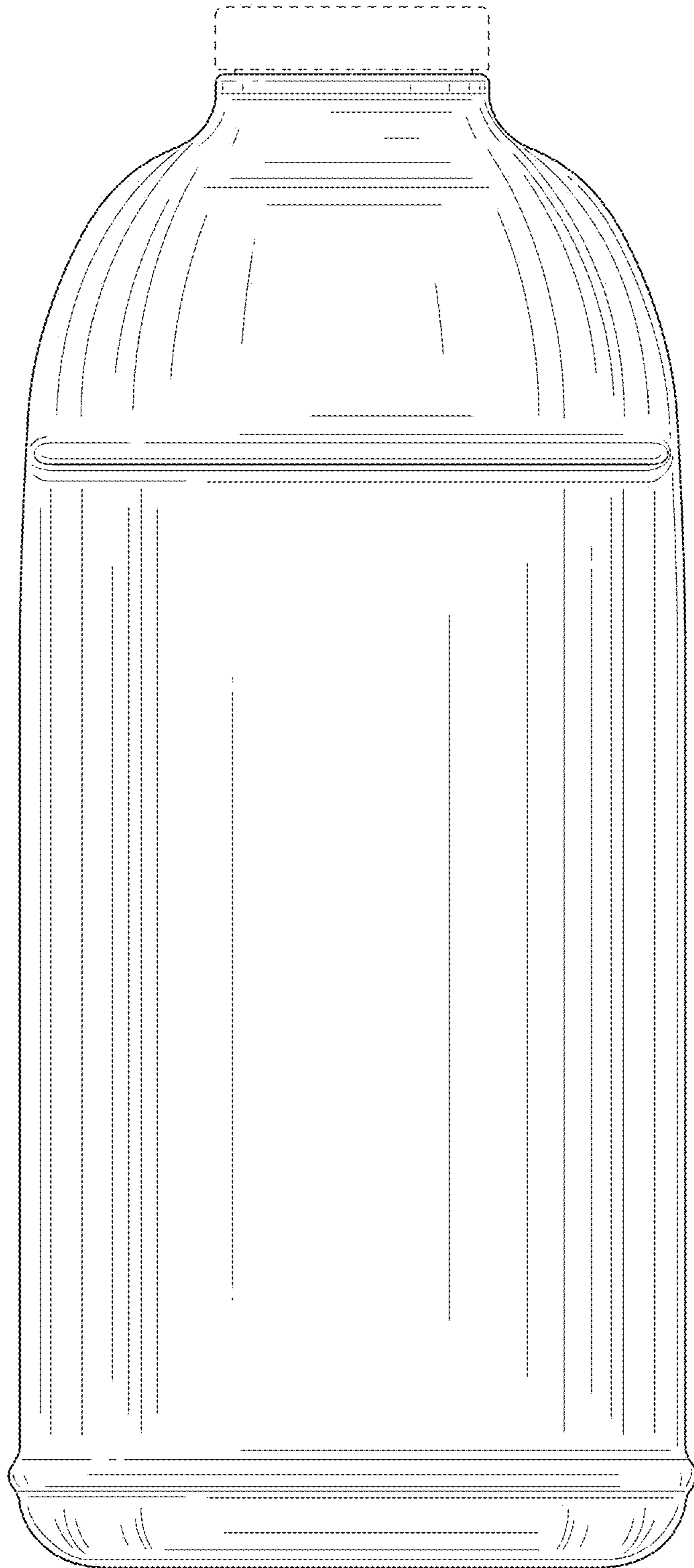


FIG. 5

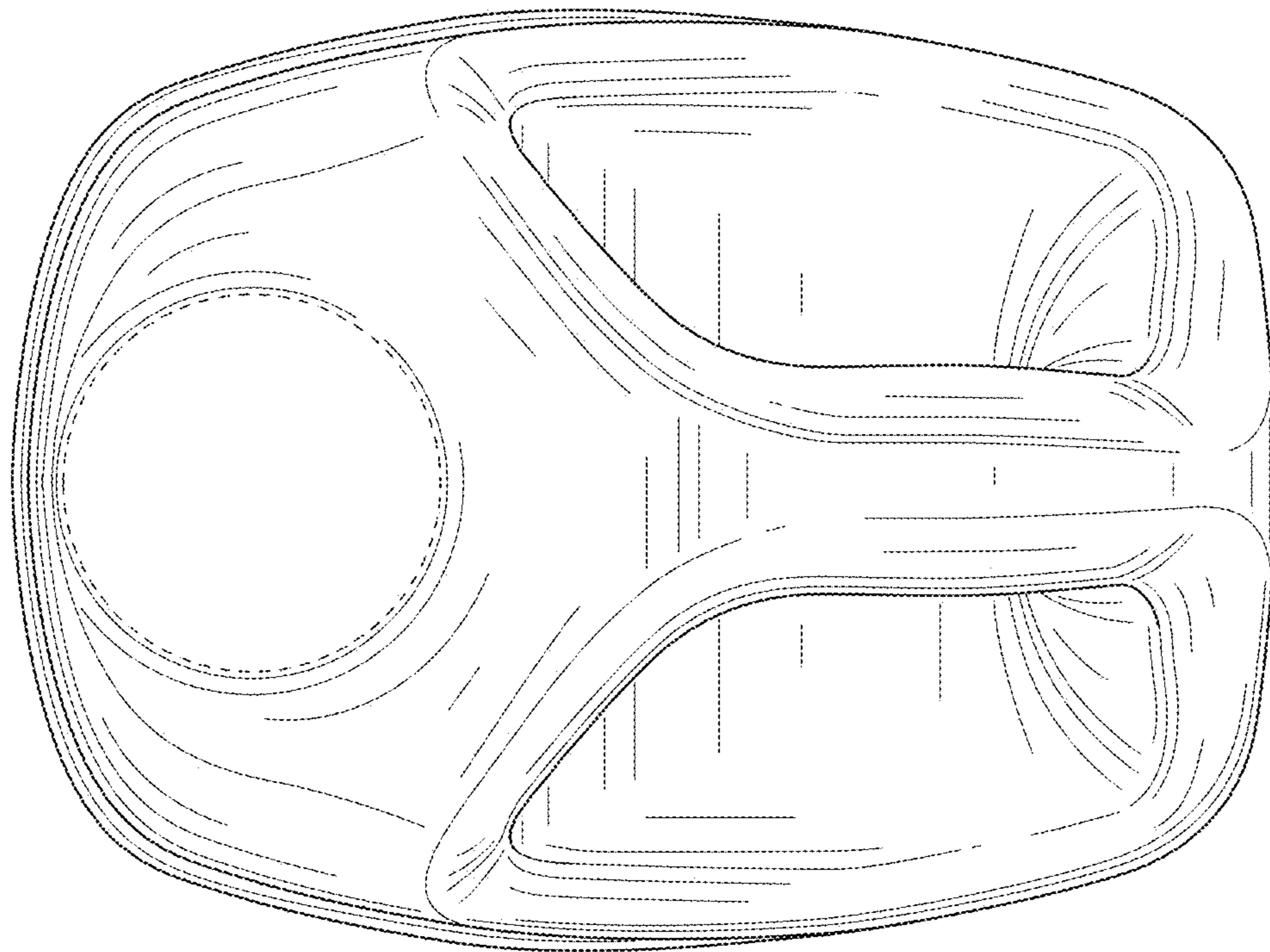


FIG. 6