



US00D891258S

(12) **United States Design Patent**  
**Clark et al.**

(10) **Patent No.:** **US D891,258 S**

(45) **Date of Patent:** **\*\* \*Jul. 28, 2020**

(54) **BOTTLE**

(71) Applicant: **TTi (Macao Commercial Offshore) Limited**, Macau (MO)

(72) Inventors: **Gregory Clark**, Charlotte, NC (US);  
**Mohammed Irfan**, Huntersville, NC (US)

(73) Assignee: **TTi (Macao Commercial Offshore) Limited**, Praia Grande (MO)

(\*) Notice: This patent is subject to a terminal disclaimer.

(\*\*) Term: **15 Years**

(21) Appl. No.: **29/676,370**

(22) Filed: **Jan. 10, 2019**

(51) **LOC (12) Cl.** ..... **09-01**

(52) **U.S. Cl.**  
USPC ..... **D9/528; D9/563**

(58) **Field of Classification Search**  
USPC ..... D9/434, 516, 523, 527-528, 530-531,  
D9/543, 563, 565, 575, 715, 719;  
D15/152; D23/211.1, 211.2  
CPC ..... B65D 1/00; B65D 1/02; B65D 1/0223;  
B65D 1/0261; B65D 1/0284; B65D 1/44;  
B65D 23/00; B65D 23/10; B65D 23/102;  
B65D 2501/00; B65D 2501/0009; B65D  
2501/081  
See application file for complete search history.

(56) **References Cited**

**U.S. PATENT DOCUMENTS**

D210,113 S	*	2/1968	Gantz et al.	.....	D9/528
D312,964 S	*	12/1990	Carmin	.....	D9/453
D313,349 S	*	1/1991	Beaver	.....	D9/528
D313,350 S	*	1/1991	Beaver	.....	D9/528

D329,977 S	*	10/1992	Armitage	.....	D9/528
D373,534 S	*	9/1996	Lathrop	.....	D9/528
D373,535 S	*	9/1996	Lathrop	.....	D9/528
D376,761 S	*	12/1996	Lathrop	.....	D9/528
D484,056 S		12/2003	Wiper		
D485,186 S		1/2004	Wiper		
D486,396 S		2/2004	Stinedurf		
D486,738 S		2/2004	Wiper		
D490,319 S		5/2004	Wiper		
D501,405 S		2/2005	Feen		
D507,183 S		7/2005	Spellissy		
D510,869 S		10/2005	Gross et al.		
D531,511 S	*	11/2006	Wolff	.....	D9/528
D543,852 S		6/2007	Warren		
D556,583 S		12/2007	Gurst et al.		
D569,731 S	*	5/2008	Yan	.....	D9/528
D578,004 S		10/2008	Houck et al.		
D581,273 S		11/2008	Adamson et al.		
D592,514 S		5/2009	Schwartz et al.		

(Continued)

*Primary Examiner* — Dana Meyrow

(74) *Attorney, Agent, or Firm* — Michael Best & Friedrich LLP

(57) **CLAIM**

We claim the ornamental design for a bottle, as shown and described.

**DESCRIPTION**

FIG. 1 is a top perspective view of a bottle according to the present invention.

FIG. 2 is a front elevation view of the bottle of FIG. 1.

FIG. 3 is a rear elevation view of the bottle of FIG. 1.

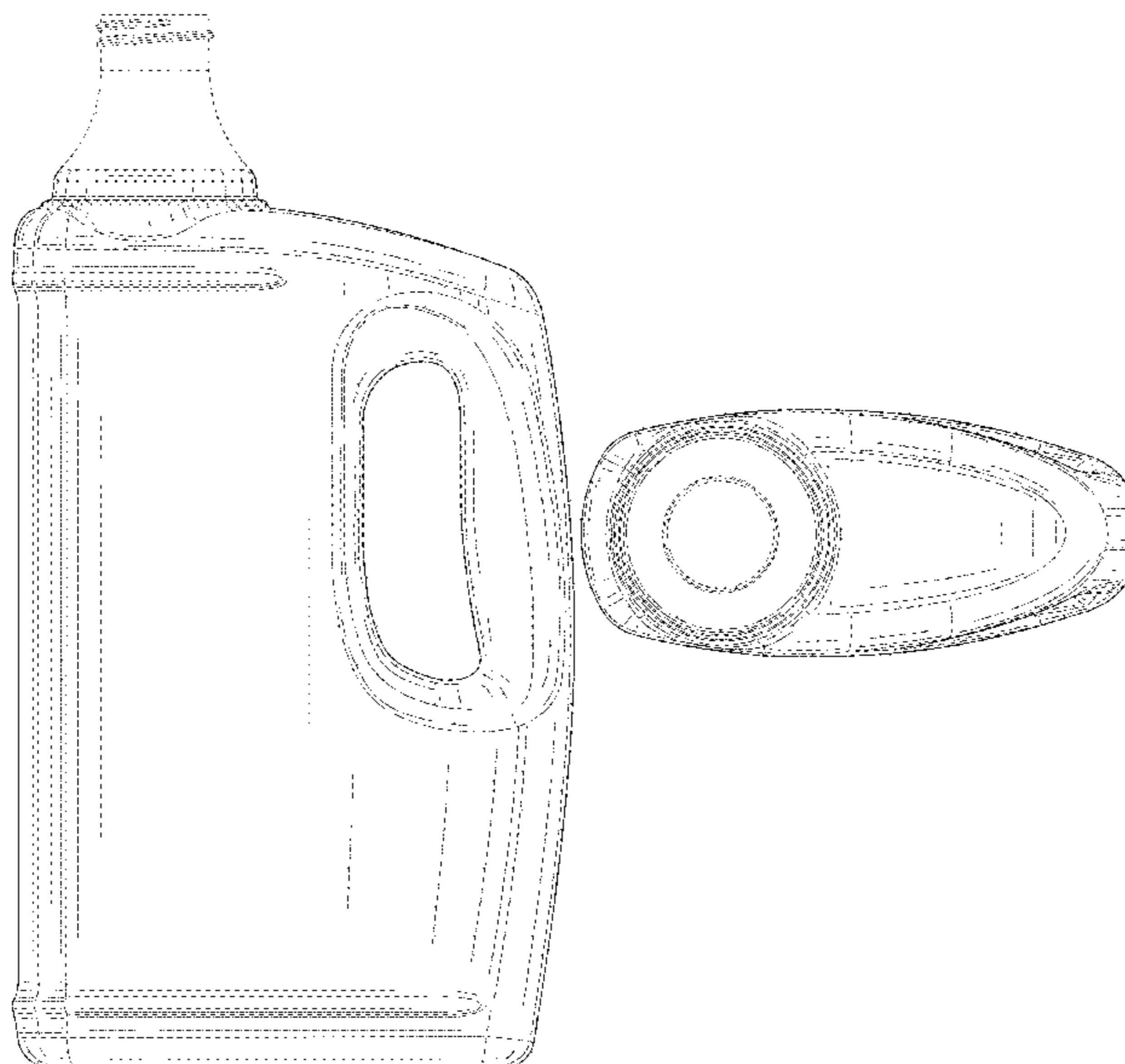
FIG. 4 is a right side elevation view of the bottle of FIG. 1.

FIG. 5 is a left side elevation view of the bottle of FIG. 1; and,

FIG. 6 is a top side view of the bottle of FIG. 1.

The evenly dashed broken lines in the drawings illustrate the portions of the bottle that form no part of the claimed design. The dot-dash broken lines in the drawings define the bounds of the claim and form no part thereof.

**1 Claim, 5 Drawing Sheets**



(56)

**References Cited**

## U.S. PATENT DOCUMENTS

D593,416 S	6/2009	Medema	
D628,075 S	* 11/2010	Arnell .....	D9/528
D628,076 S	* 11/2010	Arnell .....	D9/528
D633,801 S	3/2011	Adamson et al.	
D643,738 S	8/2011	Cummings et al.	
D652,729 S	1/2012	Young et al.	
D655,175 S	3/2012	Young et al.	
D658,500 S	* 5/2012	Haupt .....	D9/528
D696,128 S	* 12/2013	Lindsay .....	D9/528
D705,662 S	5/2014	Martin	
D723,928 S	* 3/2015	Holden .....	D9/528
D732,962 S	6/2015	Hawry	
D734,156 S	7/2015	Hawry	
D739,247 S	9/2015	McDonnell	
D747,968 S	1/2016	Martin	
D749,953 S	2/2016	Handy	
D766,723 S	9/2016	Hawry et al.	
D768,496 S	10/2016	Beckerman et al.	
D773,308 S	12/2016	Beckermann et al.	
D780,585 S	3/2017	Nho	
D797,561 S	9/2017	Eziquiel-Shiro	
D800,569 S	10/2017	Eziquiel-Shiro	
D811,885 S	3/2018	Sanguinet et al.	
D818,827 S	5/2018	Berger et al.	

\* cited by examiner

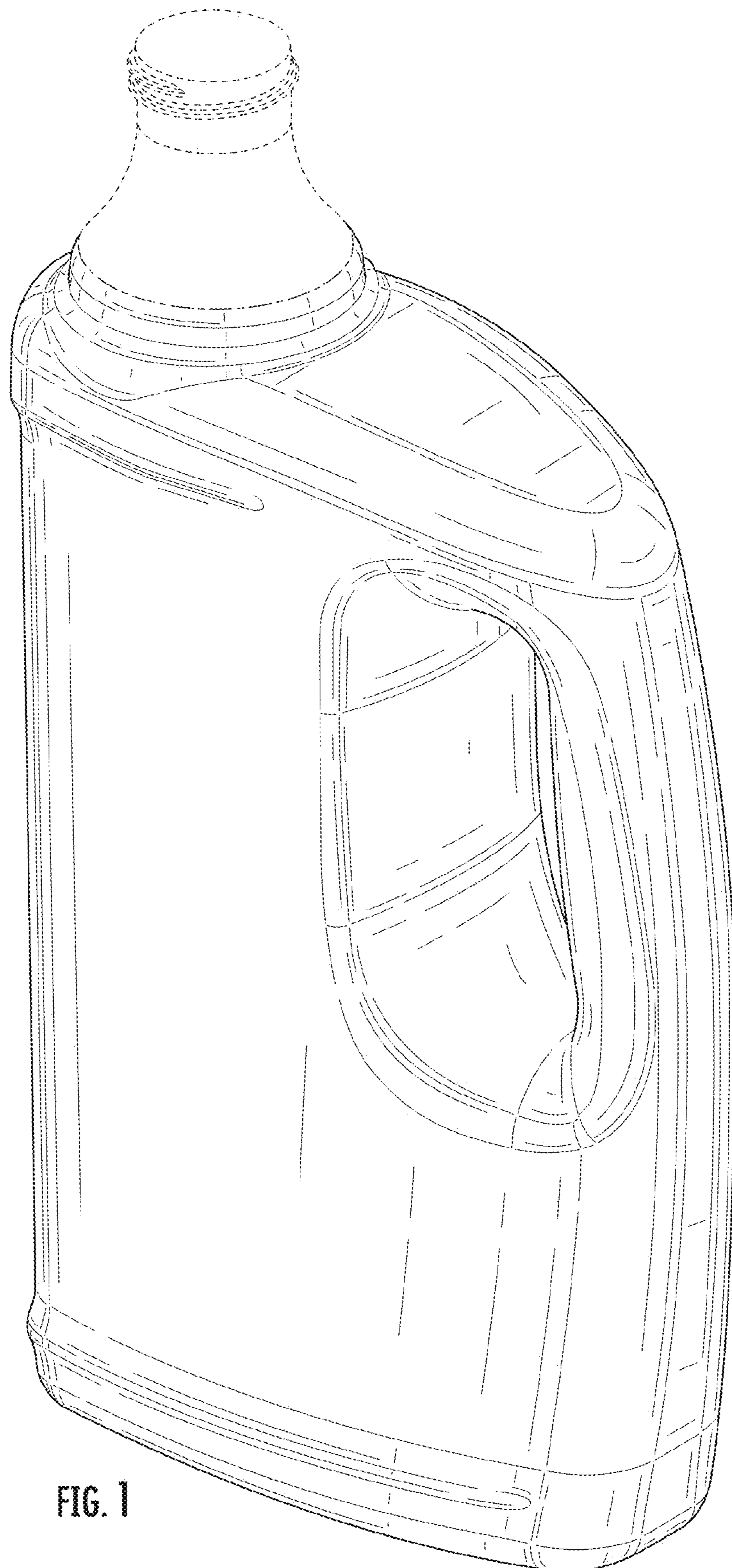


FIG. 1

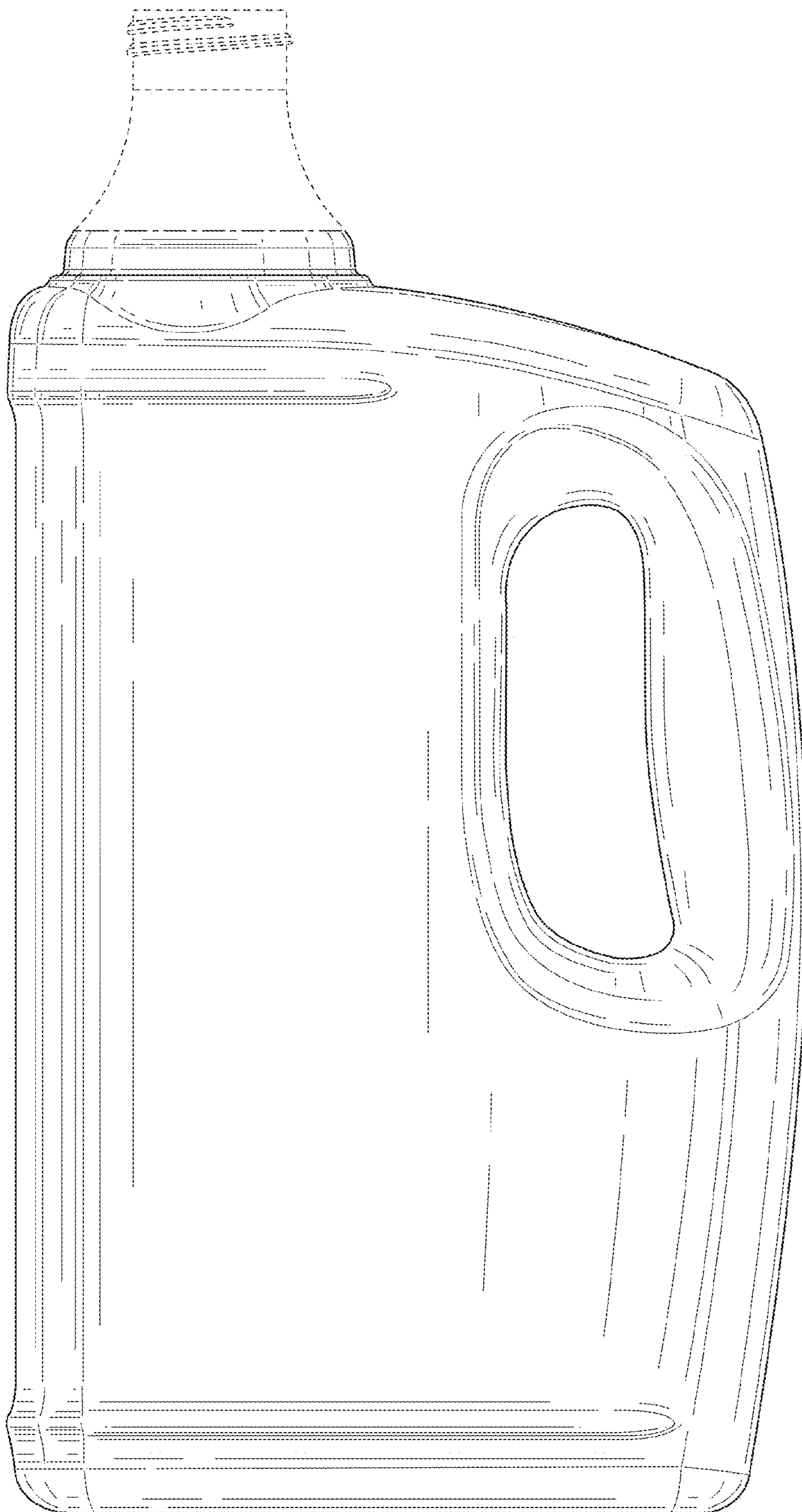


FIG. 2

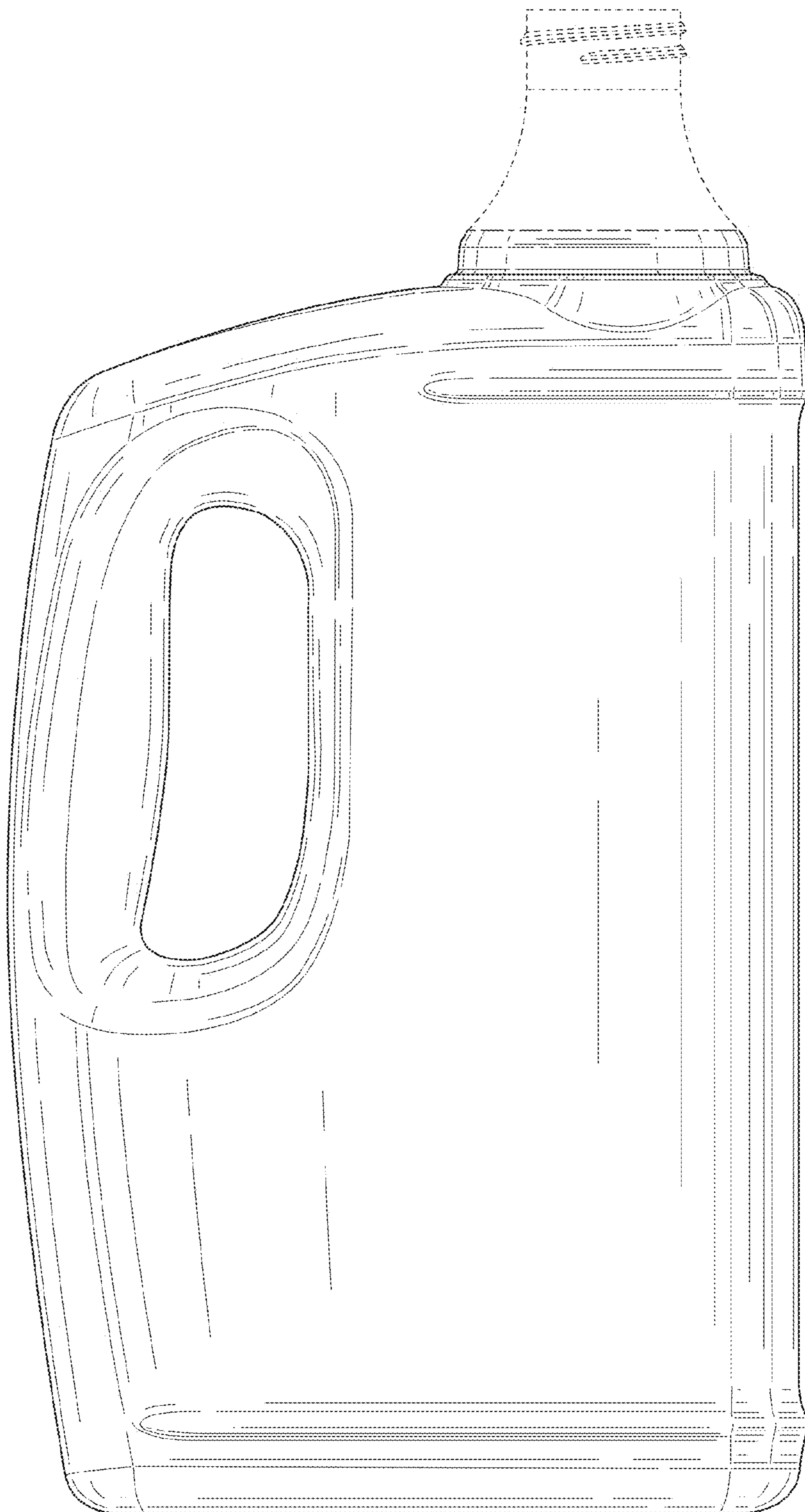


FIG. 3

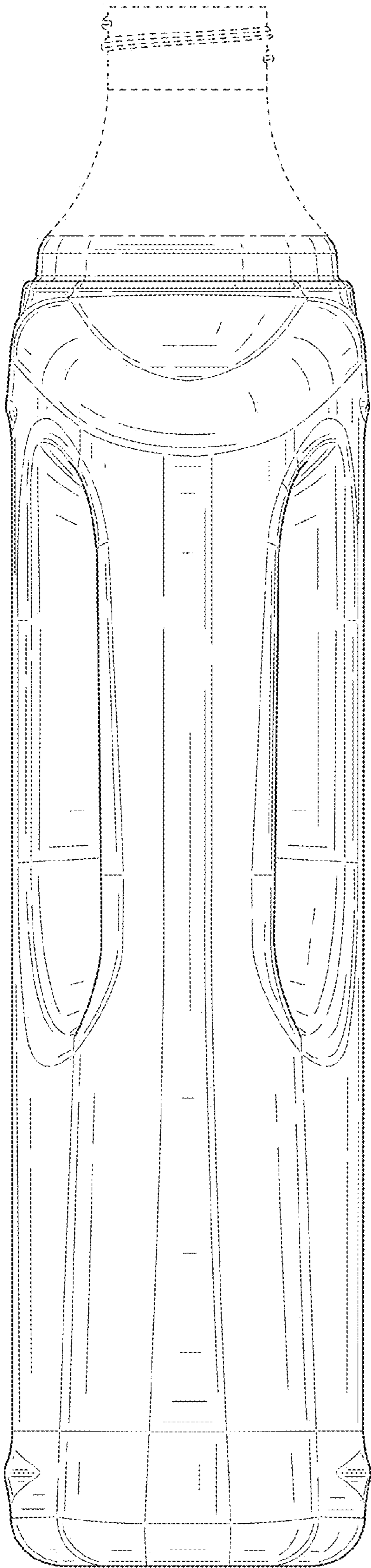


FIG. 4




FIG. 5

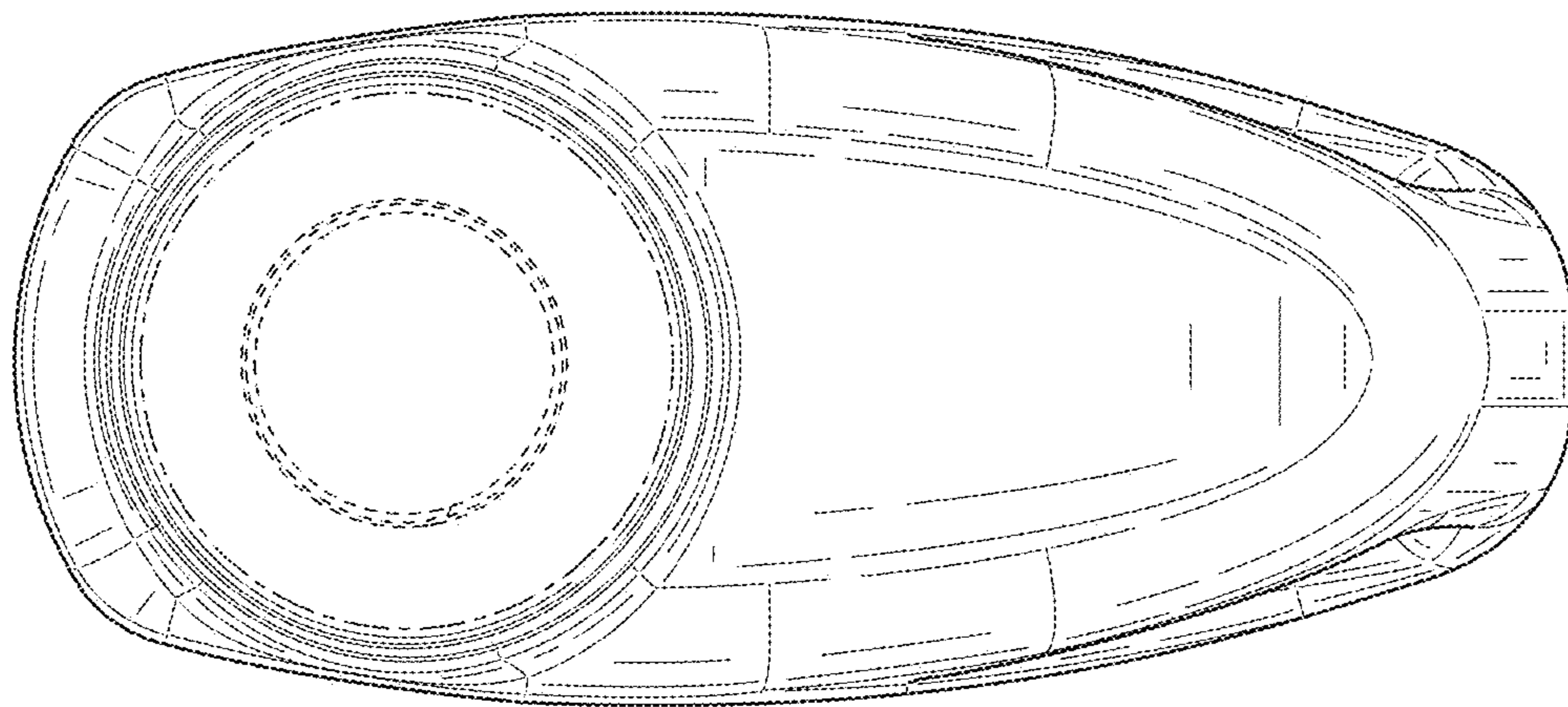


FIG. 6