



US00D891256S

(12) **United States Design Patent**  
**Gerhards et al.**

(10) **Patent No.:** **US D891,256 S**  
(45) **Date of Patent:** **\*\* Jul. 28, 2020**

(54) **CONTAINER**

(71) Applicants: **Henkel IP & Holding GmbH**,  
Duesseldorf (DE); **Henkel AG & Co.**  
**KGaA**, Duesseldorf (DE)

(72) Inventors: **Katja Gerhards**, Duesseldorf (DE);  
**Daniel P. Sterling**, Fairfield, CT (US)

(73) Assignees: **Henkel IP & Holding GmbH** (DE);  
**Henkel AG & Co. KGaA** (DE)

(\*\*) Term: **15 Years**

(21) Appl. No.: **29/653,027**

(22) Filed: **Jun. 12, 2018**

(51) **LOC (12) Cl.** ..... **09-01**

(52) **U.S. Cl.**  
USPC ..... **D9/528; D9/575**

(58) **Field of Classification Search**  
USPC ..... D9/516, 522, 543–546, 549, 550, 552,  
D9/575, 715, 719, 527, 528, 530, 531;  
D28/91.1; D3/202; D7/300, 598  
CPC ..... B65D 2501/0081; B65D 1/02; B65D  
1/0223; B65D 1/40  
See application file for complete search history.

(56) **References Cited**

**U.S. PATENT DOCUMENTS**

D368,660 S *	4/1996	Terwilleger	.....	D9/522
D372,429 S *	8/1996	Slezak	.....	D9/528
D539,151 S *	3/2007	Brauner	.....	D9/528
D539,152 S *	3/2007	Brauner	.....	D9/528
D545,202 S *	6/2007	Bates	.....	D9/528

D547,192 S *	7/2007	Meeker	.....	D9/528
D562,141 S *	2/2008	Bates	.....	D9/528
D660,165 S *	5/2012	Fuller	.....	D9/528
D666,499 S *	9/2012	Fuller	.....	D9/528
D687,305 S *	8/2013	Juna	.....	D9/528
D784,819 S *	4/2017	Meier	.....	D9/528
D787,941 S *	5/2017	Bos	.....	D9/528
D787,942 S *	5/2017	Bos	.....	D9/528
D794,462 S *	8/2017	Gerhards	.....	D9/527
D799,324 S *	10/2017	Meier	.....	D9/528
D799,326 S *	10/2017	Meier	.....	D9/528
D799,327 S *	10/2017	Meier	.....	D9/528
D818,366 S *	5/2018	Gerhards	.....	D9/528

\* cited by examiner

*Primary Examiner* — Shannon W Morgan

*Assistant Examiner* — Keith Frank

(74) *Attorney, Agent, or Firm* — Bojuan Deng

(57) **CLAIM**

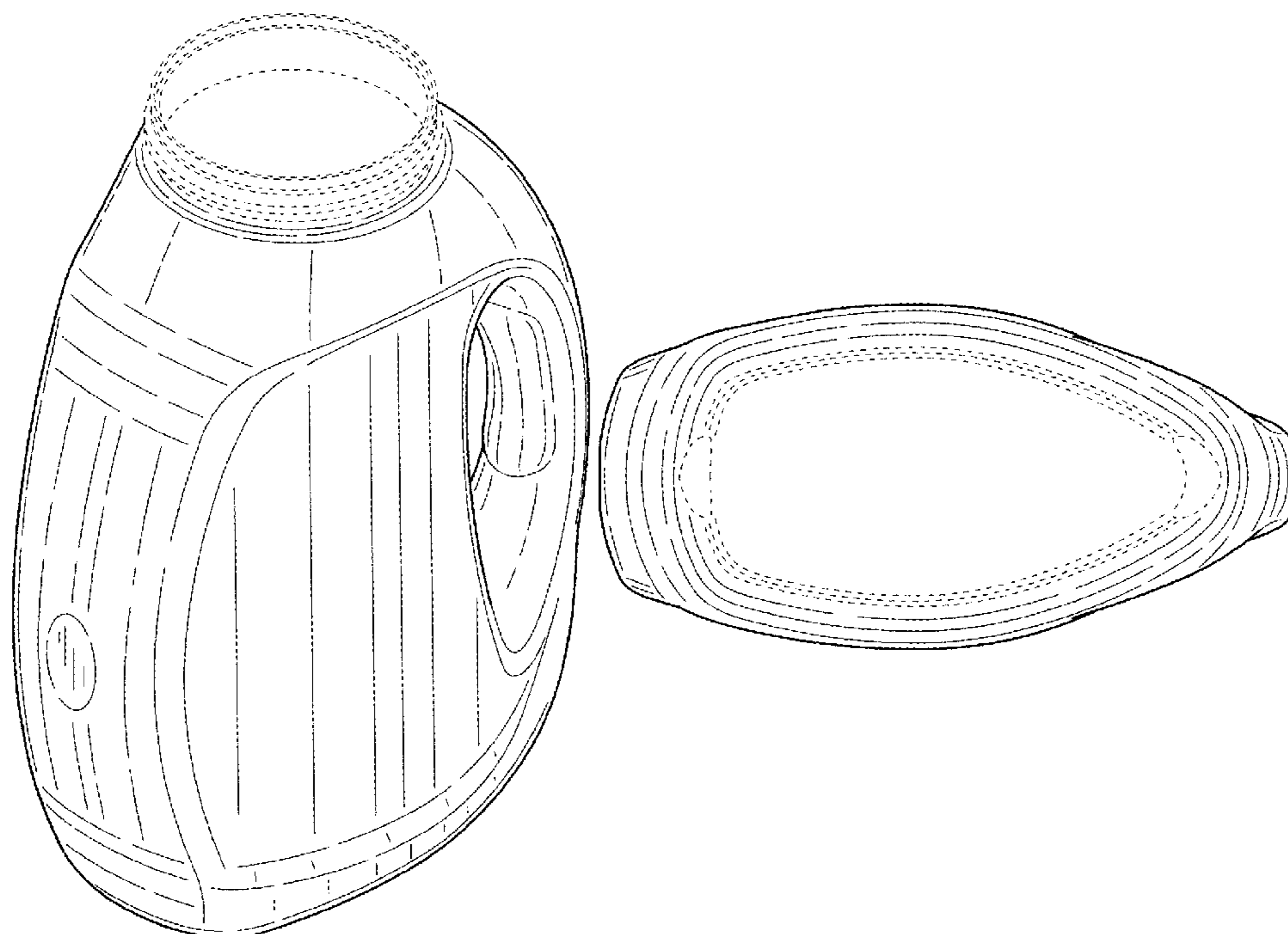
The ornamental design for a container, as shown and described.

**DESCRIPTION**

FIG. 1 is a perspective view of a container embodying the new design;  
FIG. 2 is a front side elevation view thereof;  
FIG. 3 is a rear side elevation view thereof;  
FIG. 4 is a right side elevation view thereof;  
FIG. 5 is a left side elevation view thereof;  
FIG. 6 is a top plan view thereof; and,  
FIG. 7 is a bottom plan view thereof.

The broken lines in the drawings showing the container illustrate the portions of the container that form no part of the claimed design.

**1 Claim, 6 Drawing Sheets**



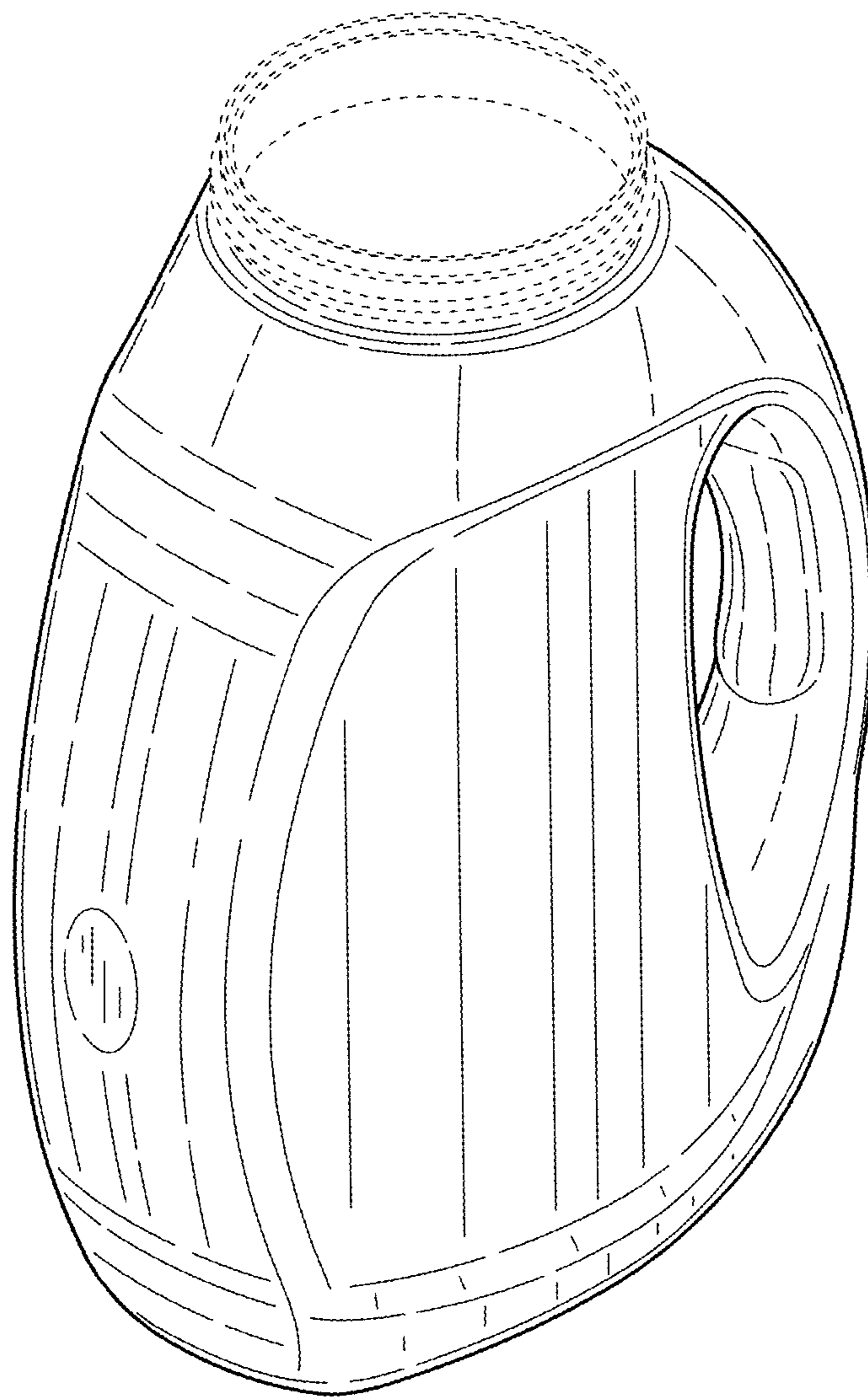


FIG. 1

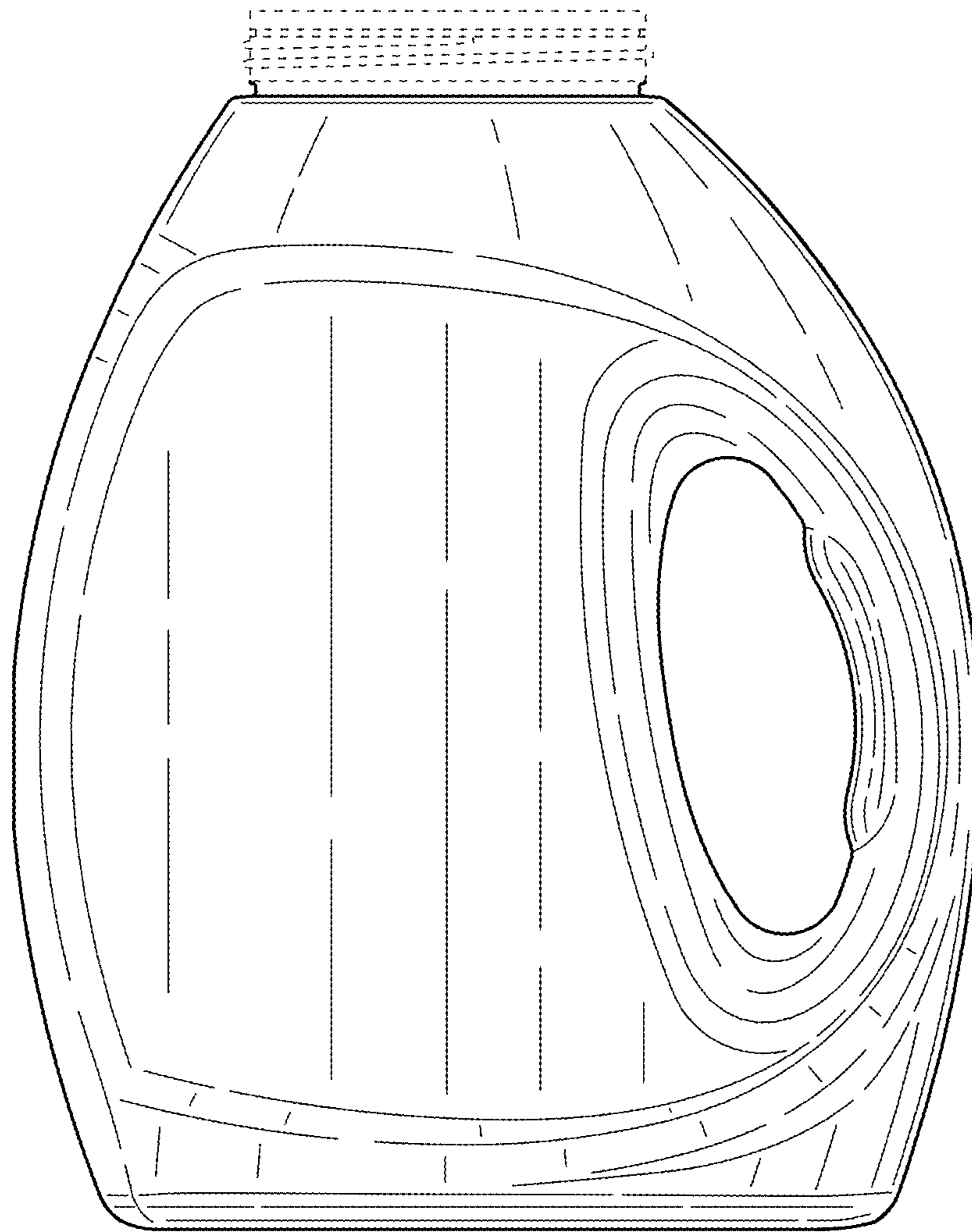


FIG. 2

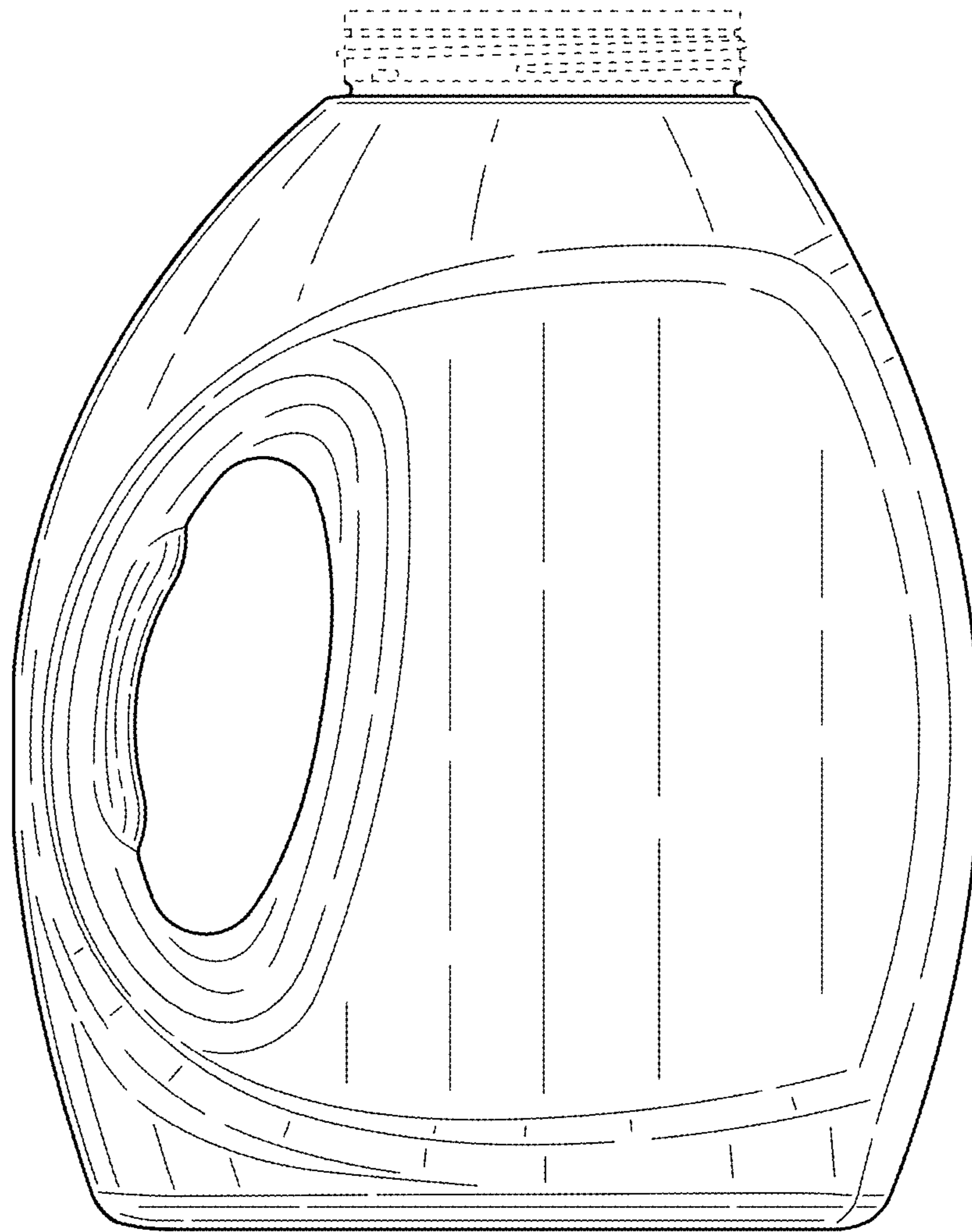


FIG.3

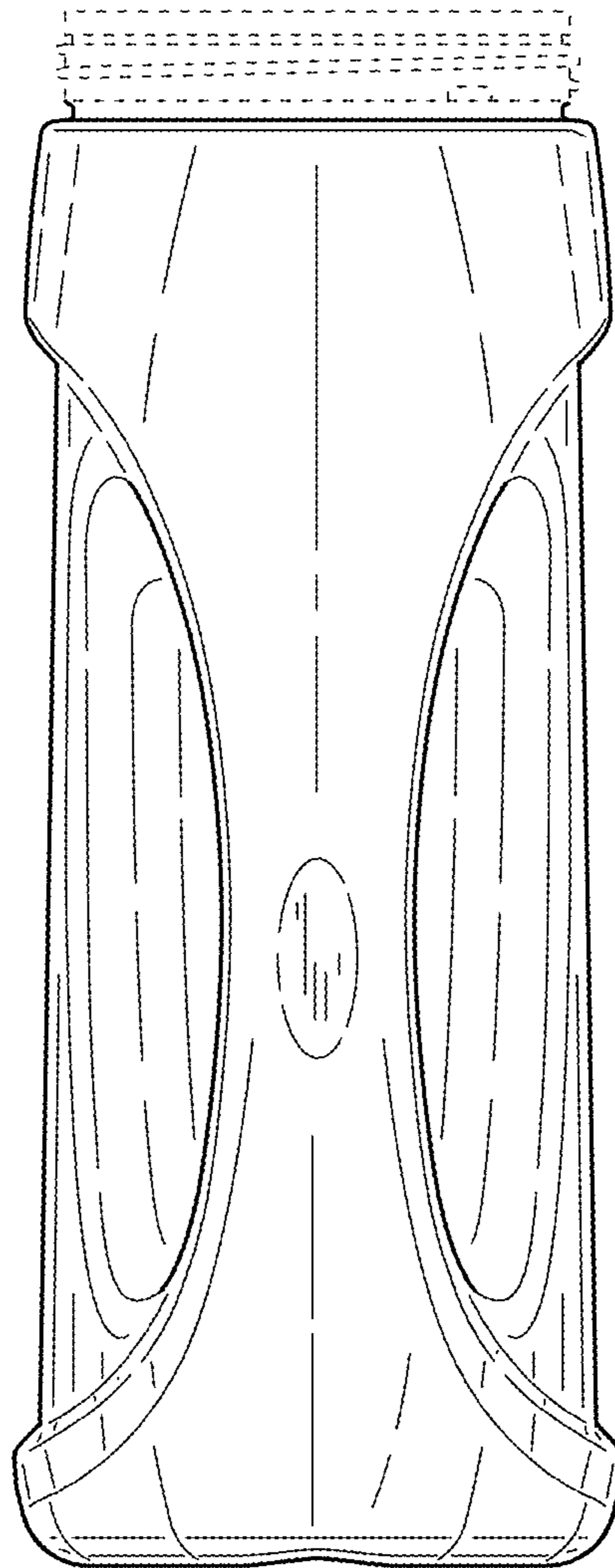


FIG.4

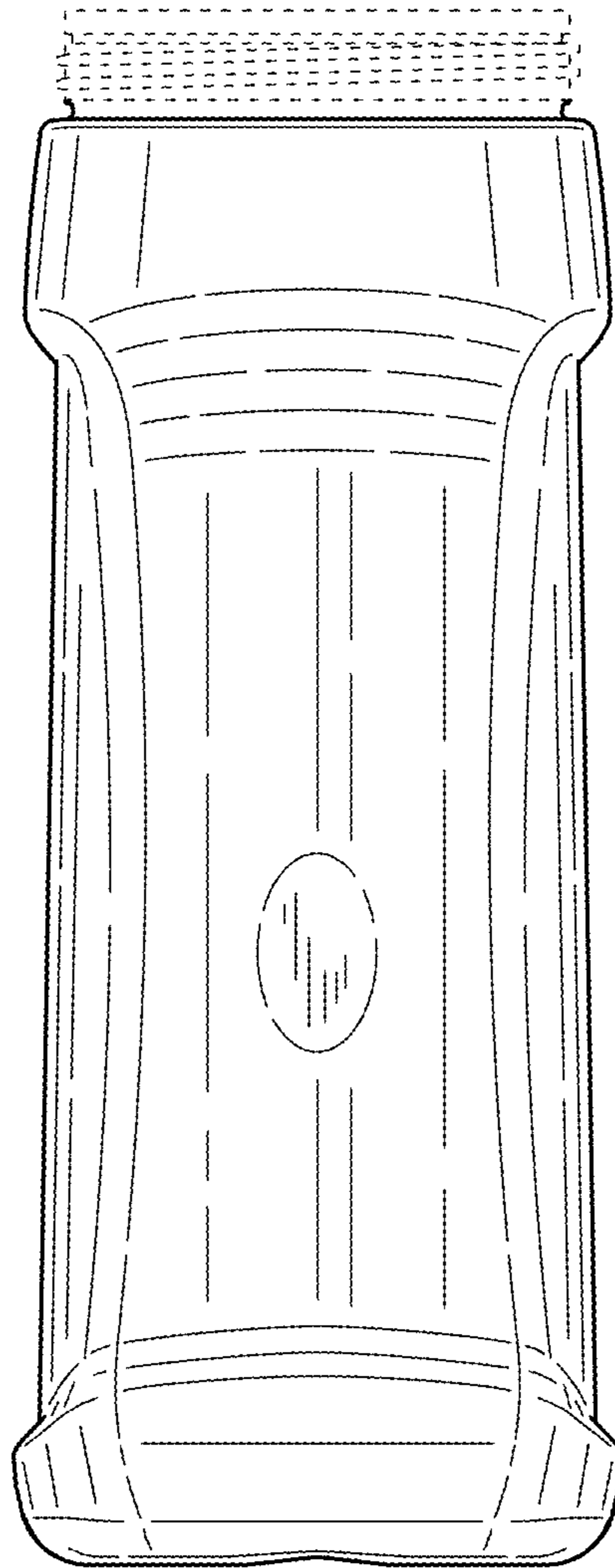


FIG.5

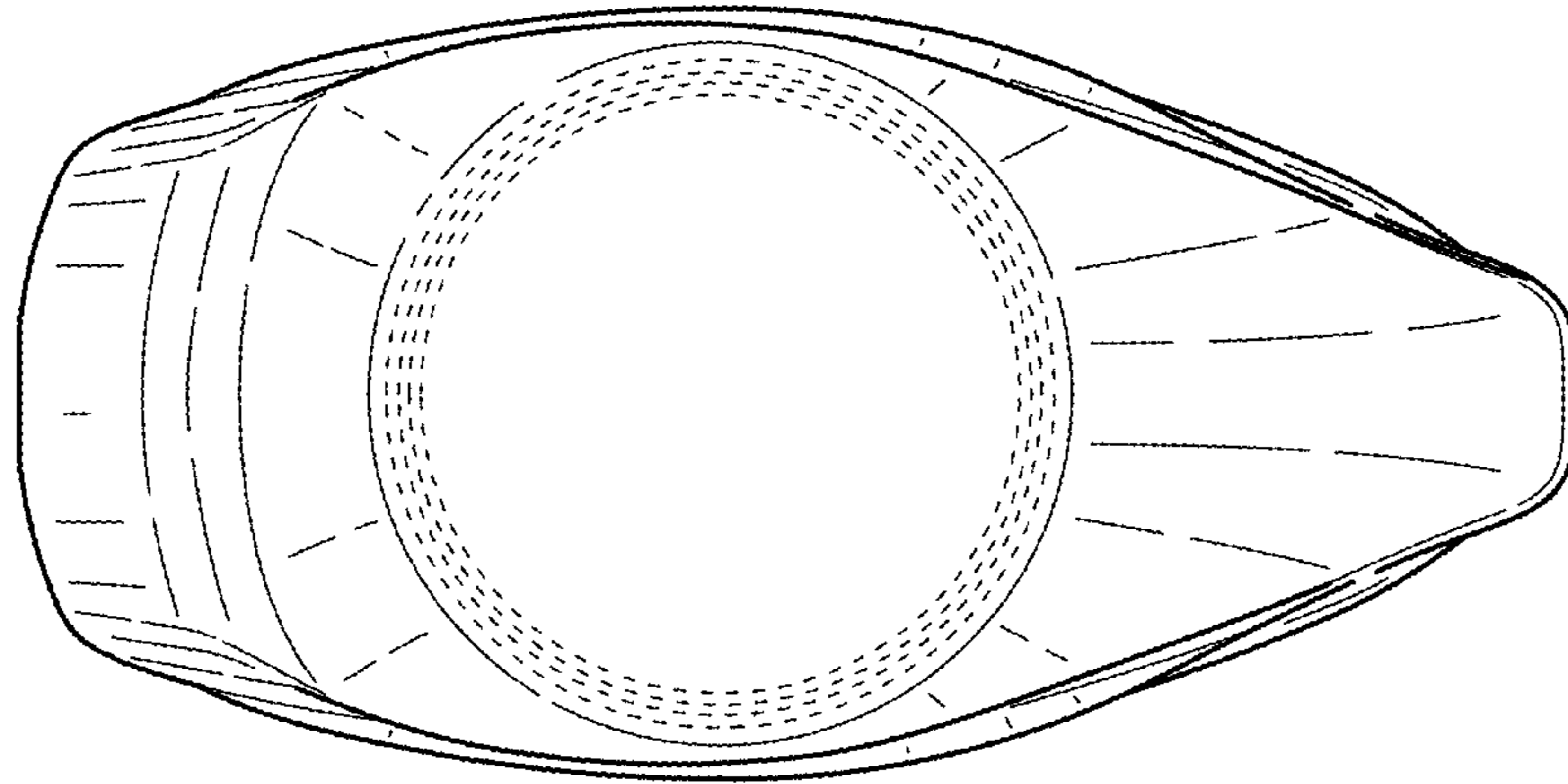


FIG. 6

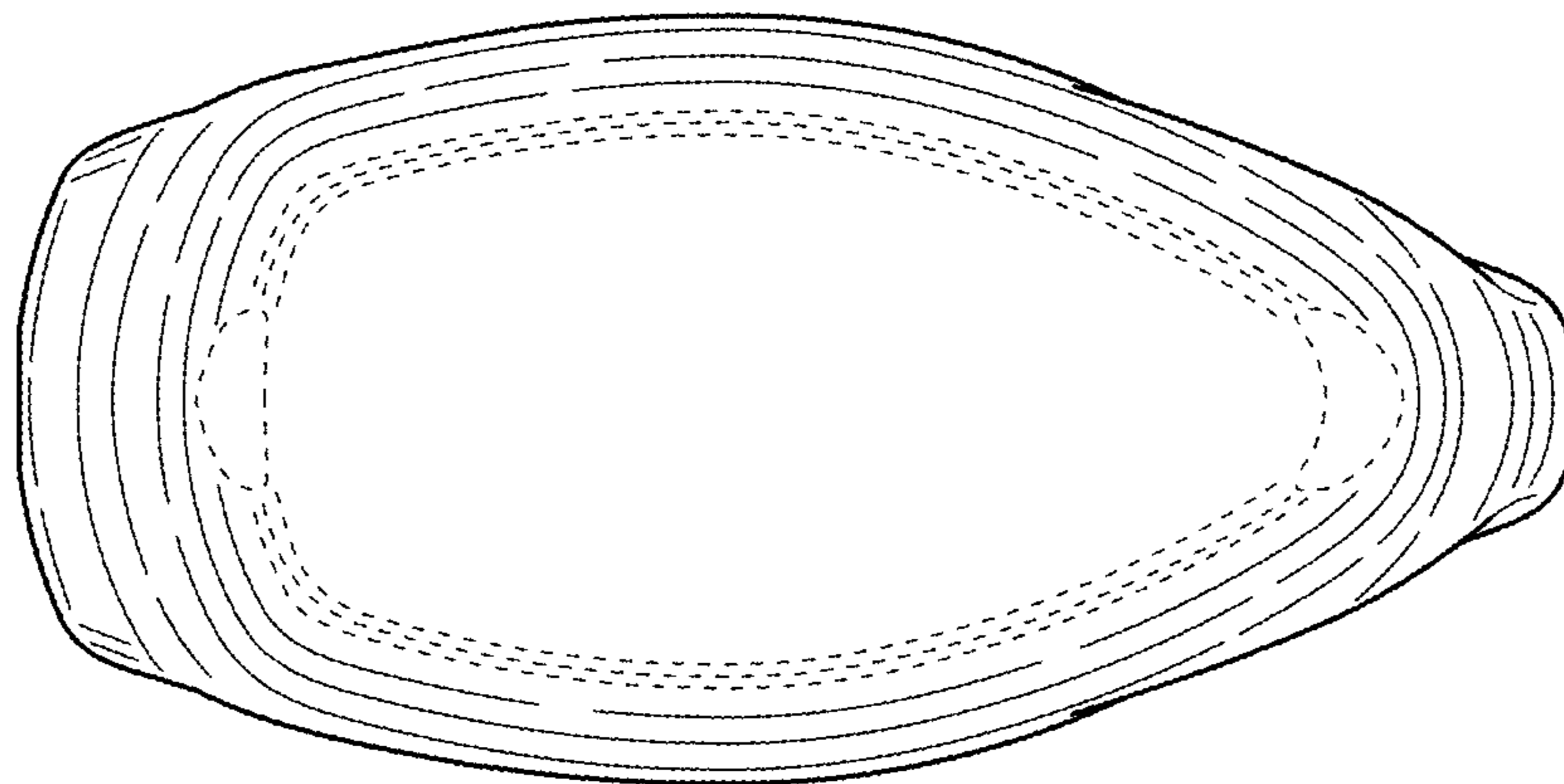


FIG. 7