



US00D891244S

(12) **United States Design Patent** (10) **Patent No.:** **US D891,244 S**
Tempel et al. (45) **Date of Patent:** **** Jul. 28, 2020**

(54) **CONTAINER**

(71) Applicant: **Wells Enterprises, Inc.**, Le Mars, IA (US)

(72) Inventors: **Seth Tempel**, Evansville, IN (US);
Darin Koestring, Evansville, IN (US)

(73) Assignee: **Wells Enterprises, Inc.**, Le Mars, IA (US)

(**) Term: **15 Years**

(21) Appl. No.: **29/684,362**

(22) Filed: **Mar. 20, 2019**

Related U.S. Application Data

(63) Continuation of application No. 29/611,081, filed on Jul. 18, 2017, now Pat. No. Des. 848,256.

(51) **LOC (12) Cl.** **09-03**

(52) **U.S. Cl.**
USPC **D9/425**

(58) **Field of Classification Search**
USPC D7/538-542, 602, 608, 629; D9/414, D9/420, 424-426, 429, 432, 761; 206/501-509; 220/781, 791, 793, 220/811-813, 835, 839
CPC B65D 1/24; B65D 25/04; B65D 43/03; B65D 43/16; B65D 43/0212
See application file for complete search history.

(56) **References Cited**

U.S. PATENT DOCUMENTS

D396,172 S	7/1998	Nask et al.	
D405,014 S	2/1999	Nask et al.	
D416,797 S	11/1999	Rabe et al.	
D419,829 S *	2/2000	Wilson	D7/629
D475,620 S *	6/2003	Chen	D9/425
D514,389 S *	2/2006	Luna	D7/602

D514,931 S	2/2006	Snedden et al.	
D518,958 S *	4/2006	Yourist	D3/302
D528,412 S	9/2006	Snedden et al.	
D544,755 S *	6/2007	Diesman	D7/602
D568,693 S	5/2008	Furlong	
D624,817 S	10/2010	Fisher et al.	
D630,901 S *	1/2011	Samartgis	D7/602
D656,815 S	4/2012	Fisher et al.	
D672,615 S	12/2012	Stamper et al.	
D673,009 S	12/2012	Stamper et al.	
D702,509 S	4/2014	Segal	
D739,723 S	9/2015	Dorfman et al.	
D741,706 S	10/2015	Astorga et al.	
9,340,334 B2 *	5/2016	DeSiena	B65D 45/16
D771,431 S *	11/2016	Affatato	D7/354
2011/0272318 A1	11/2011	Gallop et al.	

* cited by examiner

Primary Examiner — Janice Patyk

(74) *Attorney, Agent, or Firm* — Neal, Gerber & Eisenberg LLP

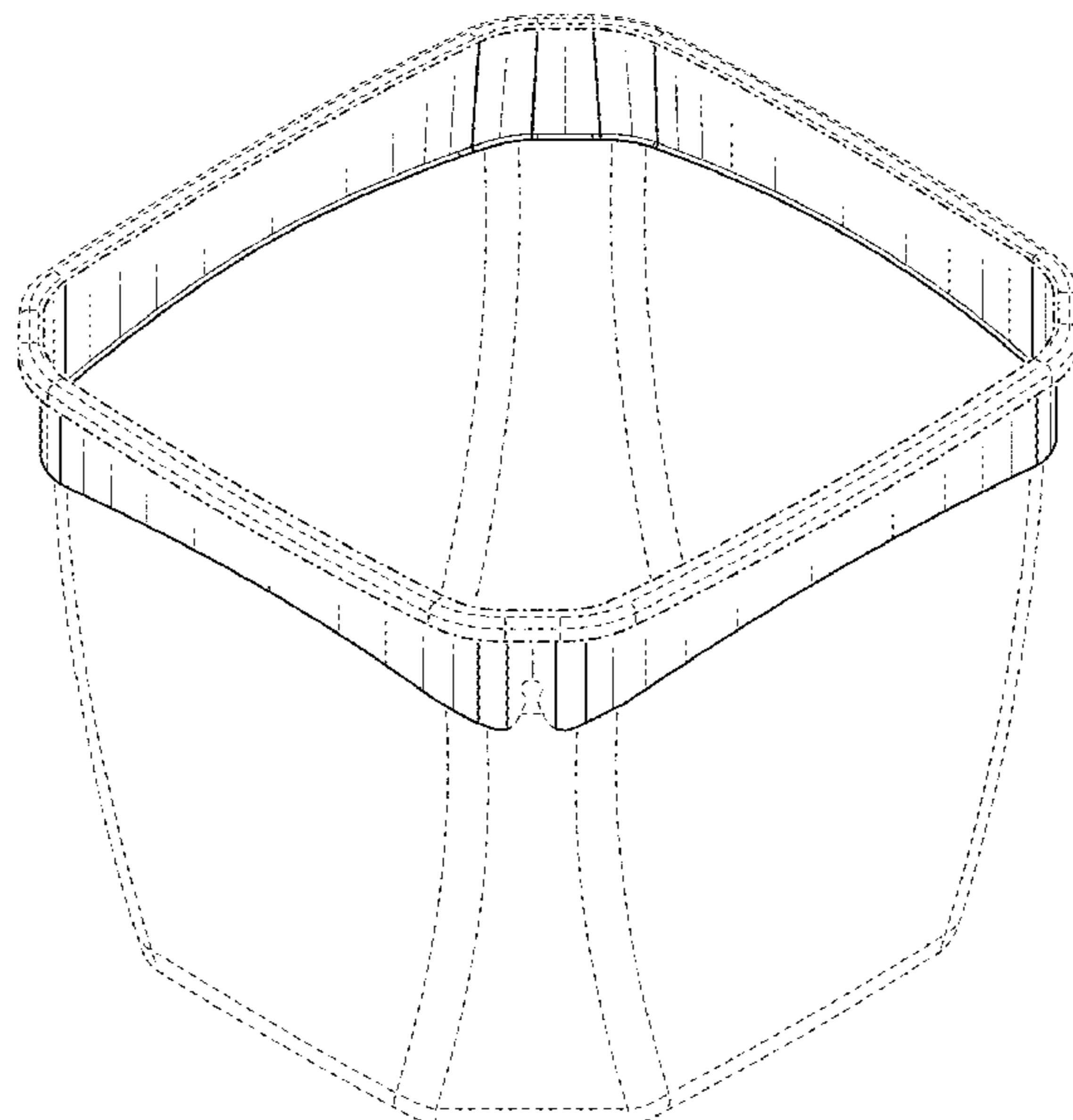
(57) **CLAIM**

The ornamental design for a container, as shown and described.

DESCRIPTION

FIG. 1 is top perspective view of a container, showing our new design;
FIG. 2 is a side view thereof, and the opposite side view being a mirror image thereof;
FIG. 3 is a front view thereof, and the rear view being a mirror image thereof; and,
FIG. 4 is a bottom view thereof.
The broken lines in the figures illustrate the portions of the design that form no part of the claimed design. The dot-dash broken lines immediately adjacent to the claimed areas in the views represent the boundaries of the design and form no part thereof. None of the broken lines form any part of the claimed design.

1 Claim, 4 Drawing Sheets



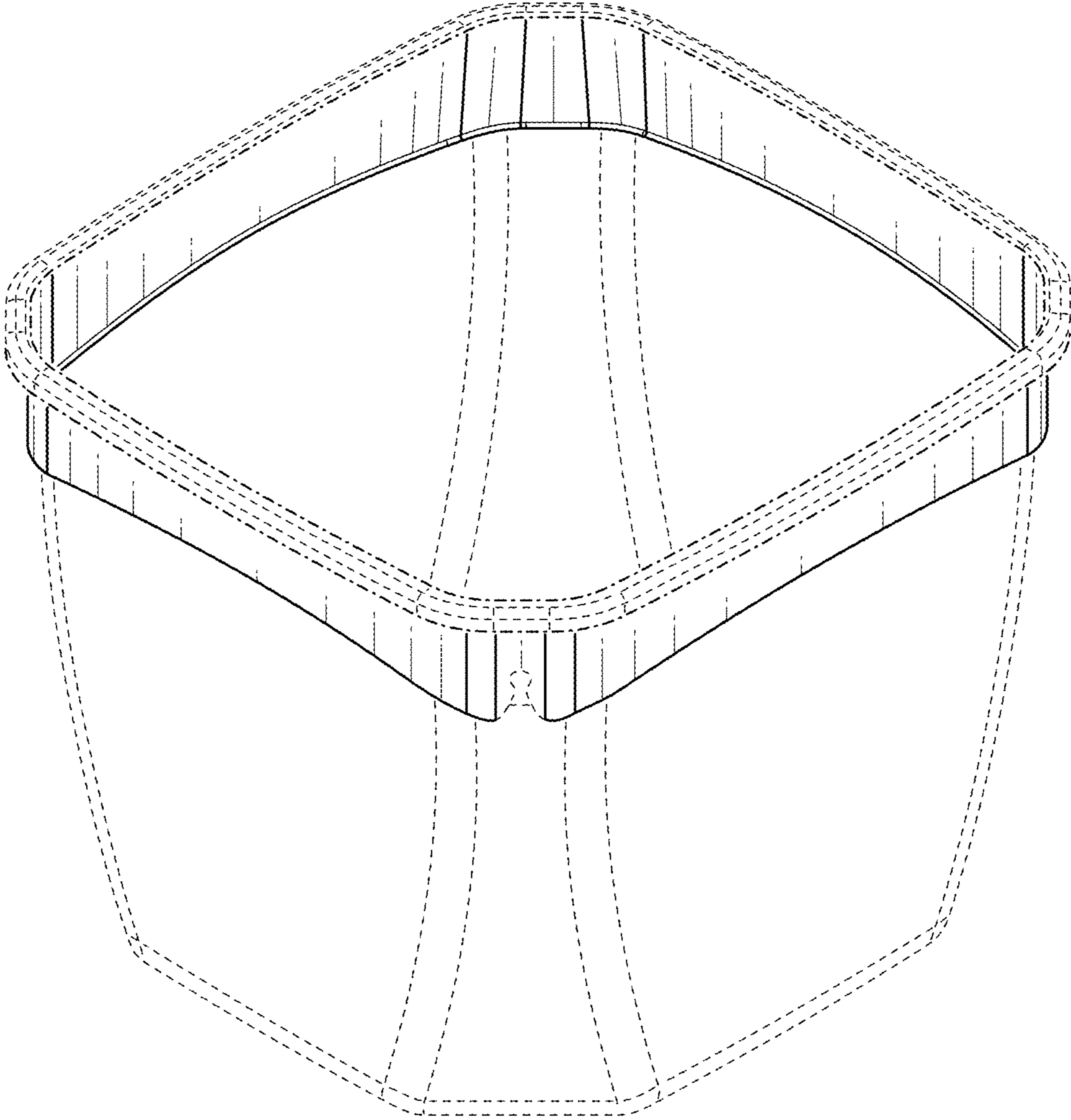


FIG. 1

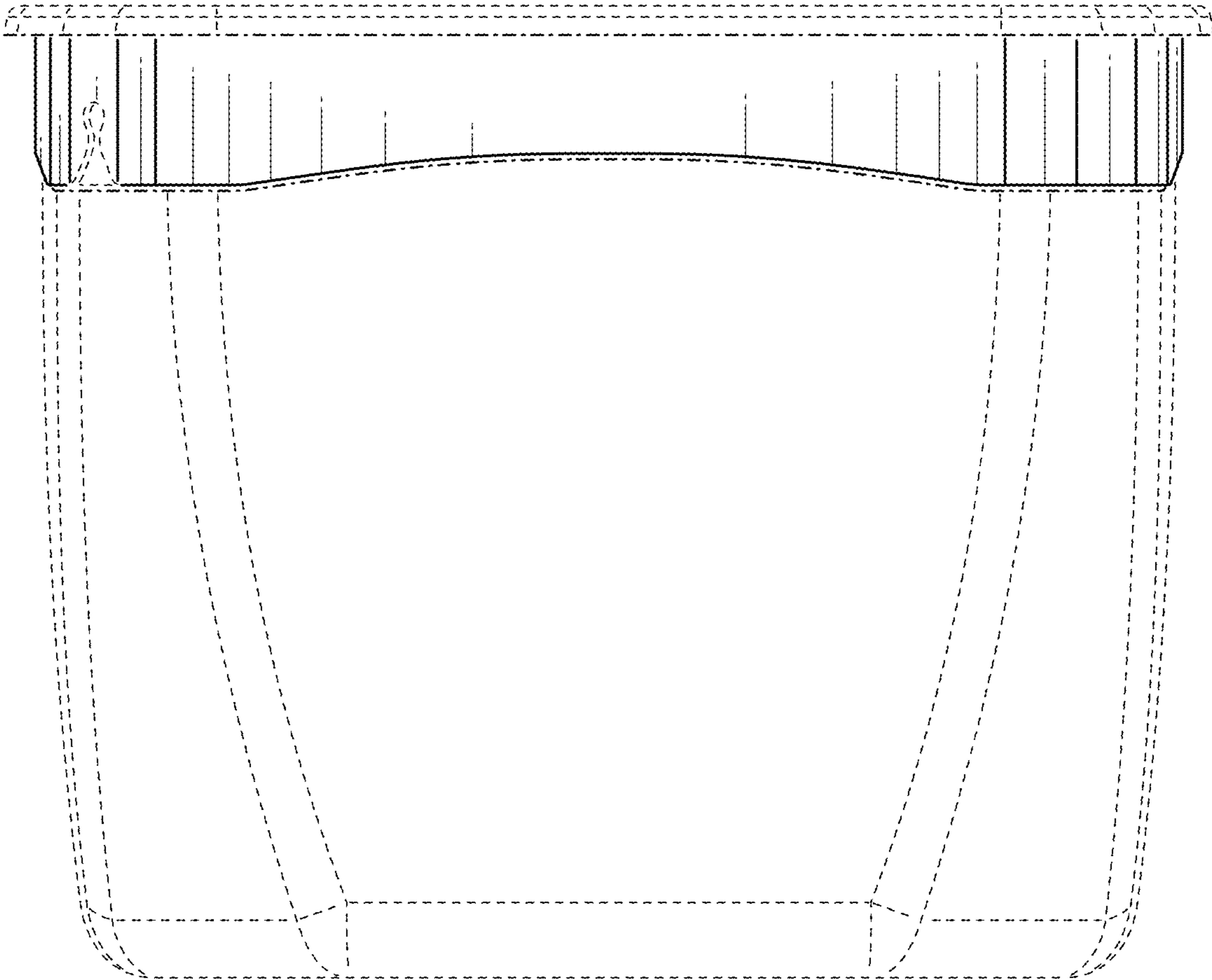


FIG. 2

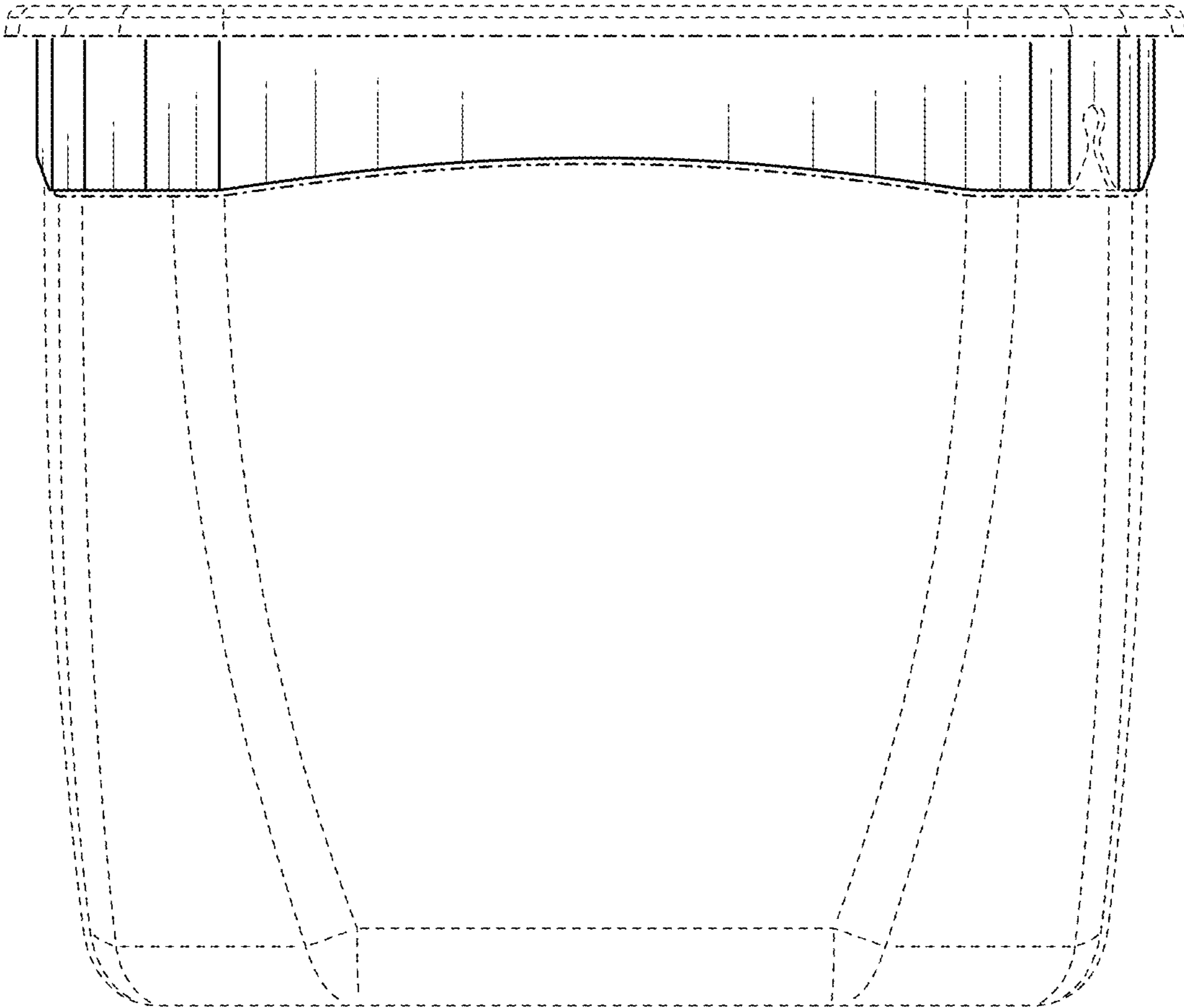


FIG. 3

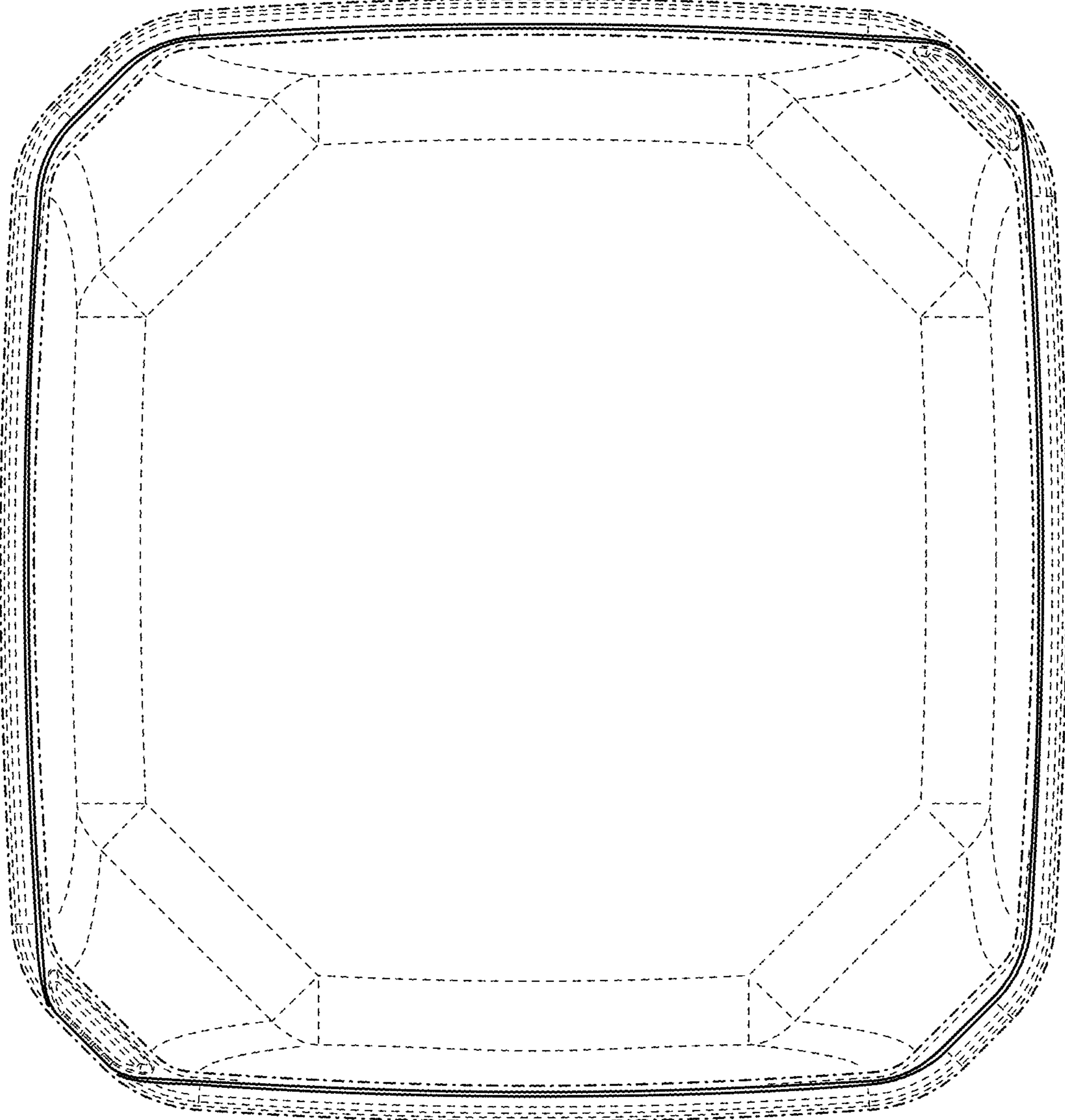


FIG. 4