



US00D891200S

(12) **United States Design Patent** (10) **Patent No.:** **US D891,200 S**
Moskovic et al. (45) **Date of Patent:** **** Jul. 28, 2020**

(54) **UTENSIL REST**
(71) Applicants: **Alexander Moskovic**, Vernon Hills, IL (US); **Joanne Moskovic**, Vernon Hills, IL (US)
(72) Inventors: **Alexander Moskovic**, Vernon Hills, IL (US); **Joanne Moskovic**, Vernon Hills, IL (US)

3,695,495 A 10/1972 Parsons
4,305,629 A * 12/1981 Friis A47G 21/14
312/204
4,366,998 A 1/1983 Kaiser
D333,238 S * 2/1993 Stead D7/637
D340,606 S * 10/1993 Hubbard D6/567
5,332,106 A 7/1994 Schlotte et al.

(Continued)

FOREIGN PATENT DOCUMENTS

JP 2003341282 A 12/2003
JP 2018057777 A 4/2018

(**) Term: **15 Years**
(21) Appl. No.: **29/669,520**
(22) Filed: **Nov. 8, 2018**

OTHER PUBLICATIONS

Hepburn, Joel; Forklift; <https://otfforklift.com>, last retrieved Jul. 2, 2019, Exhibit B.

Related U.S. Application Data

(63) Continuation-in-part of application No. 16/184,120, filed on Nov. 8, 2018, now abandoned.
(51) **LOC (12) Cl.** **07-07**
(52) **U.S. Cl.**
USPC **D7/637**
(58) **Field of Classification Search**
USPC D3/306; D6/566-574; D7/631, D7/637-641; 211/41.4, 70.7, 85.31, 211/90.03, 106, 126.8, 126.9, 133.2, 211/133.5; 220/485-488, 491; 248/37.3, 248/37.6, 153, 175
CPC . A47B 88/00; A47B 88/20; A47F 7/00; A47F 7/14; A47G 21/00; A47G 21/16; B65D 1/34; B65D 1/36; B65D 21/046; B65D 21/048; G09F 1/14
See application file for complete search history.

Primary Examiner — Janice Patyk
(74) *Attorney, Agent, or Firm* — Brie A. Crawford; Crawford Intellectual Property Law LLC

(57) **CLAIM**

The ornamental design for a utensil rest, as shown and described.

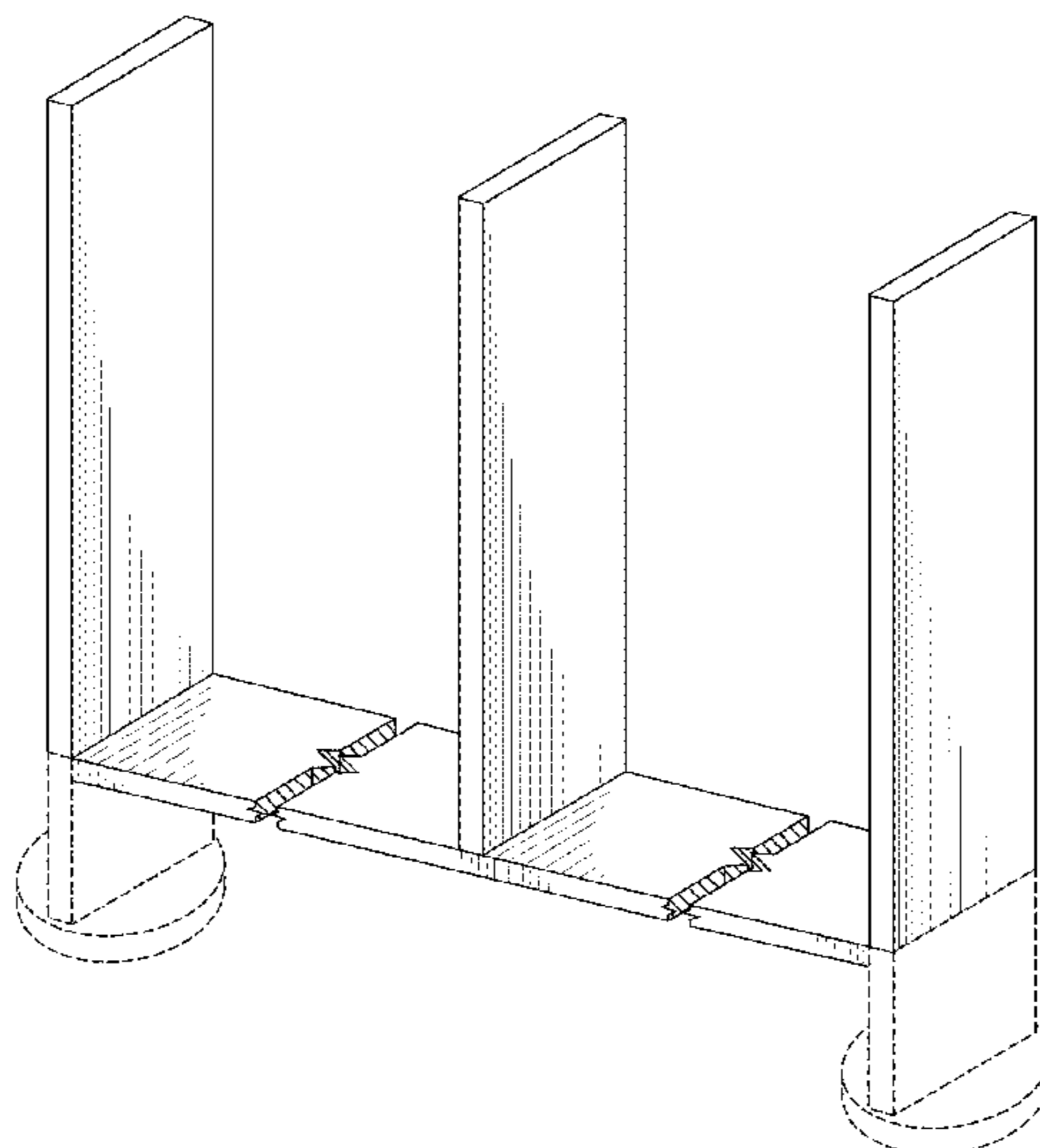
DESCRIPTION

FIG. 1 is a front perspective view of a utensil rest, showing our new design;
FIG. 2 is a front elevational view thereof;
FIG. 3 is a rear elevational view thereof;
FIG. 4 is a left side elevational view thereof;
FIG. 5 is a right side elevational view thereof;
FIG. 6 is a top plan view thereof; and,
FIG. 7 is a bottom plan view thereof.
The utensil rest has been shown with symbolic breaks. The appearance of any portion of the article between the break lines forms no part of the claimed design.
The broken lines in the figures illustrate the portions of the design that form no part of the claimed design.

(56) **References Cited**
U.S. PATENT DOCUMENTS

1,452,418 A 4/1923 Cunneen
1,886,075 A 11/1932 Zorsch
2,651,927 A 9/1953 Mullins
D178,312 S * 7/1956 Schladermundt D6/683.1
2,845,323 A 7/1958 Seibert, Jr.
3,685,667 A 8/1972 Bell

1 Claim, 5 Drawing Sheets



(56)

References Cited

U.S. PATENT DOCUMENTS

D355,554 S * 2/1995 Phelps D6/567
5,472,101 A 12/1995 Ahrens
D366,814 S * 2/1996 Stroecker D7/641
D367,405 S 2/1996 Bridger
D433,251 S * 11/2000 Blazeovich D6/629
D476,514 S * 7/2003 Chesser D6/707
D485,712 S * 1/2004 Bidwell D6/705.1
D494,394 S * 8/2004 Leong-Son D6/706
6,994,304 B2 2/2006 Han Kim et al.
7,254,888 B2 * 8/2007 Chu F28F 3/02
165/80.3
7,391,614 B2 * 6/2008 Artman H01L 23/367
165/185
D612,216 S * 3/2010 McQuary D7/637
D642,136 S * 7/2011 Yu D13/179
8,104,588 B2 1/2012 Curlee et al.
D723,875 S 3/2015 Elattrache
D740,619 S * 10/2015 Elliott D7/637
2002/0096481 A1 7/2002 Sutliff
2009/0261049 A1 10/2009 McQuary et al.

* cited by examiner

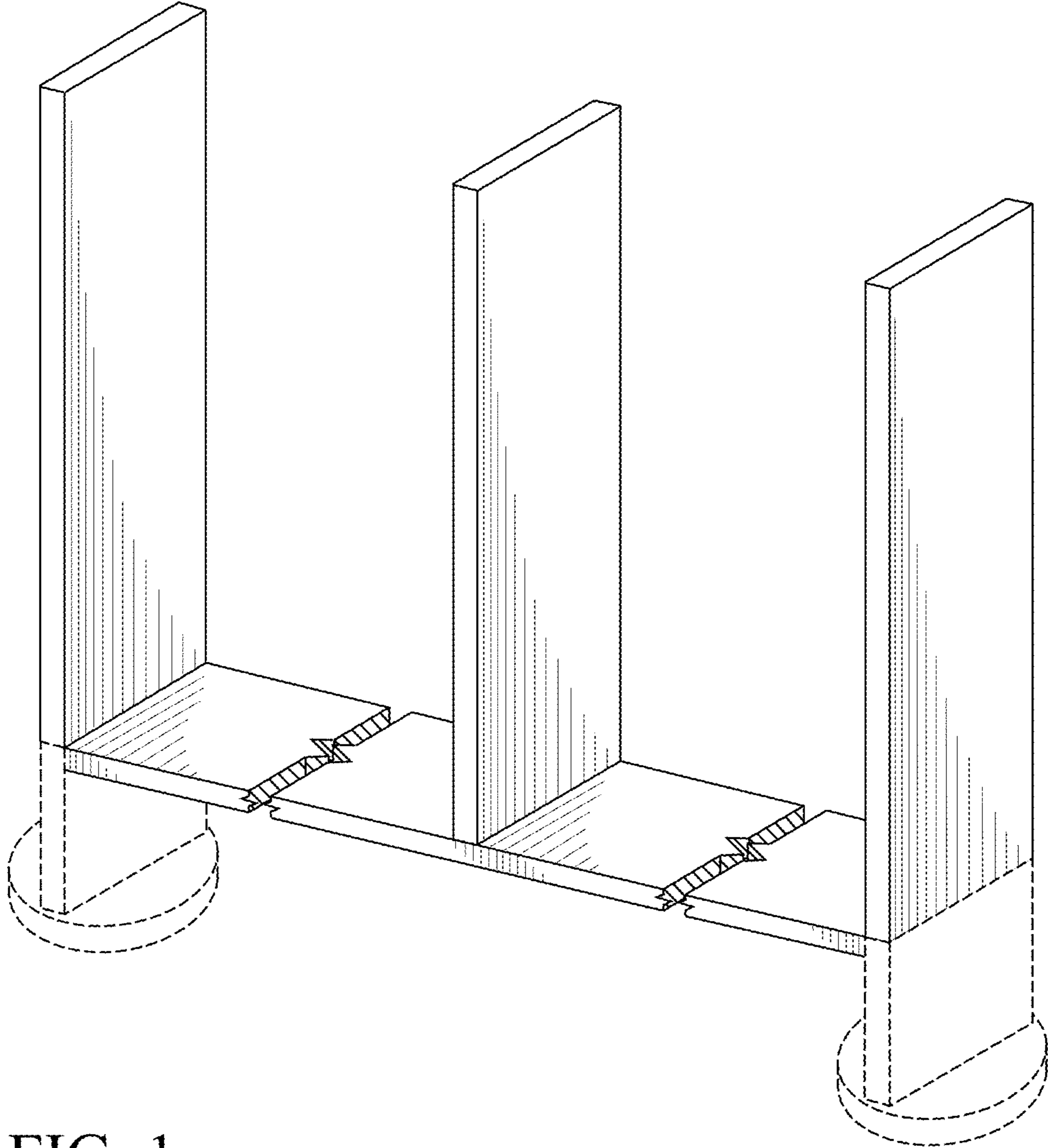


FIG. 1

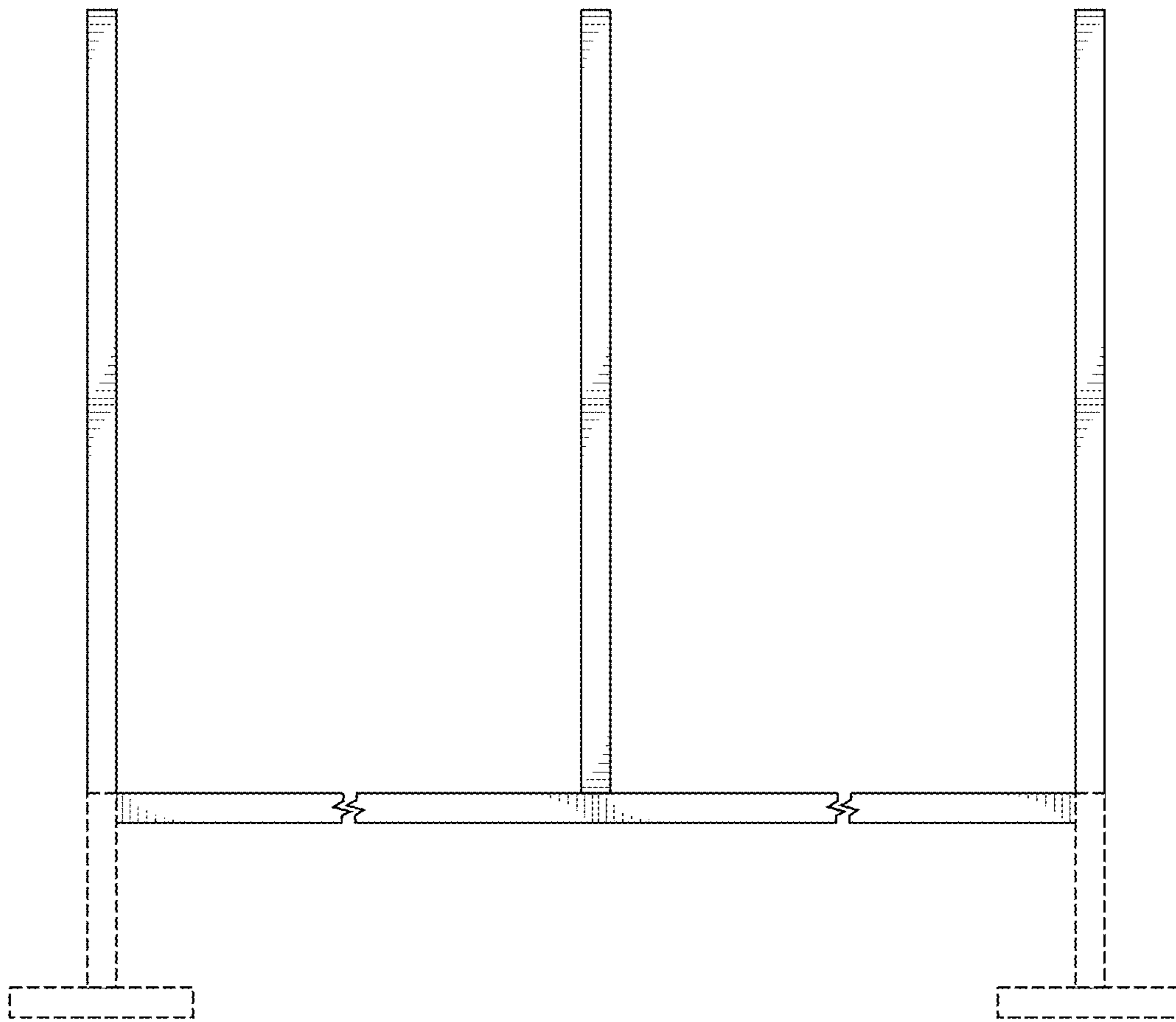


FIG. 2

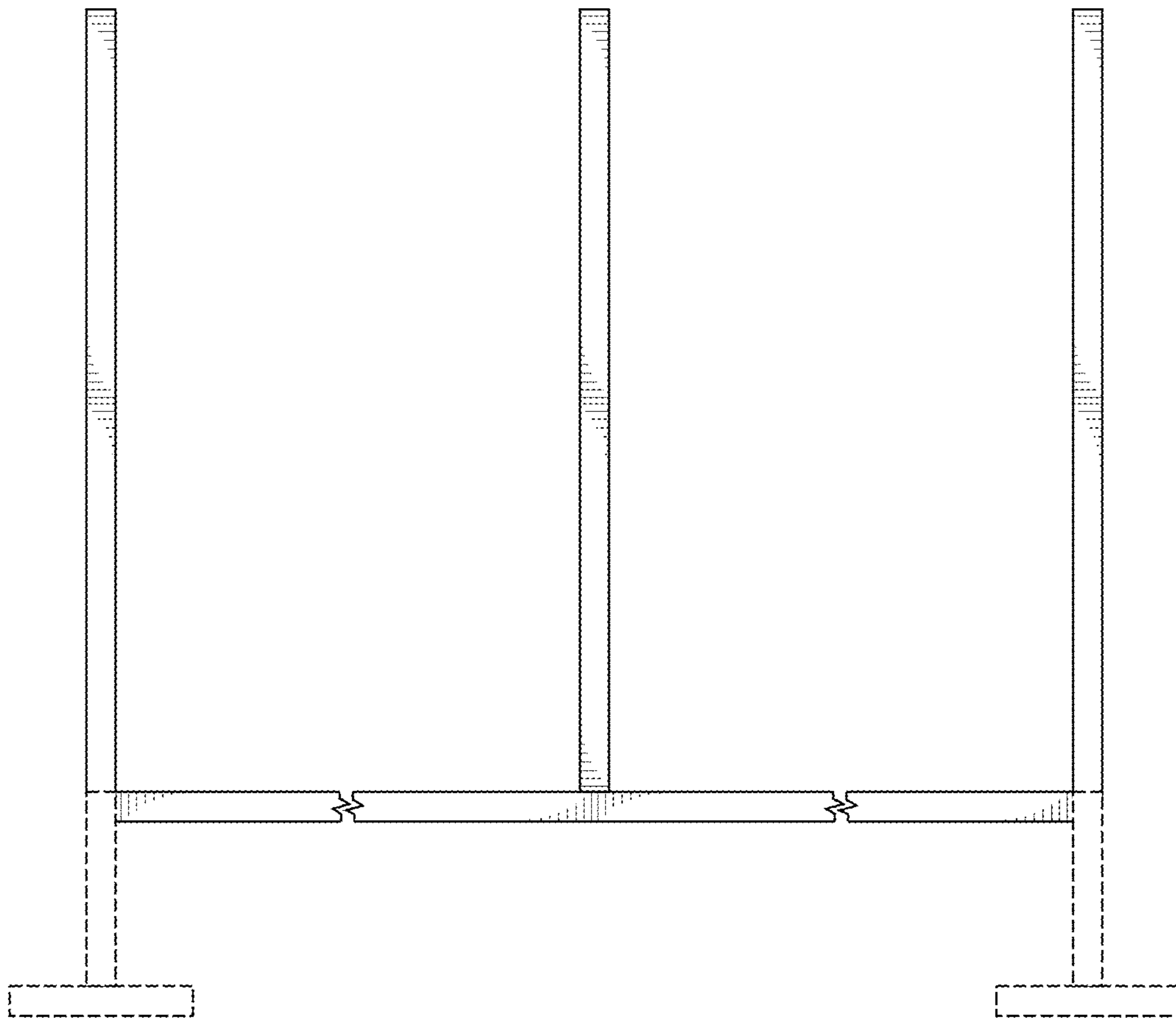


FIG. 3




FIG. 4




FIG. 5

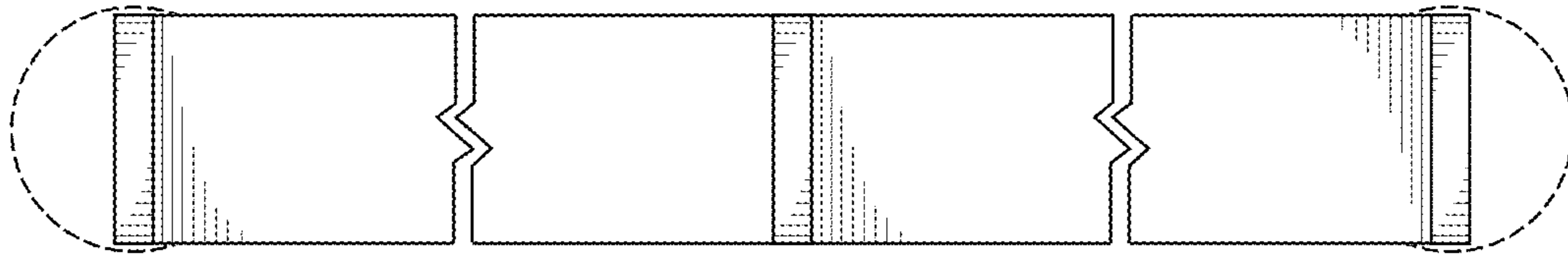


FIG. 6

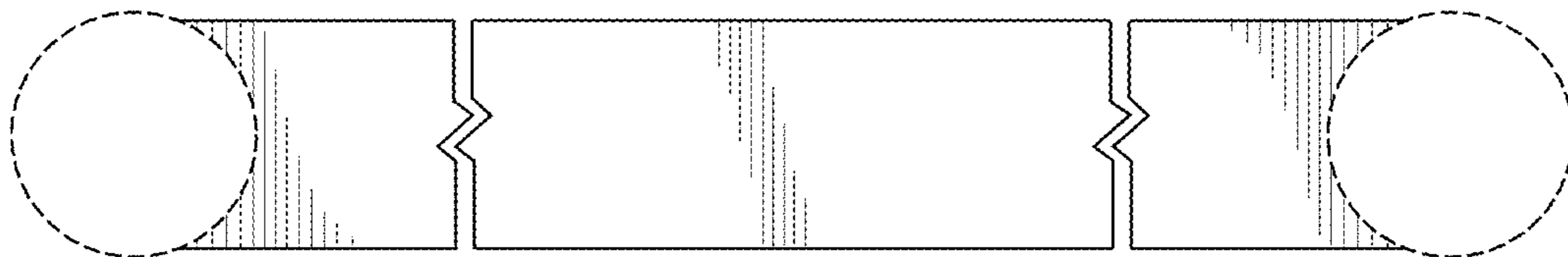


FIG. 7