



US00D891192S

(12) **United States Design Patent**  
**D'Abundo**

(10) **Patent No.:** **US D891,192 S**  
(45) **Date of Patent:** **\*\* Jul. 28, 2020**

(54) **TUB**

(71) Applicant: **Gianmanuel D'Abundo**, Berlin (DE)

(72) Inventor: **Gianmanuel D'Abundo**, Berlin (DE)

(\*\*) Term: **15 Years**

(21) Appl. No.: **29/662,322**

(22) Filed: **Sep. 5, 2018**

(30) **Foreign Application Priority Data**

Mar. 5, 2018 (EP) ..... 004740009-0008

(51) **LOC (12) Cl.** ..... **07-01**

(52) **U.S. Cl.**  
USPC ..... **D7/603; D7/605**

(58) **Field of Classification Search**  
USPC ..... D7/603-608, 612-615, 538-542  
CPC ..... A47G 19/22; A47G 19/2222; A47G  
19/2205; A47G 19/2266; A47G 19/2288;  
A47G 23/0241; A47J 41/02; B65D  
47/066; B65D 1/02; B65D 25/14; B65D  
25/02; B65D 81/3865; B65D 81/3867;  
B65D 81/3869; B65D 81/3872; B65D  
81/3816; B65D 81/3834; B65D 81/3874;  
B65D 81/3876; B65D 81/3879; B65D  
81/2881; B65D 81/3883; B65D 81/3886;  
B65D 81/3888; A45F 3/16; A45F 3/20;  
B67F 7/06; B67D 1/0004; A45C 11/20;  
F25D 3/08; F25D 3/14; F25D 2331/808;  
A01N 1/02

See application file for complete search history.

(56) **References Cited**

U.S. PATENT DOCUMENTS

6,357,253 B1 \* 3/2002 Condy ..... B65D 81/3883  
62/371  
D608,155 S \* 1/2010 Jeffries ..... D7/603  
D634,165 S \* 3/2011 Yang ..... D7/603  
D634,981 S \* 3/2011 Savarese ..... D7/603  
D651,049 S \* 12/2011 Nakagawa ..... D7/603  
2005/0078472 A1 \* 4/2005 Wiest ..... A47G 23/0241  
362/101

\* cited by examiner

*Primary Examiner* — Terry A Wallace

(74) *Attorney, Agent, or Firm* — Mark M. Friedman

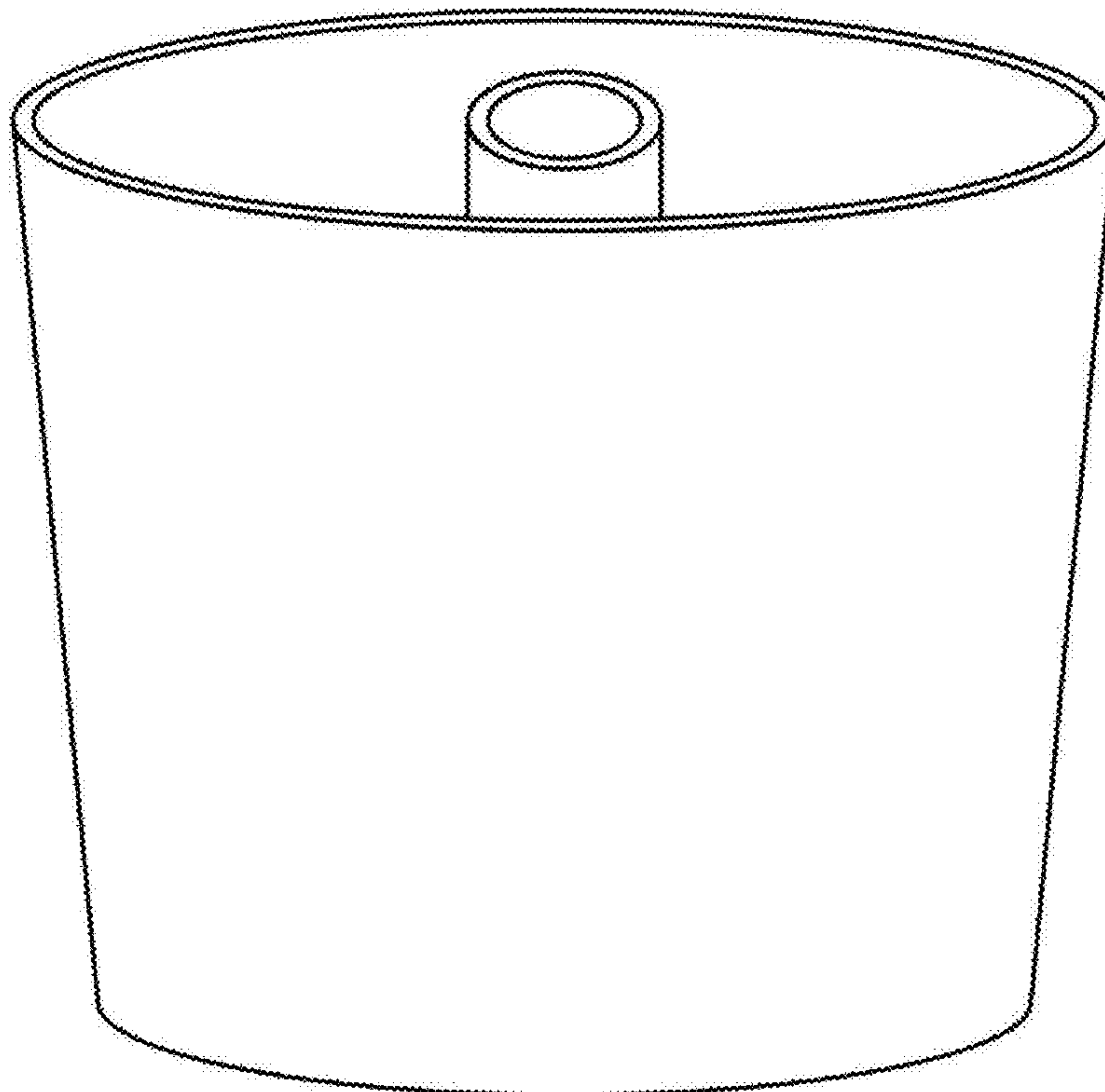
(57) **CLAIM**

The ornamental design for tub, as shown and described.

**DESCRIPTION**

FIG. 1 is a top perspective view of the tub;  
FIG. 2 is a bottom perspective view thereof;  
FIG. 3 is a right side view thereof;  
FIG. 4 is top view thereof;  
FIG. 5 is a bottom view thereof; and,  
FIG. 6 is a front perspective view thereof.  
The left side view is identical with the right side;  
The front and rear views are identical with the right side.  
Any broken line illustration is for illustrative purposes only  
and forms no part of the claimed design.

**1 Claim, 6 Drawing Sheets**



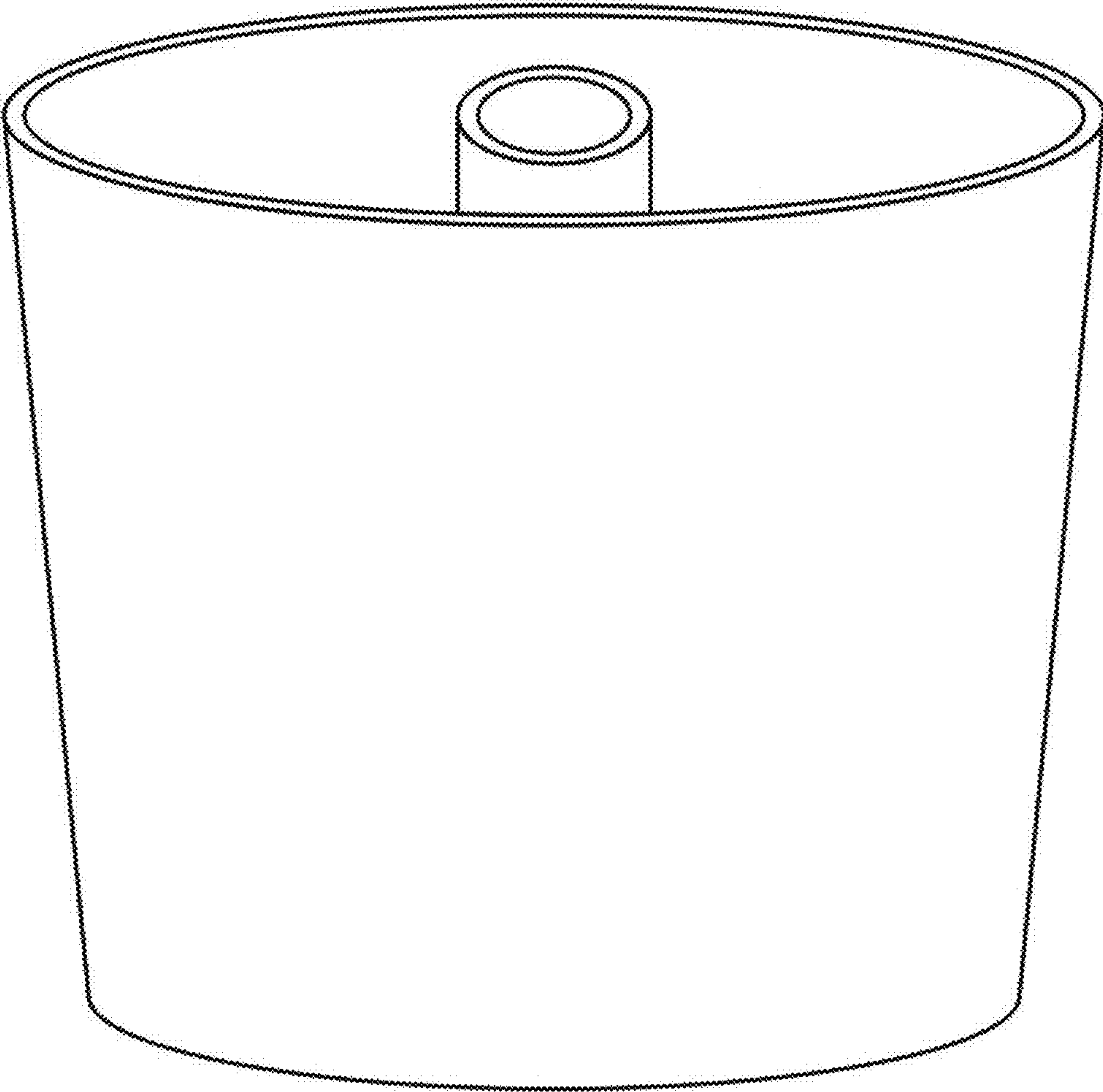


Fig. 1

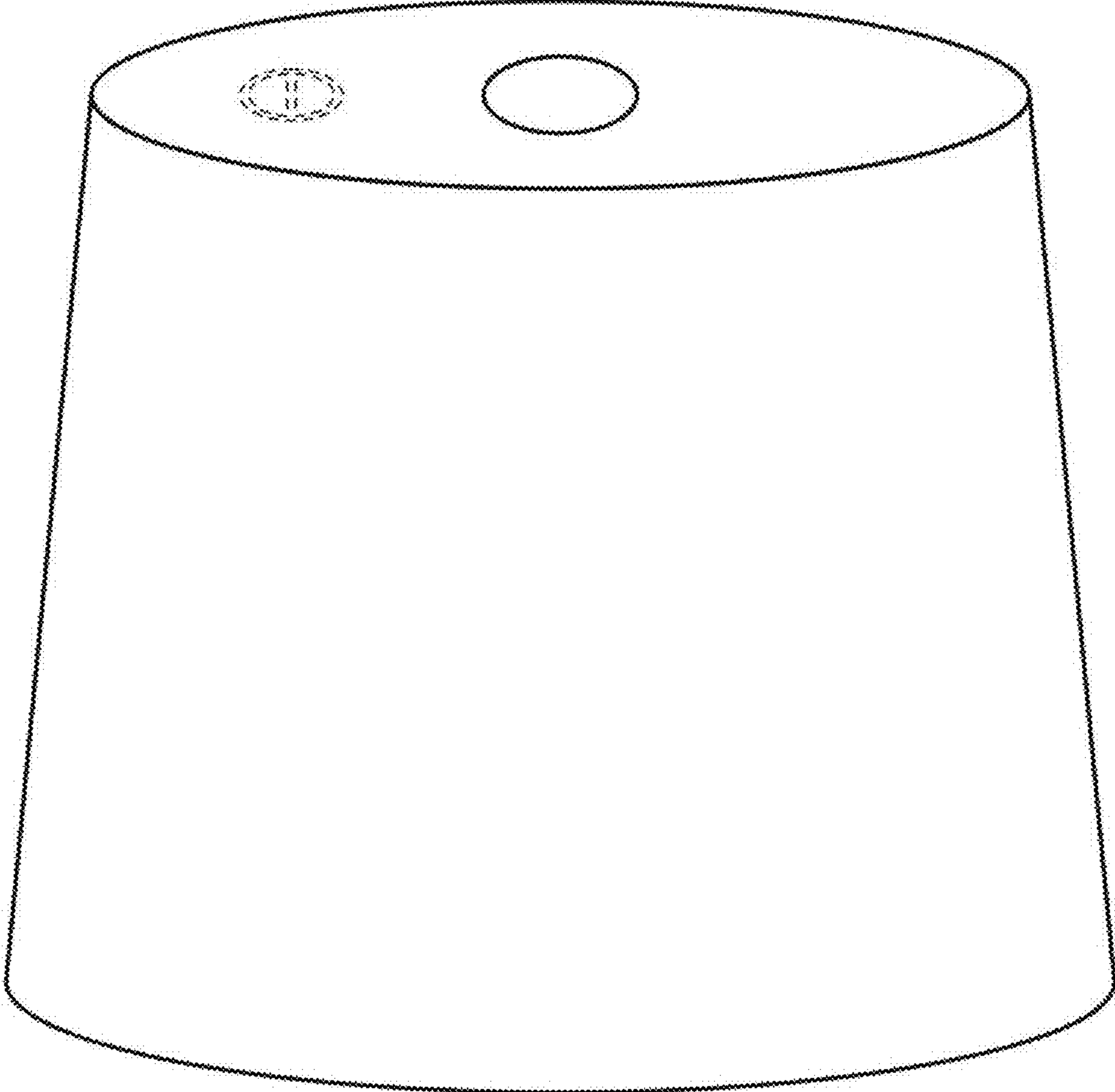


Fig. 2




Fig. 3

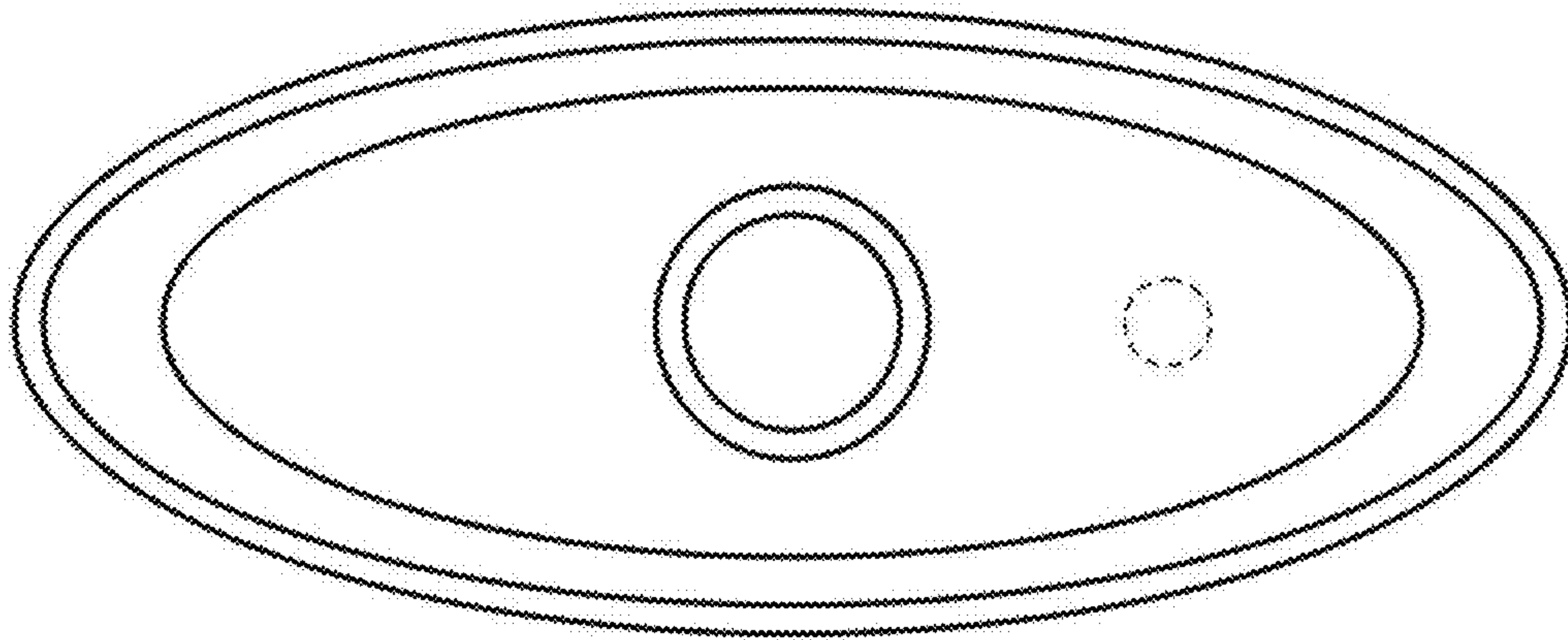


Fig. 4

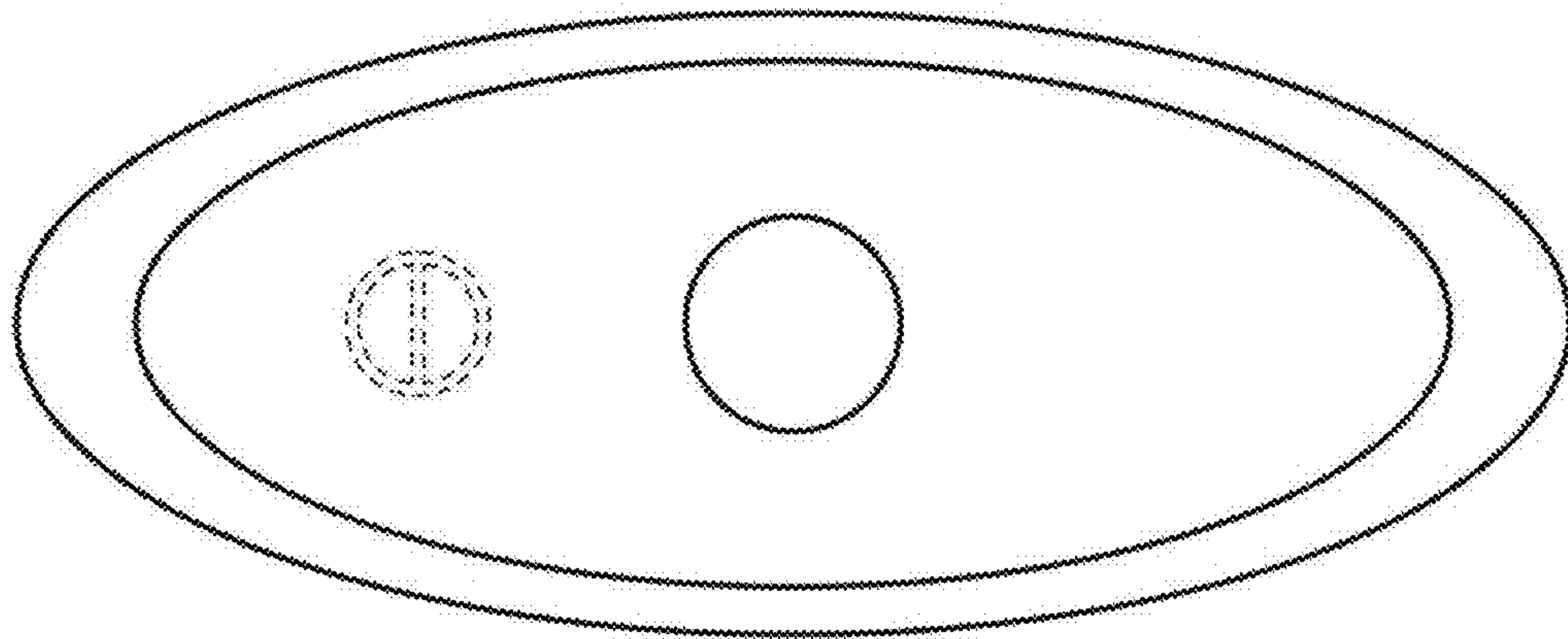


Fig. 5



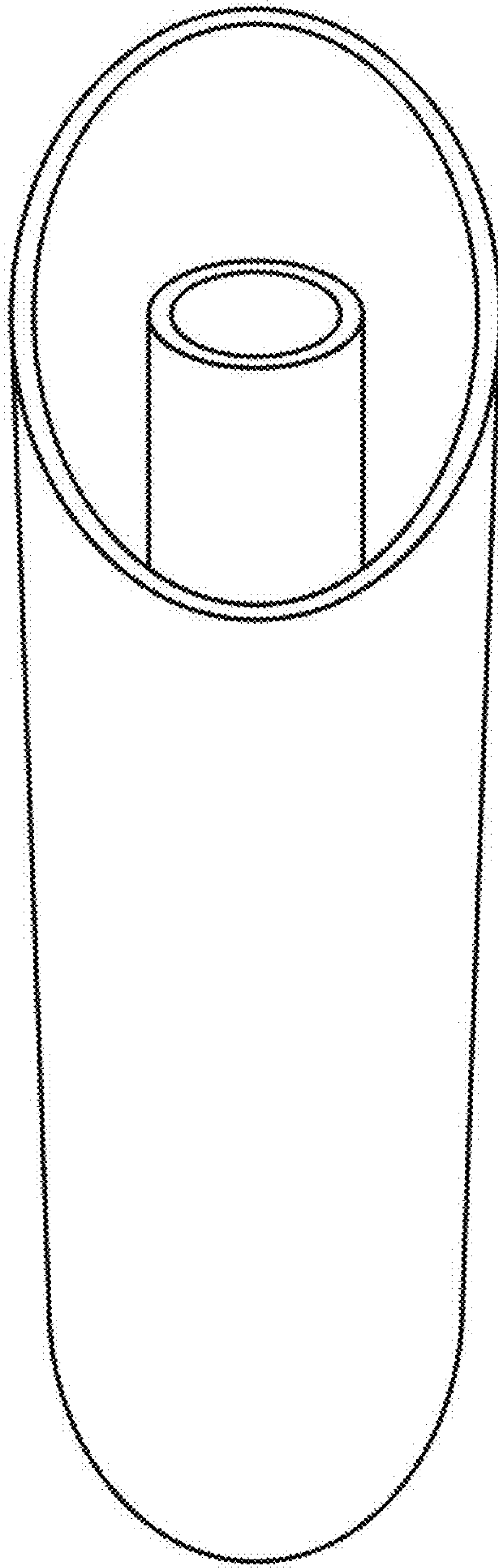


Fig. 6