



US00D891162S

(12) **United States Design Patent**
Leng

(10) **Patent No.:** **US D891,162 S**
(45) **Date of Patent:** **** Jul. 28, 2020**

- (54) **TABLE**
- (71) Applicant: **NEW-TEC INTEGRATION (XIAMEN) CO., LTD.**, Xiamen (CN)
- (72) Inventor: **Luhao Leng**, Xiamen (CN)
- (73) Assignee: **NEW-TEC INTEGRATION (XIAMEN) CO., LTD.**, Xiamen (CN)
- (**) Term: **15 Years**
- (21) Appl. No.: **29/667,462**
- (22) Filed: **Oct. 22, 2018**
- (30) **Foreign Application Priority Data**
Apr. 20, 2018 (CN) 2018 3 0166310
- (51) **LOC (12) Cl.** **06-03**
- (52) **U.S. Cl.**
USPC **D6/692.4; D6/686**
- (58) **Field of Classification Search**
USPC D6/685, 686, 692, 692.1–692.6
CPC .. A47B 3/00; A47B 3/08; A47B 3/083; A47B 3/087; A47B 3/091; A47B 3/0911; A47B 3/0912; A47B 7/00; A47B 13/00; A47B 13/02; A47B 13/04; A47B 13/06; A47B 13/08; A47B 13/10; A47B 2200/0001; A47B 2200/0011; A47B 2200/002; A47B 2200/0035
See application file for complete search history.

- (56) **References Cited**
U.S. PATENT DOCUMENTS
66,813 A * 7/1867 Doty A47B 3/00
108/115
148,945 A * 3/1874 Francis A47B 3/00
108/174
218,852 A * 8/1879 Barnes A47B 3/083
108/173

- 7,814,844 B2 * 10/2010 Haney A47B 13/08
108/129
- 8,261,676 B2 * 9/2012 VanNimwegen A47B 3/0912
108/125
- D738,147 S * 9/2015 Lin A47B 3/0918
D6/692
- 9,504,314 B2 * 11/2016 Leng A47B 3/0916
- 10,405,645 B1 * 9/2019 Liu A47B 3/10
- 2005/0274304 A1 * 12/2005 Strong A47B 3/083
108/159
- 2007/0101911 A1 * 5/2007 Lo A47B 3/083
108/174
- 2009/0293778 A1 * 12/2009 Branch A47B 3/0918
108/131

(Continued)

Primary Examiner — Mary Ann Calabrese
(74) *Attorney, Agent, or Firm* — Cooper Legal Group, LLC


(57) **CLAIM**

The ornamental design for a table, as shown.

DESCRIPTION

FIG. 1. is a front view of a table showing my new design, the opposite side being a mirror image;
 FIG. 2. is a side view thereof, the opposite side being a mirror image thereof;
 FIG. 3. is a top plan view thereof;
 FIG. 4. is a bottom plan view thereof;
 FIG. 5. is a perspective view thereof;
 FIG. 6. is a front view thereof showing a position of folding, the opposite side being a mirror image;
 FIG. 7. is a side view thereof showing a position of folding, the opposite side being a mirror image;
 FIG. 8. is a top plan view thereof, showing a position of folding;
 FIG. 9. is a bottom plan view thereof, showing a position of folding; and,
 FIG. 10. is a perspective view thereof, showing in a position of folding.

1 Claim, 10 Drawing Sheets



(56)

References Cited

U.S. PATENT DOCUMENTS

2016/0206088 A1* 7/2016 Illulian A47C 19/005

* cited by examiner

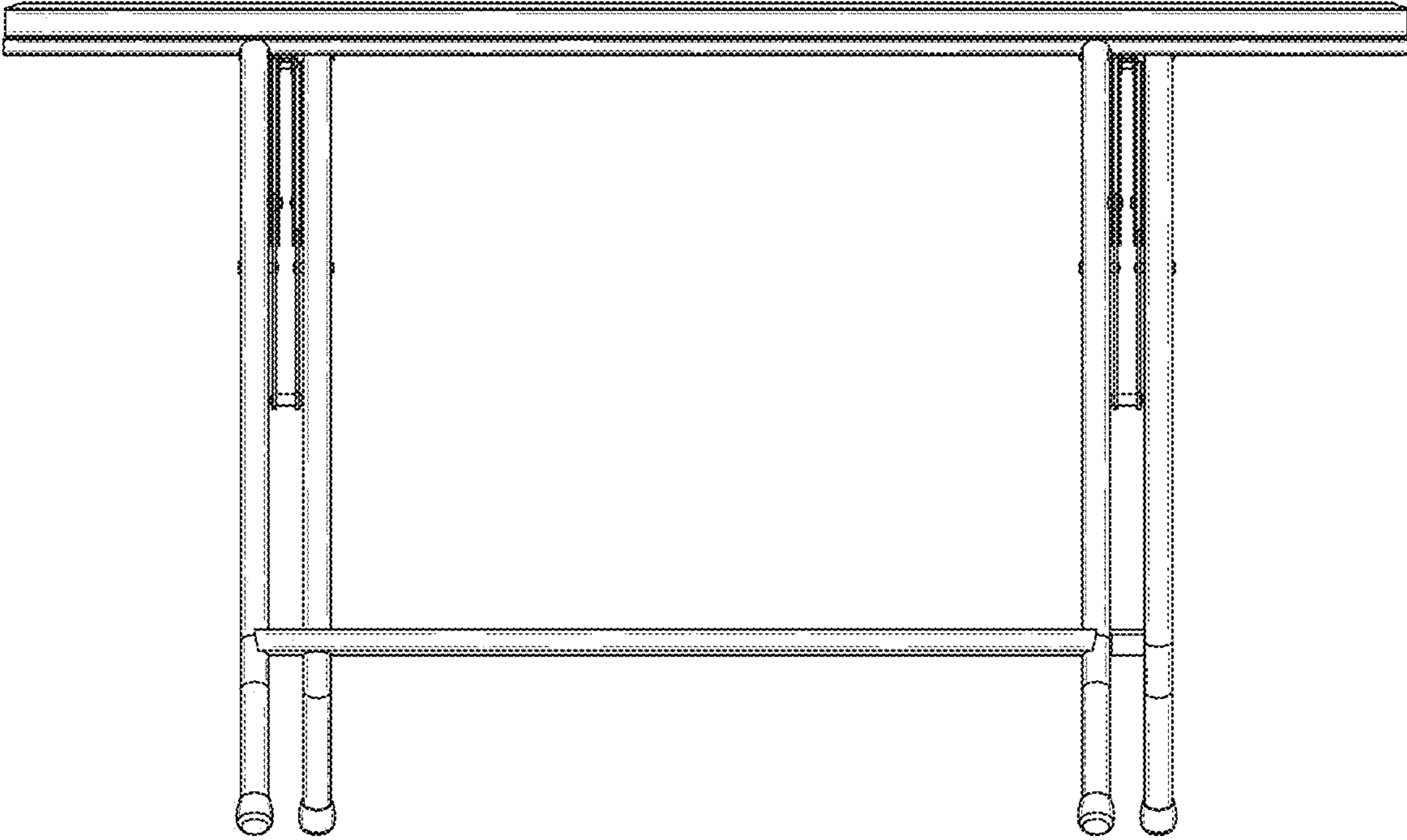


FIG. 1

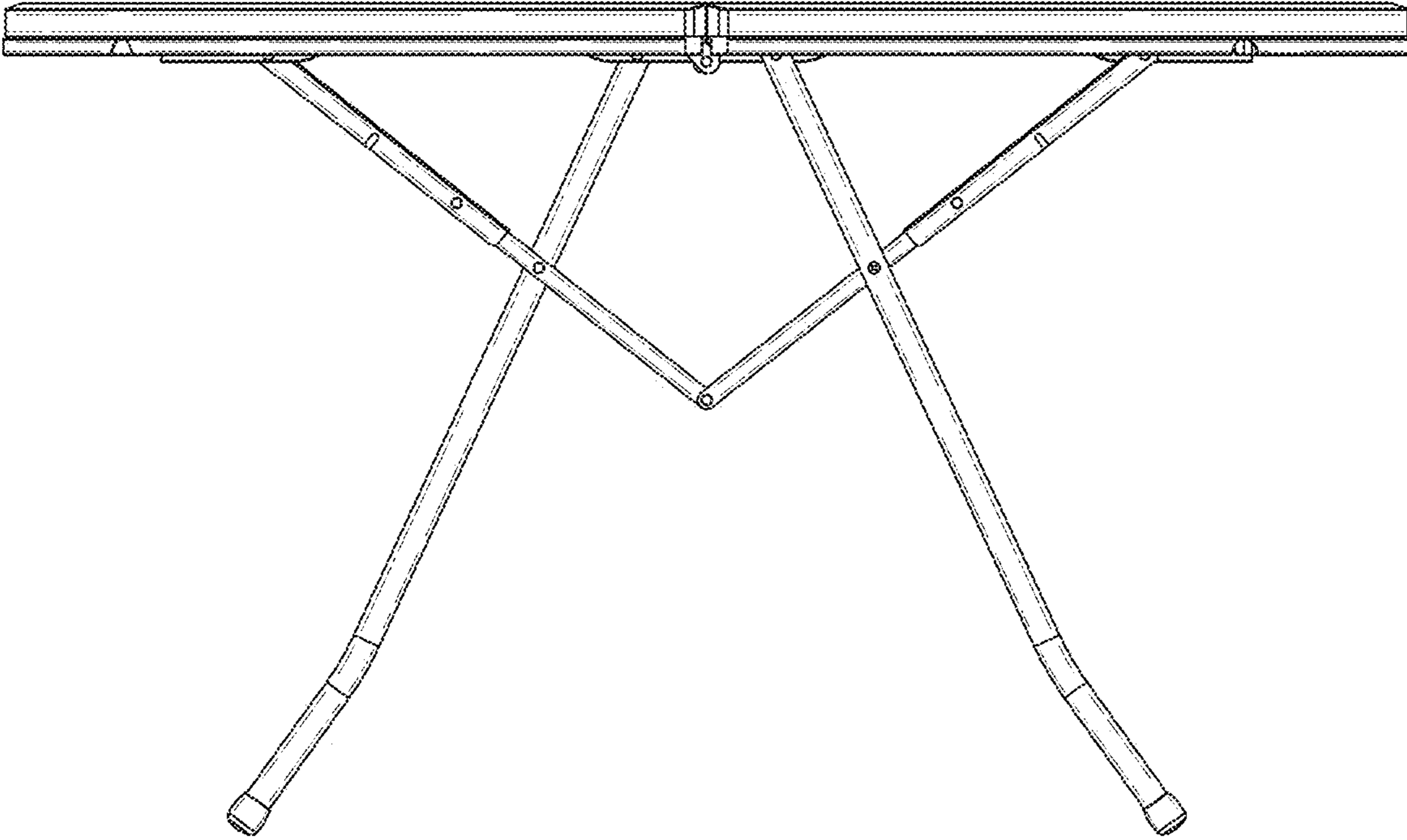


FIG. 2

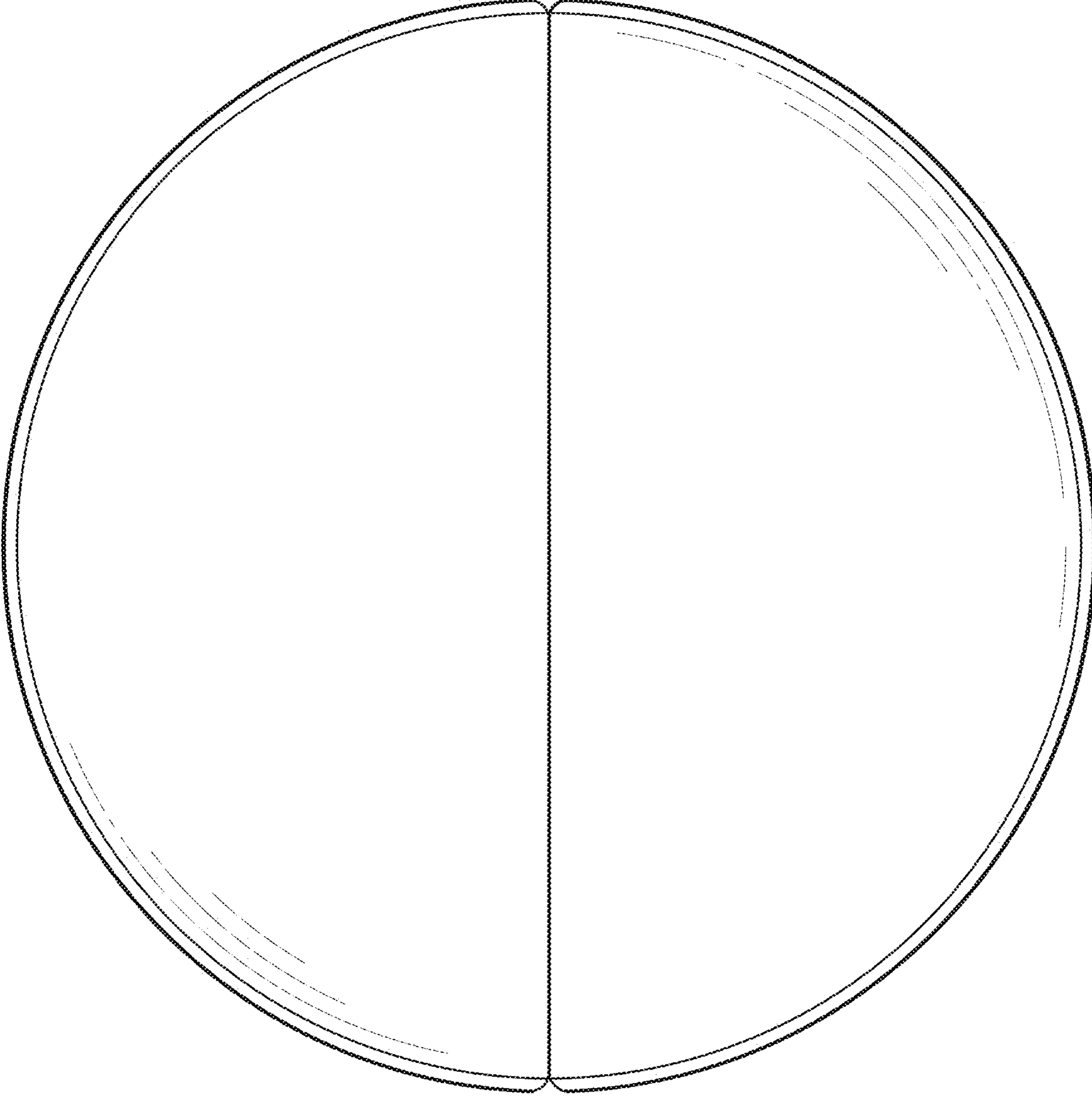


FIG. 3

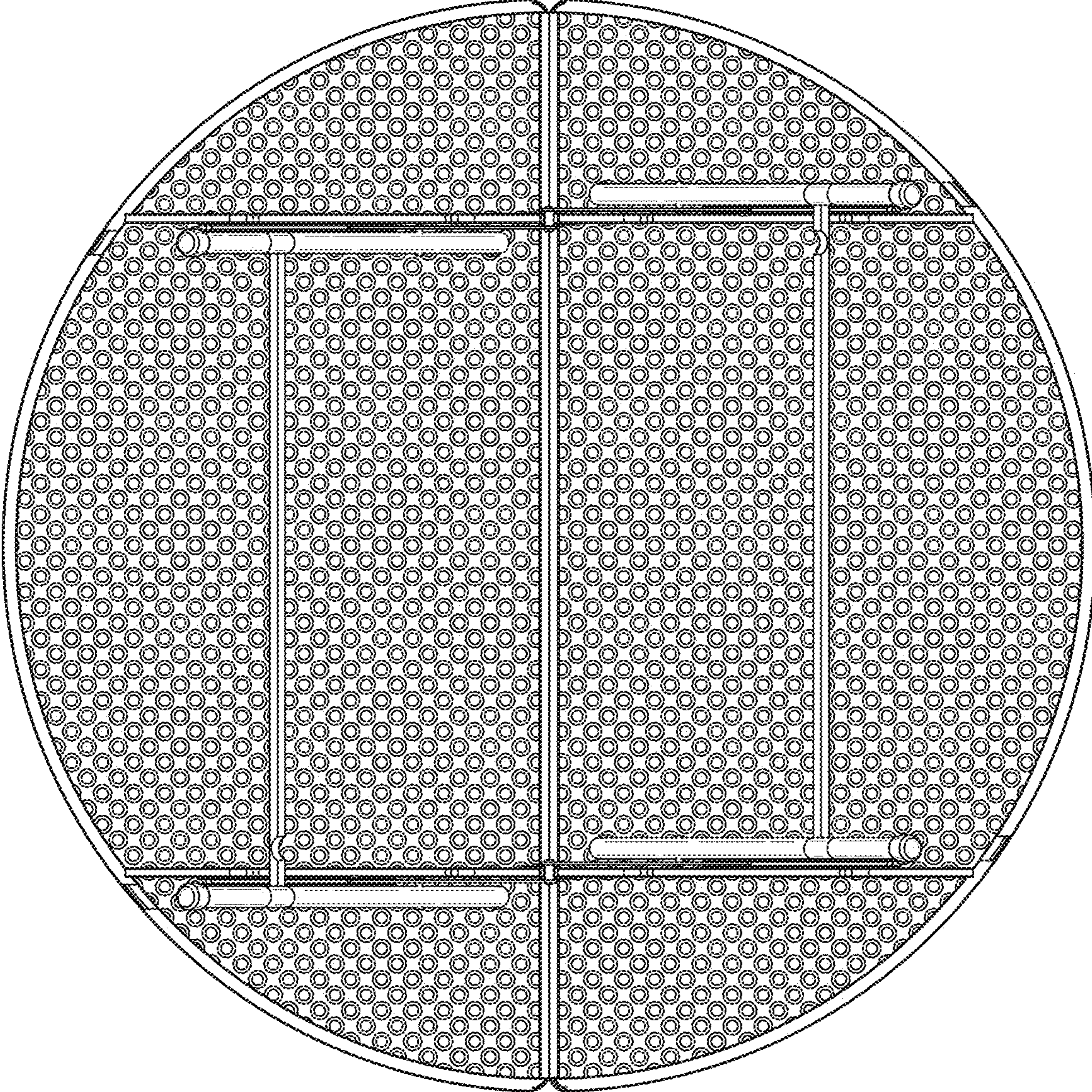


FIG. 4




FIG. 5

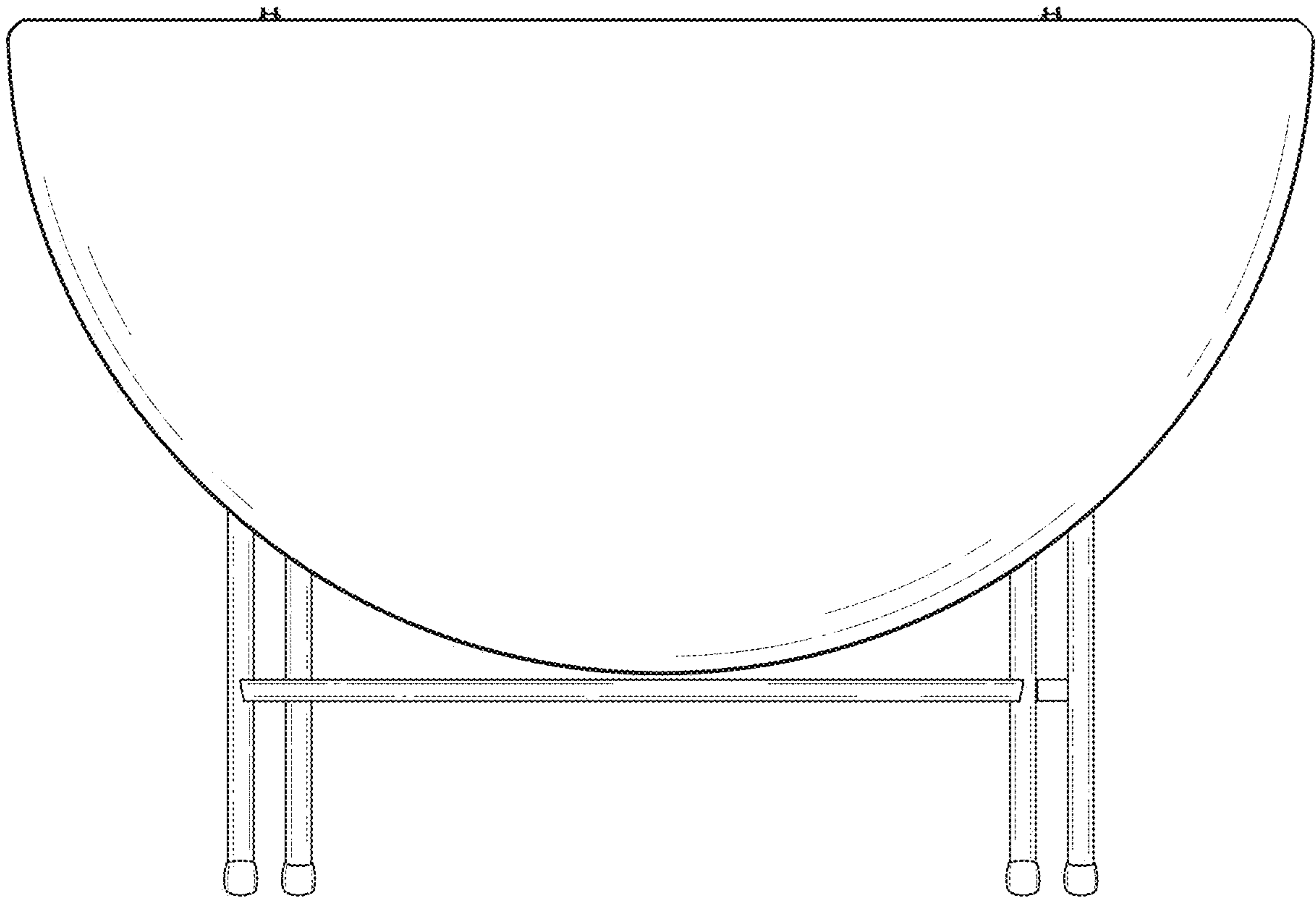


FIG. 6




FIG. 7



FIG. 8



FIG. 9

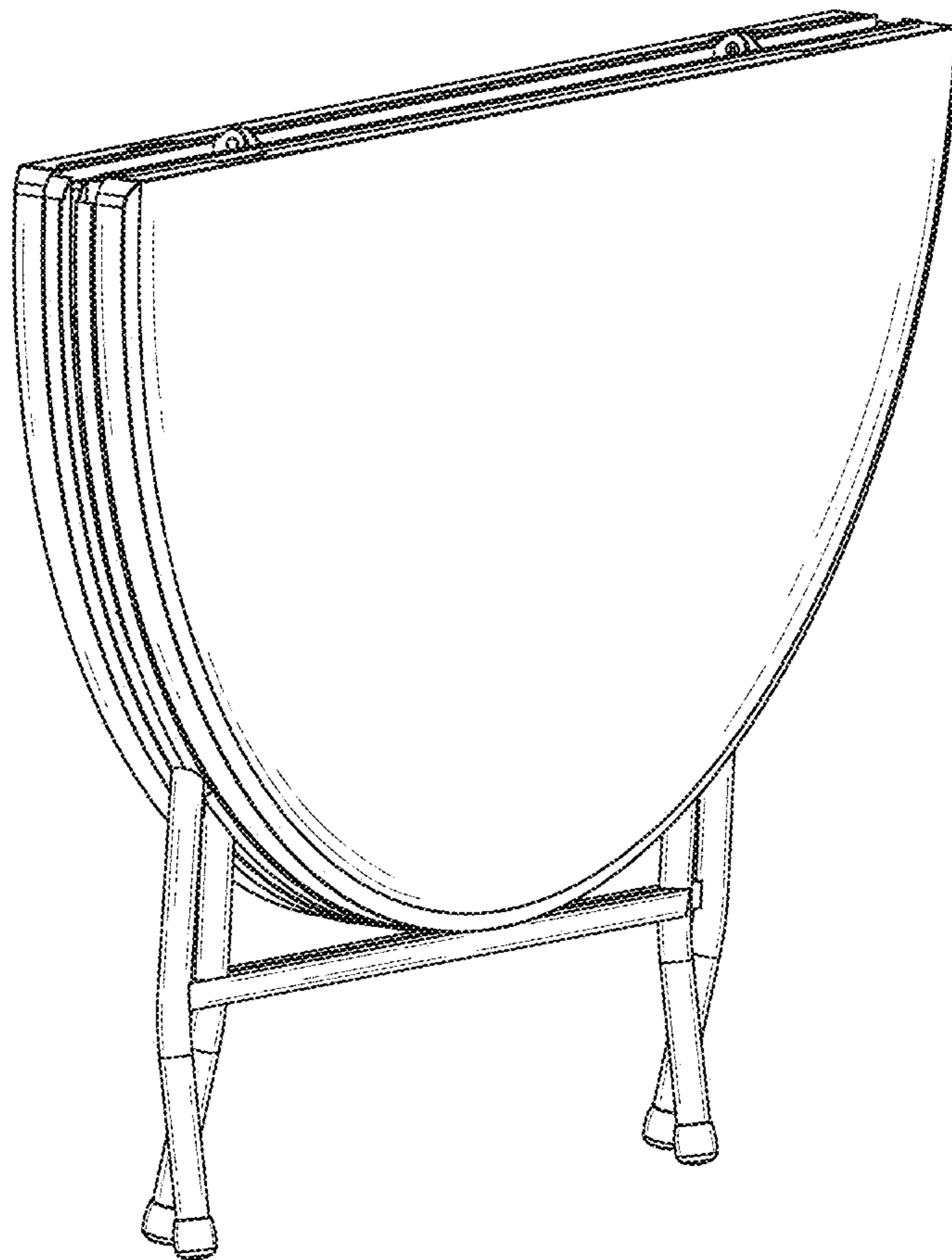


FIG. 10