



US00D891146S

(12) **United States Design Patent** (10) **Patent No.:** **US D891,146 S**
Seum et al. (45) **Date of Patent:** **** Jul. 28, 2020**

(54) **TOWEL RING**
(71) Applicant: **Grohe AG**, Hemer (DE)
(72) Inventors: **Michael Seum**, Duesseldorf (DE);
Jacob Nitz, Brooklyn, NY (US)
(73) Assignee: **Grohe AG**, Hemer (DE)
(**) Term: **15 Years**
(21) Appl. No.: **29/693,800**
(22) Filed: **Jun. 5, 2019**
(30) **Foreign Application Priority Data**

Dec. 5, 2018 (EM) 005844156-0016
(51) **LOC (12) Cl.** **06-04**
(52) **U.S. Cl.**
USPC **D6/546**; D6/549
(58) **Field of Classification Search**
USPC D6/546-550, 512-525; 211/13.1, 16,
211/85.5, 86.01, 87.01, 88.04, 100, 105.1,
211/105.2, 106, 113, 123, 181.1,
211/182-183; 248/49, 175, 176.1, 200,
248/201, 205.1, 251, 302, 309.1, 315;
242/570, 590, 595-598; D8/300,
D8/315-321, 354, 363, 373, 380;
108/28-29
CPC A47K 10/04; A47K 10/00
See application file for complete search history.

(56) **References Cited**
U.S. PATENT DOCUMENTS
2,622,743 A * 12/1952 Ross A47F 5/0876
211/123
D261,337 S * 10/1981 Fink D6/549
4,465,198 A * 8/1984 Martin A47K 10/04
211/105.3
D276,387 S * 11/1984 Conti D6/549
D314,108 S * 1/1991 Chap D6/523

D327,597 S * 7/1992 Emery D6/546
D340,377 S * 10/1993 Brazis D6/549
D360,095 S * 7/1995 Wang D6/548
D364,768 S * 12/1995 Moon D6/549
D379,920 S * 6/1997 Bozzo D8/368
6,024,231 A * 2/2000 Bates A47K 10/04
211/105.1
D424,403 S * 5/2000 Workman D8/302
D455,922 S * 4/2002 Rafoth D6/513
D480,296 S * 10/2003 Scola D8/373
D506,377 S * 6/2005 Marzolf D8/300
D573,003 S * 7/2008 Bogdan D8/307
D573,819 S * 7/2008 Brinkerhoff D6/702
(Continued)

OTHER PUBLICATIONS

Amazon.com, Grohe 4097200 Grohe 40 972 Defined 8-1/16" wall mounted towel ring, Apr. 23, 2019 , <https://www.amazon.com/Grohe-40972000-Defined-Mounted-Towel/dp/B07R23XY92/> (Year: 2019).*

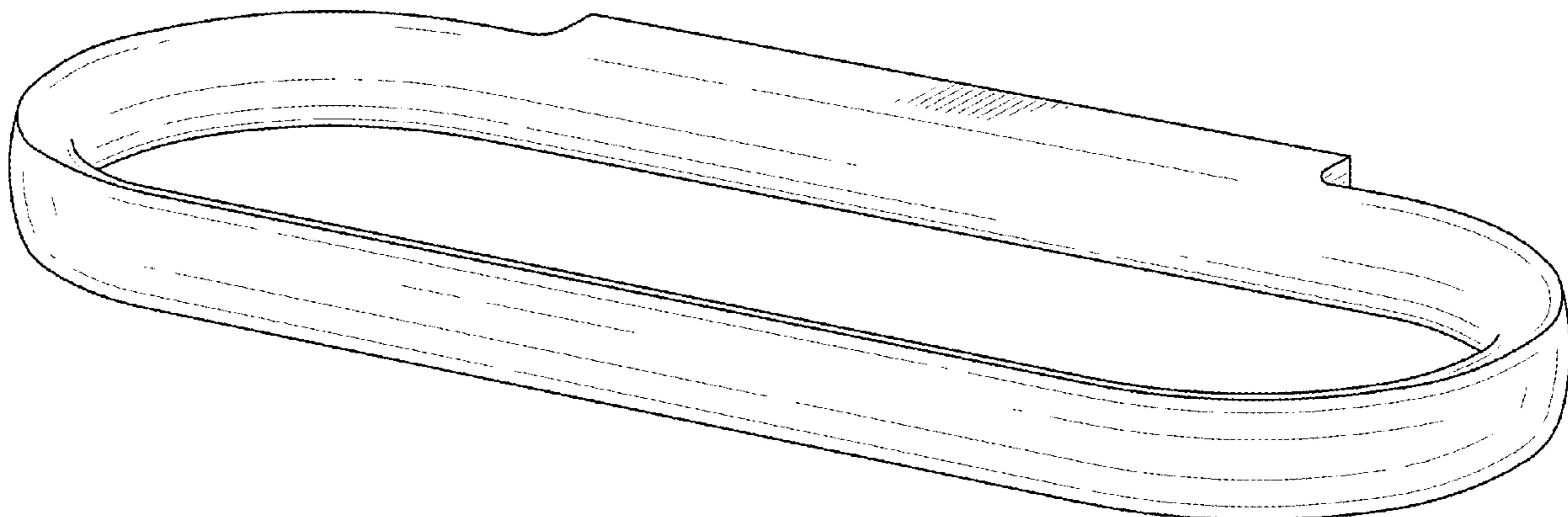
Primary Examiner — Nathan M Johnston
(74) *Attorney, Agent, or Firm* — Muncy, Geissler, Olds & Lowe, P.C.

(57) **CLAIM**
The ornamental design for a towel ring, as shown and described.

DESCRIPTION

FIG. 1 is a front perspective view of a towel ring according to the present invention.
FIG. 2 is a front view of the towel ring of FIG. 1.
FIG. 3 is a rear view of the towel ring of FIG. 1.
FIG. 4 is a left side view of the towel ring of FIG. 1.
FIG. 5 is a right side view of the towel ring of FIG. 1.
FIG. 6 is a top view of the towel ring of FIG. 1; and,
FIG. 7 is a bottom view of the towel ring of FIG. 1.
The broken lines show portions of the design that form no part of the claimed design.

1 Claim, 6 Drawing Sheets



(56)

References Cited

U.S. PATENT DOCUMENTS

D573,825	S	*	7/2008	Rubin	D6/546
D589,778	S	*	4/2009	Pratt	D8/317
D599,567	S	*	9/2009	Kuo	D6/320
D633,310	S	*	3/2011	Song	D6/315
8,550,263	B2	*	10/2013	Martin	A47K 1/08 211/105.3
D764,833	S	*	8/2016	Citterio	D6/549
D785,367	S	*	5/2017	Eads	D6/549
D812,929	S	*	3/2018	Garland	D6/549
D821,845	S	*	7/2018	Garland	D8/316

* cited by examiner

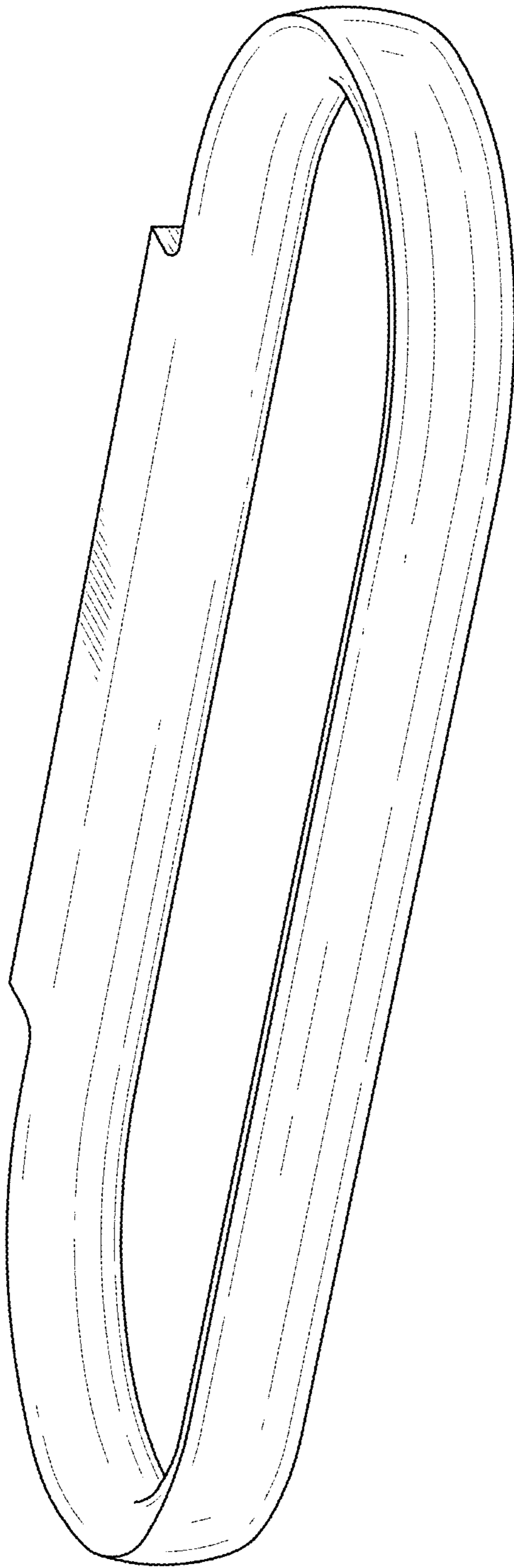


FIG.1




FIG.2




FIG.3



FIG. 4



FIG. 5




FIG.6




FIG.7