



US00D891140S

(12) **United States Design Patent**
Levy et al.

(10) **Patent No.:** **US D891,140 S**
(45) **Date of Patent:** **** Jul. 28, 2020**

- (54) **CHAIR**
- (71) Applicant: **Steelcase Inc.**, Grand Rapids, MI (US)
- (72) Inventors: **Arie Levy**, Paris (FR); **John Hamilton**, San Rafael, CA (US); **Markus Marschall**, Munich (DE); **Nehemy Goguely**, Paris (FR)
- (73) Assignee: **Steelcase Inc.**, Grand Rapids, MI (US)
- (**) Term: **15 Years**
- (21) Appl. No.: **29/694,152**
- (22) Filed: **Jun. 7, 2019**
- (51) **LOC (12) Cl.** **06-01**
- (52) **U.S. Cl.**
USPC **D6/374**
- (58) **Field of Classification Search**
USPC D6/334, 349, 369, 374–376, 379–382,
D6/711, 708.16, 716.1
CPC A47C 3/04; A47C 3/12; A47C 5/04; A47C
5/12; A47C 5/14; A47C 7/02; A47C 7/16;
A47C 7/18; A47C 7/24; A47C 11/00;
A47C 15/002; A47C 17/02
See application file for complete search history.

- D330,638 S 11/1992 Moschini
- D337,450 S 7/1993 Dettinger
- D386,909 S 12/1997 Mourgue
- D386,910 S 12/1997 Saiger
- D393,956 S 5/1998 Kane
- D402,126 S 12/1998 Silva
- D430,973 S 9/2000 Frankel et al.
- D434,233 S 11/2000 Frankel et al.
- D458,764 S 6/2002 Starck
- D508,786 S 8/2005 Natuzzi
- D554,872 S 11/2007 Wimberger
- D555,926 S 11/2007 Otto et al.
- D559,002 S 1/2008 Otto et al.
- D602,706 S 10/2009 Cramer et al.
- D614,881 S 5/2010 D'Urso
- D615,308 S 5/2010 Serra et al.
- D628,824 S 12/2010 Vignelli et al.
- D638,229 S 5/2011 Lewis
- D643,224 S 8/2011 Sofield
- D644,048 S 8/2011 Blomstrom
- D649,802 S 12/2011 Breinholt

(Continued)

Primary Examiner — R. Johnson

(57) **CLAIM**

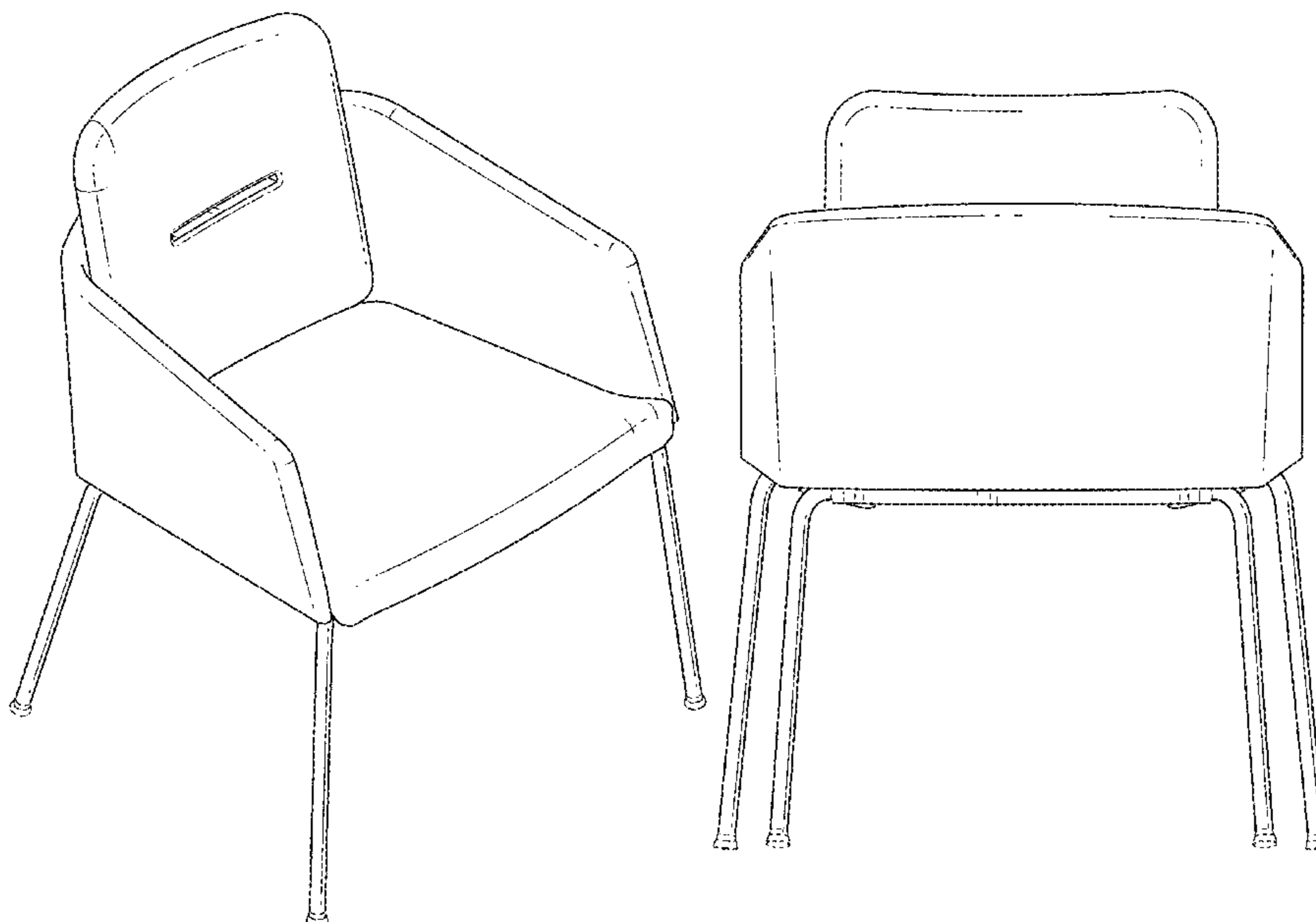
We claim the ornamental design for a chair, as shown and described.

DESCRIPTION

FIG. 1 is a front perspective view of a chair, showing our new design;
 FIG. 2 is front view of the chair thereof;
 FIG. 3 is a rear view of the chair thereof;
 FIG. 4 is a right-side view of the chair thereof, the left-side view is a mirror image of the right-side view of FIG. 4;
 FIG. 5 is a top view of the chair thereof; and,
 FIG. 6 is a bottom view of the chair thereof.
 The broken lines are for purposes of illustrating boundaries and form no part of the claimed ornamental design.

1 Claim, 6 Drawing Sheets

- (56) **References Cited**
U.S. PATENT DOCUMENTS
- D181,730 S 3/1957 Jones et al.
- 3,142,514 A 7/1964 Ginat
- D220,950 S 6/1971 Sideri
- D237,662 S * 11/1975 Subert D6/334
- D254,459 S 3/1980 Eastman
- D259,751 S 7/1981 Redmond
- D261,078 S 10/1981 Wilson
- D287,794 S 1/1987 Zakharov et al.
- D307,984 S 5/1990 Culler
- D327,583 S 7/1992 Dettinger



(56)

References Cited

U.S. PATENT DOCUMENTS

D651,419	S *	1/2012	Lievore	D6/334
D660,054	S *	5/2012	Kane	D6/716
D664,778	S	8/2012	Pheasant et al.	
D672,572	S	12/2012	Carmon	
D690,953	S	10/2013	Alken	
D706,053	S	6/2014	Schwamkrug	
D722,441	S	2/2015	Kirar	
D730,670	S	6/2015	Kubryk	
D747,892	S	1/2016	Bernett et al.	
D753,426	S	4/2016	Kirar	
D761,582	S	7/2016	Armani	
D764,202	S	8/2016	Kirar	
D774,793	S	12/2016	Cazzaniga	
D794,349	S	8/2017	Levy	
D799,228	S	10/2017	Lewis	
D799,232	S *	10/2017	Cvek	D6/375
D800,460	S	10/2017	Rockwell et al.	
D801,069	S	10/2017	Huang	
D802,310	S	11/2017	Rockwell et al.	
D804,833	S	12/2017	Hecht et al.	
D807,066	S *	1/2018	Vance	D6/334
D811,757	S	3/2018	Moscheri	
D815,449	S	4/2018	Hannoosh et al.	
D825,216	S *	8/2018	Schaeffer	D6/375
D828,063	S *	9/2018	Yuglich	D6/716
D836,934	S *	1/2019	Gufler	D6/380
D840,702	S	2/2019	Ho et al.	
D876,116	S *	2/2020	Ji	D6/374
2016/0045029	A1 *	2/2016	Frankel	A47C 4/06 297/35

* cited by examiner

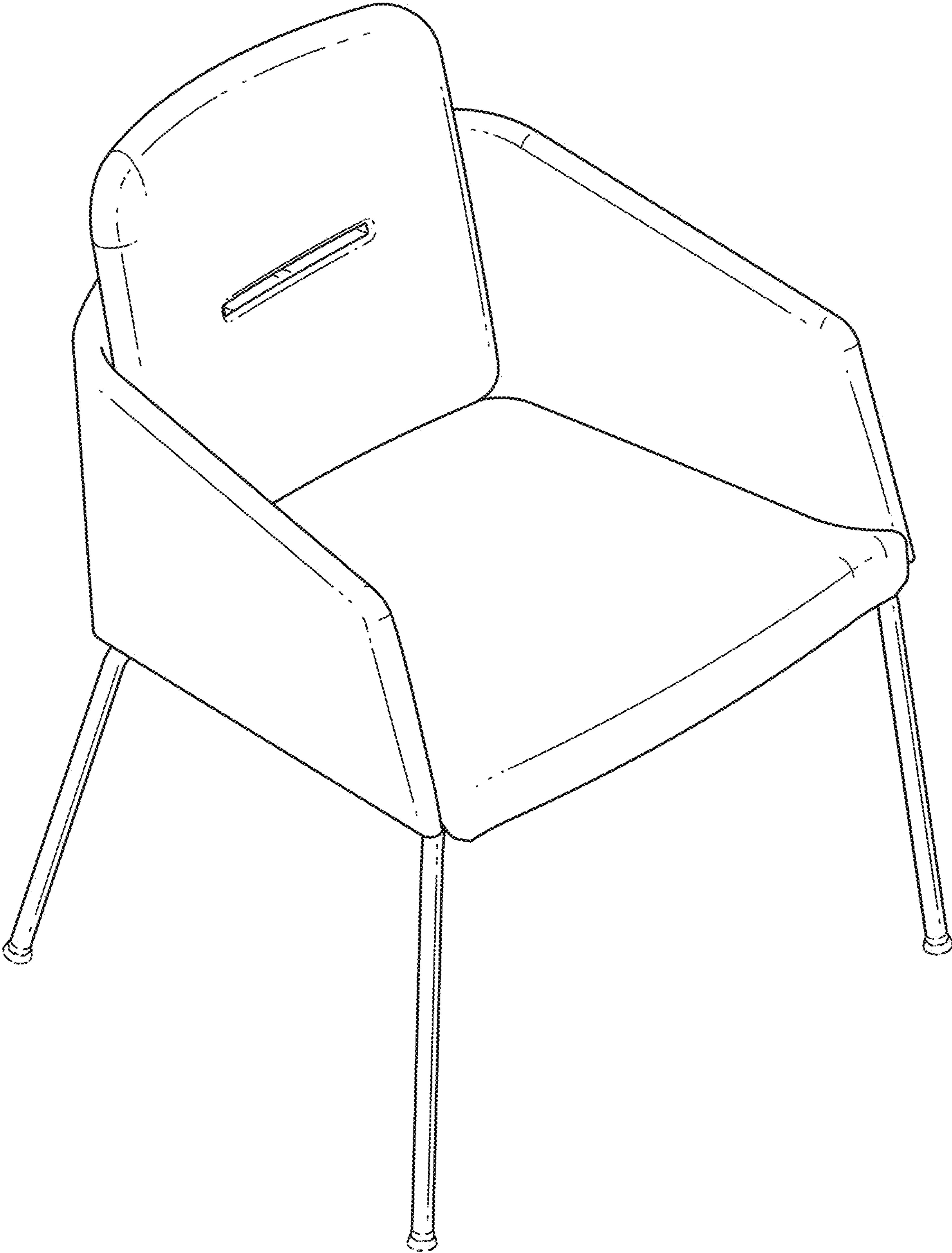


FIG. 1

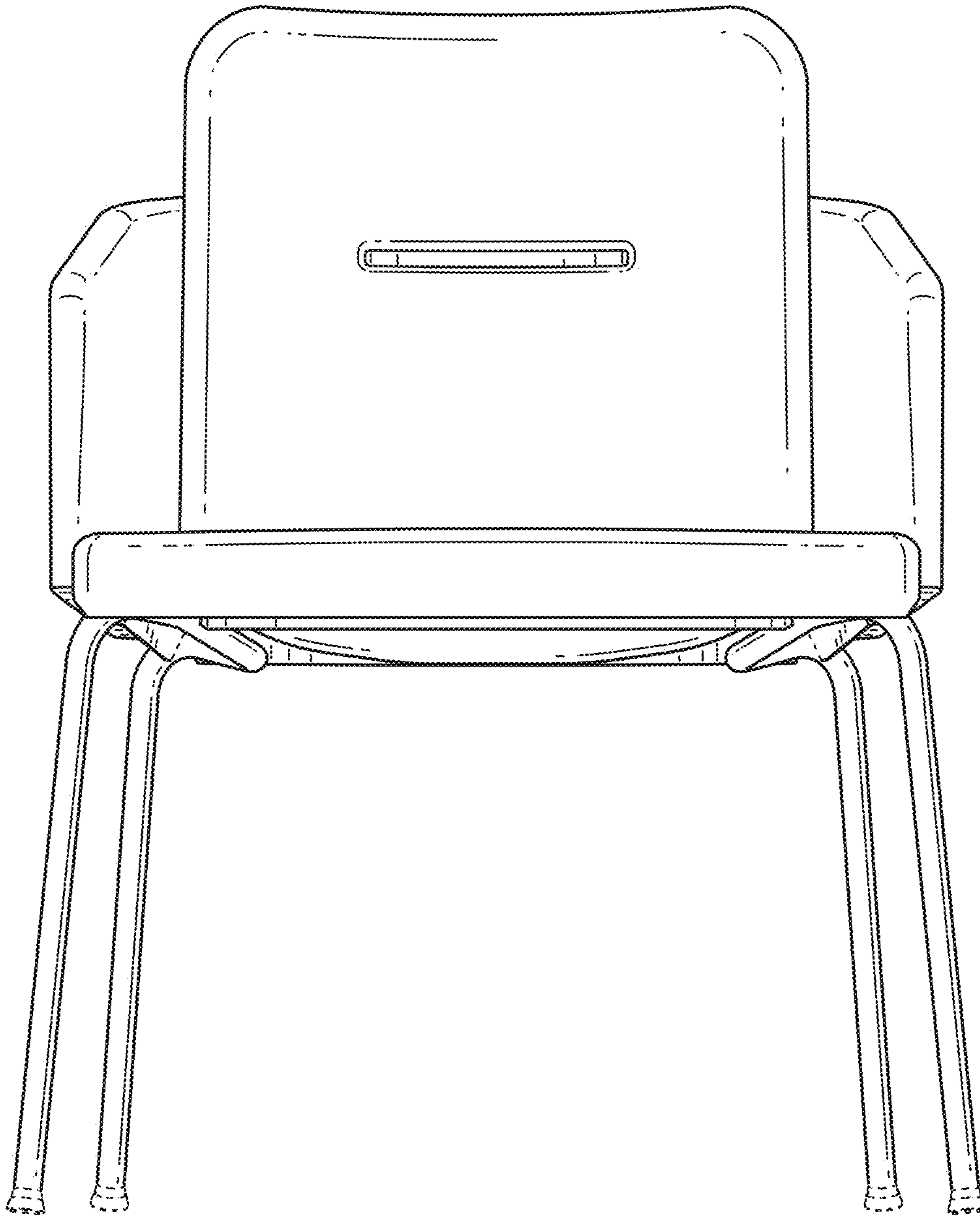


FIG. 2




FIG. 3




FIG. 4

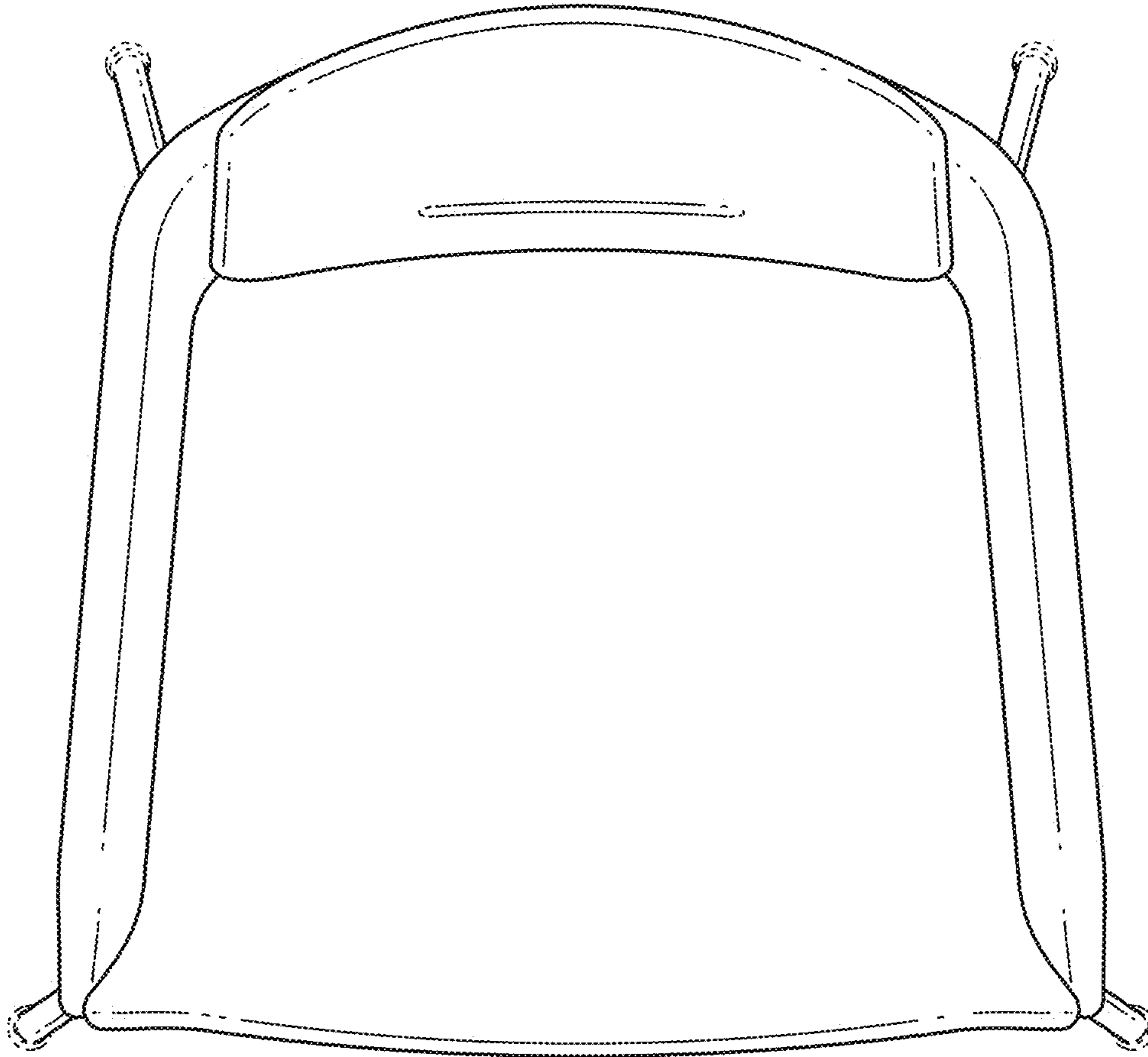


FIG. 5

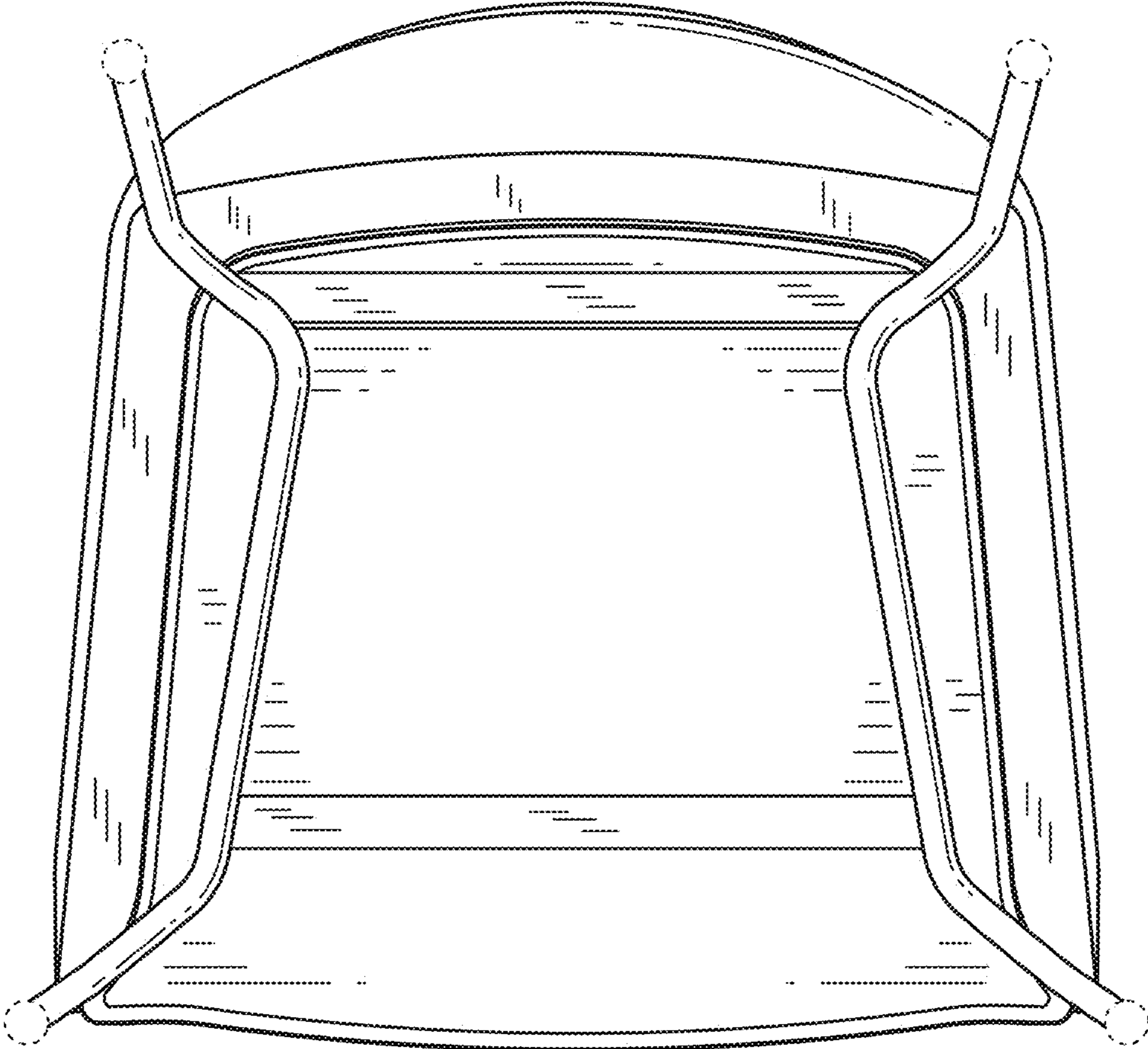


FIG. 6