



US00D891115S

(12) **United States Design Patent** (10) **Patent No.:** **US D891,115 S**
Damavandi (45) **Date of Patent:** **** Jul. 28, 2020**

(54) **ELECTRIC TOOTHBRUSH HANDLE**

FOREIGN PATENT DOCUMENTS

(71) Applicant: **DAJ GLOBAL PARTNERS LLC**, Los Angeles, CA (US)

DE 20 2008 008 686 U1 1/2009
DE 10 2008 060 829 A1 6/2010
KR 10-2010-0056578 5/2010

(72) Inventor: **David Damavandi**, Los Angeles, CA (US)

OTHER PUBLICATIONS

(73) Assignee: **DAJ GLOBAL PARTNERS LLC**, Los Angeles, CA (US)

Philips Sonicare Diamondclean Smart 9500 White | Philips Sonicare, https://www.usa.philips.com/c-p/HX9924_01/sonicare-diamondclean-smart-sonic-electric-toothbrush-with-app#choose_color; Retrieved from website—www.usa.philips.com, pp. 2-15 [online]; © Koninklijke Philips N.V., 2004-2019 [retrieved on Sep. 16, 2019].

(**) Term: **15 Years**

(21) Appl. No.: **29/710,360**

Primary Examiner — Marissa J Cash

(22) Filed: **Oct. 22, 2019**

Assistant Examiner — Rebecca Tsehaye

(51) **LOC (12) Cl.** **04-02**

(74) *Attorney, Agent, or Firm* — Hackler Daghighian

(52) **U.S. Cl.**
USPC **D4/101**

Martino & Novak

(58) **Field of Classification Search**
USPC D4/100, 101, 102, 104, 106, 108–113, D4/138; 15/22.1; 401/270; D24/119, D24/152, 176

(57) **CLAIM**

CPC A61C 17/00; A61C 17/222; A61C 17/224; A61C 17/225; A61C 17/349; A61C 17/20; A61C 17/22; A61C 17/24; A61C 17/26; A61C 17/32; A61C 17/34
See application file for complete search history.

The ornamental design for an electric toothbrush handle, as shown and described.

DESCRIPTION

(56) **References Cited**

U.S. PATENT DOCUMENTS

D388,958 S 1/1998 Hartwein
D420,801 S 2/2000 Miller
D458,028 S 6/2002 McCurrach
D474,026 S 5/2003 Wright
D474,895 S 5/2003 Breit
D476,485 S * 7/2003 Mulder D4/101
D489,183 S 5/2004 Akahori et al.
D493,960 S 8/2004 Jimenez et al.
D500,207 S 12/2004 Jimenez et al.
D500,208 S 12/2004 Vu
D500,599 S 1/2005 Callaghan

(Continued)

FIG. 1 is an isometric view of an electric toothbrush handle illustrating my new design;
FIG. 2 is a front elevation view thereof;
FIG. 3 is a back elevation view thereof;
FIG. 4 is a left side elevation view thereof;
FIG. 5 is a right side elevation view thereof;
FIG. 6 is an enlarged view of the encircled portion of FIG. 5.
FIG. 7 is a top plan view thereof; and,
FIG. 8 is a bottom plan view thereof.
The broken lines in the drawings depict portions of the electric toothbrush handle and form no part of the claimed design. The dash dot lines shown in FIGS. 5 and 6 are used for purposes of illustrating an enlarged view only and form no part of the claim.

1 Claim, 3 Drawing Sheets



(56)

References Cited

U.S. PATENT DOCUMENTS

D503,852 S 4/2005 Hensel
 D510,662 S 10/2005 Kling et al.
 D515,815 S 2/2006 Jimenez et al.
 D515,816 S 2/2006 Jimenez et al.
 D532,974 S 12/2006 Zhuan
 D533,720 S 12/2006 Vu
 D569,623 S * 5/2008 Beedham D4/101
 D580,173 S 11/2008 Beedham
 D636,604 S 4/2011 Zhuan
 D649,787 S * 12/2011 Ivarsson D4/101
 D658,382 S 5/2012 Heil et al.
 D661,098 S * 6/2012 Nanda D4/101
 D688,464 S 8/2013 Hara
 8,517,728 B2 * 8/2013 Gatzemeyer A46B 11/001
 433/80
 D696,023 S 12/2013 Gebski
 D696,517 S * 12/2013 Gebski D4/101
 8,806,691 B2 * 8/2014 Iwahori A61C 17/16
 15/22.1
 D715,056 S 10/2014 Alejandro et al.

D719,737 S * 12/2014 Adriaenssen D4/101
 D742,649 S * 11/2015 Thompson D4/104
 9,226,808 B2 * 1/2016 Utsch A61C 17/3436
 9,237,798 B2 * 1/2016 Jimenez A46B 11/0082
 D750,378 S * 3/2016 Nguyen D4/101
 D788,469 S 6/2017 McGarry et al.
 D790,859 S 7/2017 McGarry et al.
 D791,485 S 7/2017 McGarry et al.
 D795,591 S * 8/2017 DeRicco D4/104
 D801,696 S 11/2017 McGarry et al.
 D819,337 S 6/2018 Yuan et al.
 D819,974 S * 6/2018 Johansson D4/101
 D838,991 S 1/2019 Choi et al.
 D844,997 S 4/2019 Au et al.
 D845,636 S 4/2019 Porter et al.
 D850,112 S 6/2019 Wang
 D861,352 S * 10/2019 Xu D4/101
 D864,575 S * 10/2019 Meng D4/101
 D866,750 S * 11/2019 Yan D24/111
 D866,980 S * 11/2019 Manhas D4/101
 2007/0094822 A1 5/2007 Gatzemeyer et al.
 2017/0112272 A1 4/2017 Bloch et al.

* cited by examiner

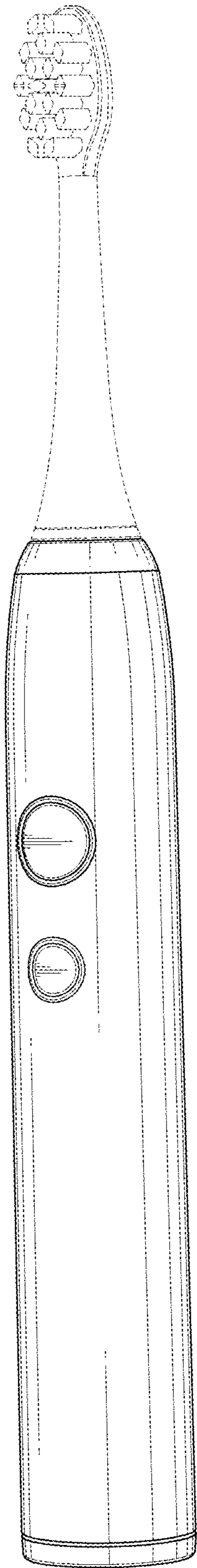


FIG. 1

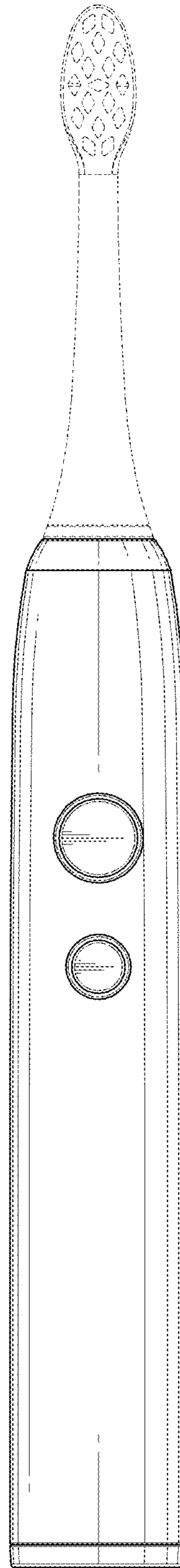


FIG. 2

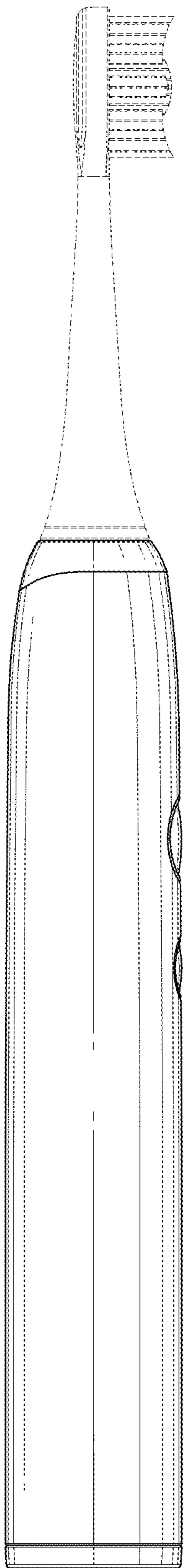


FIG. 3

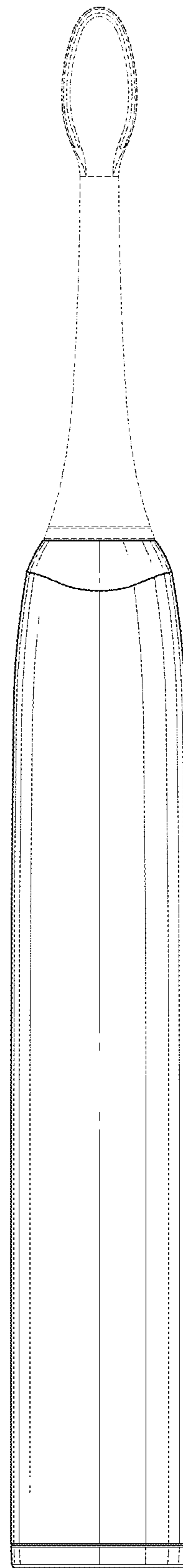


FIG. 4

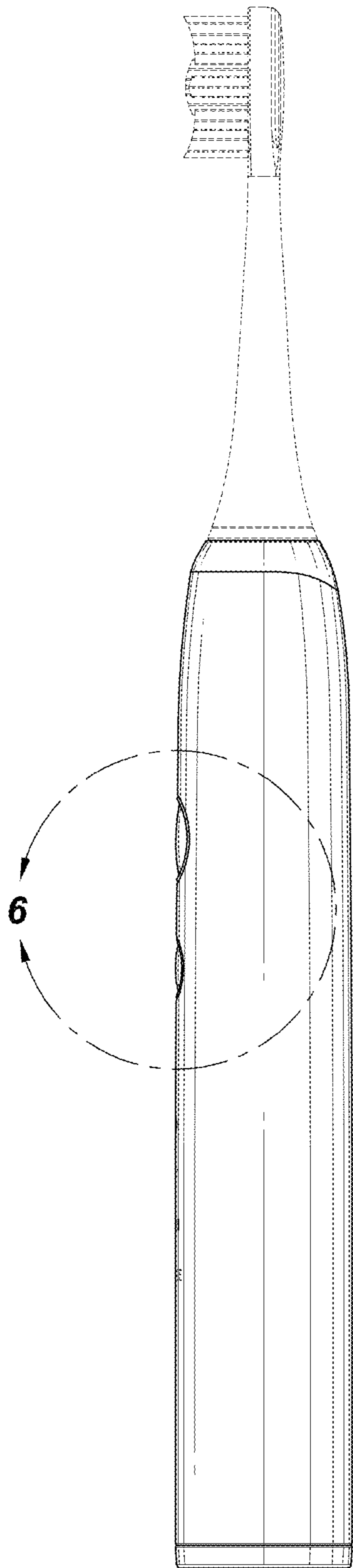


FIG. 5

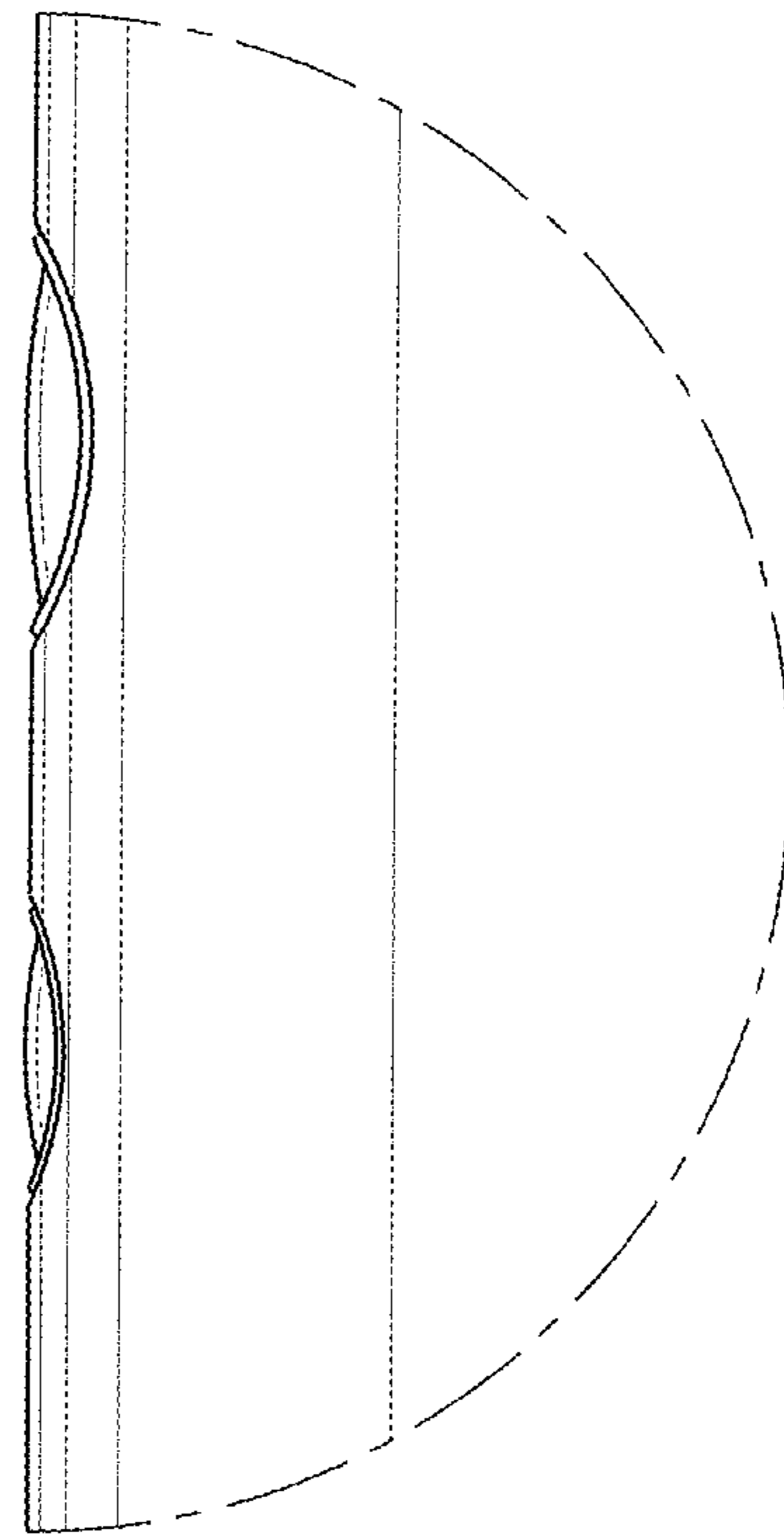


FIG. 6

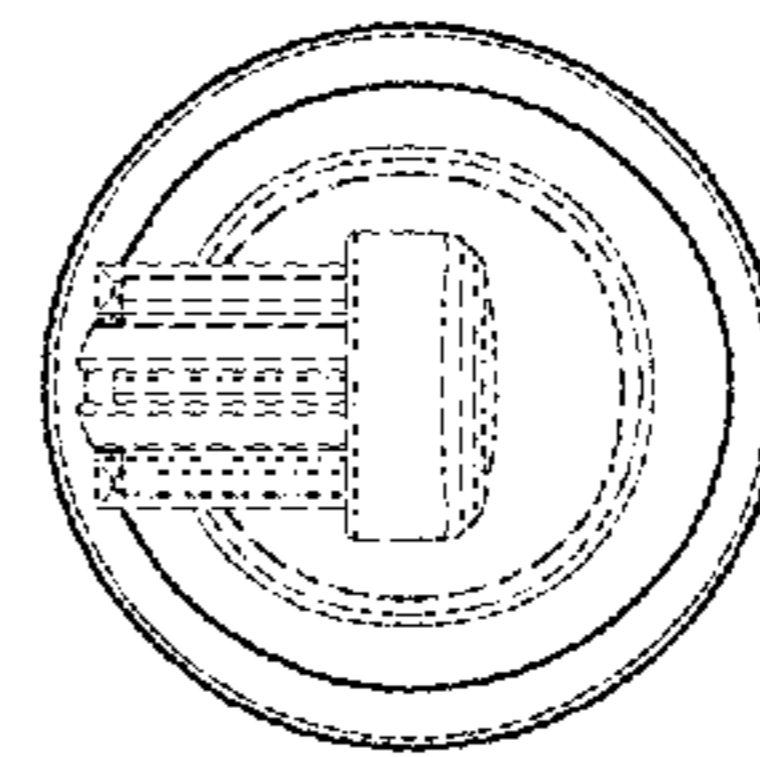


FIG. 7

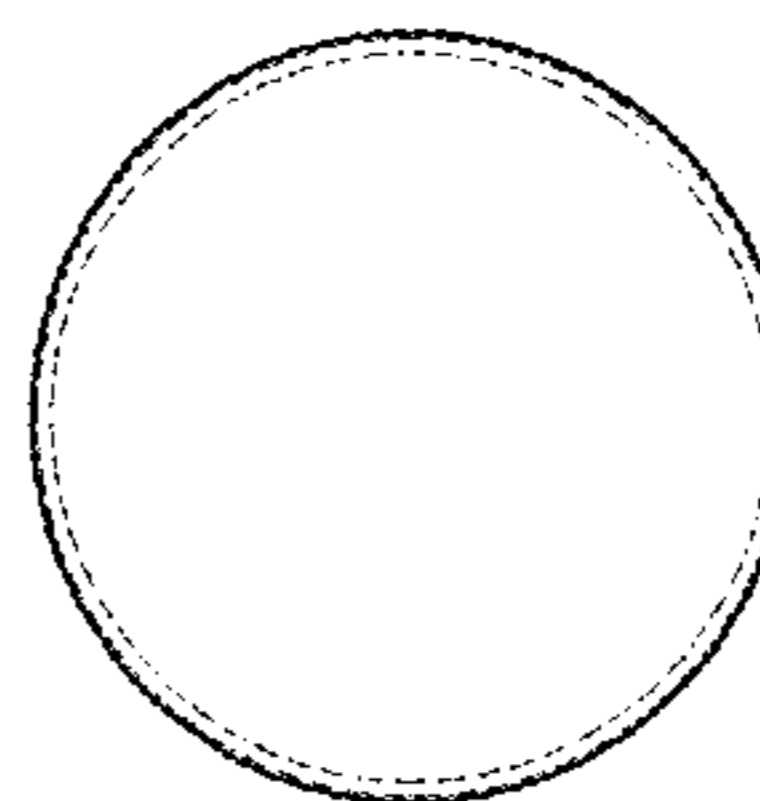


FIG. 8