



US00D891104S

(12) **United States Design Patent**
Lehovetzki et al.

(10) **Patent No.:** **US D891,104 S**
(45) **Date of Patent:** **** *Jul. 28, 2020**

- (54) **KIT BOX**
- (71) Applicant: **Stanley Black & Decker MEA FZE**,
Dubai (AE)
- (72) Inventors: **Axel Lehovetzki**, Les Lilas (FR);
Julian Bignon-Zillhardt, Viry
Chatillon (FR)
- (73) Assignee: **Stanley Black & Decker MEA FZE**,
Dubai (AE)

D393,945 S *	5/1998	Urvoy	D3/276
D418,678 S *	1/2000	Robson	D3/282
D477,913 S *	8/2003	Fang	D3/282
D516,811 S *	3/2006	Kahle	D3/282
D530,914 S *	10/2006	Jansson	D3/282
D572,479 S *	7/2008	Buck	D3/282
D636,996 S *	5/2011	Kokawa	D3/282
D719,352 S *	12/2014	Shitrit	D3/282
D785,938 S *	5/2017	Ou	D3/282
D804,175 S *	12/2017	Nam	D3/282
2005/0109650 A1 *	5/2005	Huang	B25H 3/02 206/372

(*) Notice: This patent is subject to a terminal disclaimer.

* cited by examiner

(**) Term: **15 Years**

Primary Examiner — April Rivas

(21) Appl. No.: **29/632,142**

(74) *Attorney, Agent, or Firm* — Caeden Drayton

(22) Filed: **Jan. 5, 2018**

(30) **Foreign Application Priority Data**

Jul. 7, 2017 (EM) 004093664

(51) **LOC (12) Cl.** **03-01**

(52) **U.S. Cl.**
USPC **D3/282; D3/905**

(58) **Field of Classification Search**
USPC D3/273, 274, 276, 279, 282, 294, 297,
D3/905, 307, 313, 310
CPC B25H 3/00; B25H 3/003; B25H 3/006;
B25H 3/02; H02J 7/0027
See application file for complete search history.

(56) **References Cited**

U.S. PATENT DOCUMENTS

D321,985 S *	12/1991	Ward	D3/282
D358,709 S *	5/1995	Chang	D3/276

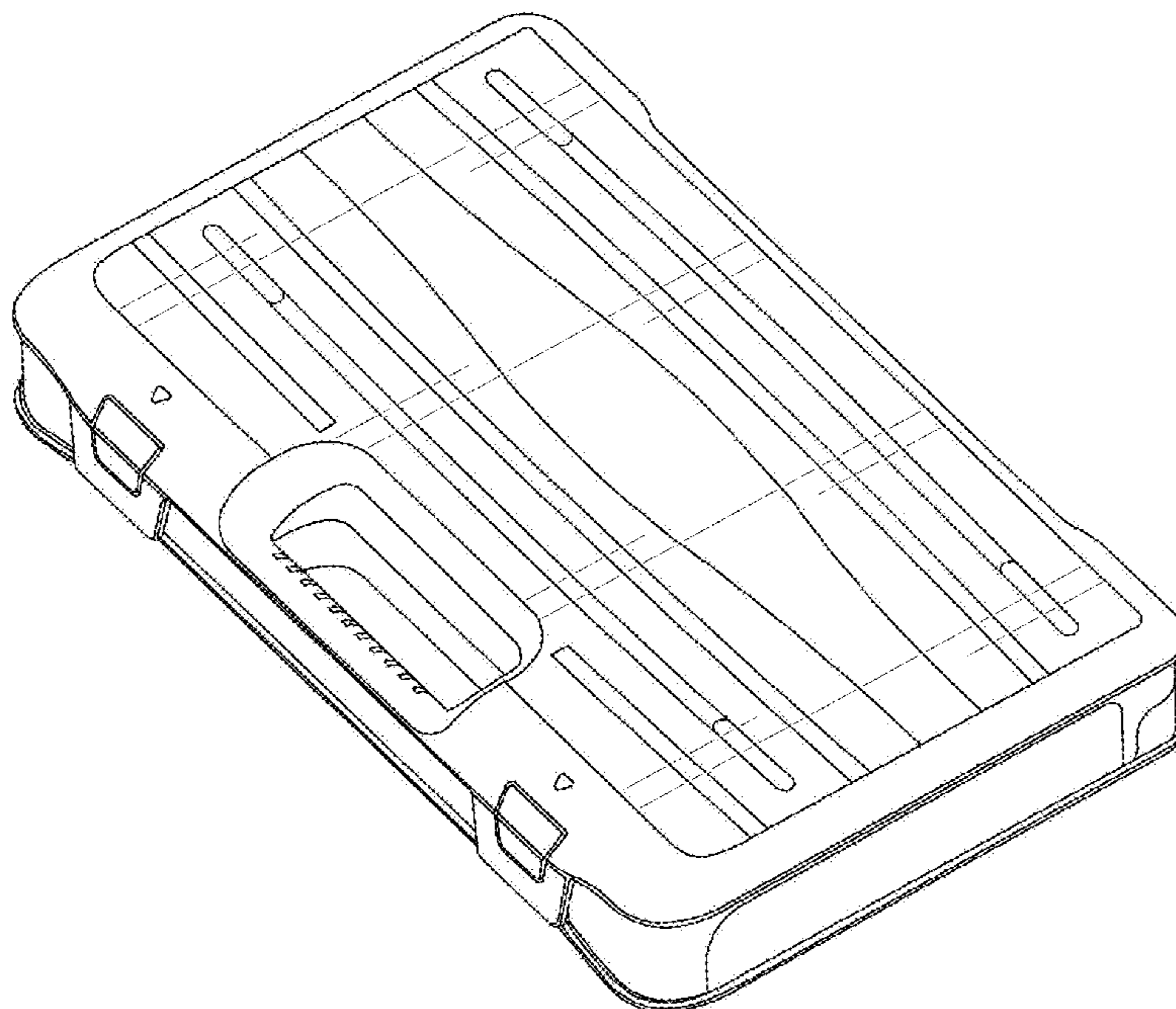
(57) **CLAIM**

The ornamental design for a kit box, as shown and described.

DESCRIPTION

FIG. 1 is a top perspective view of a kit box, according to the present invention;
FIG. 2 is a front view of the kit box of FIG. 1;
FIG. 3 is a rear view of the kit box of FIG. 1;
FIG. 4 is a left side view of the kit box of FIG. 1;
FIG. 5 is a right side view of the kit box of FIG. 1;
FIG. 6 is a top plan view of the kit box of FIG. 1; and,
FIG. 7 is a bottom plan view of the kit box of FIG. 1.
The broken lines illustrate portions of the kit box and form no part of the claimed design.

1 Claim, 5 Drawing Sheets



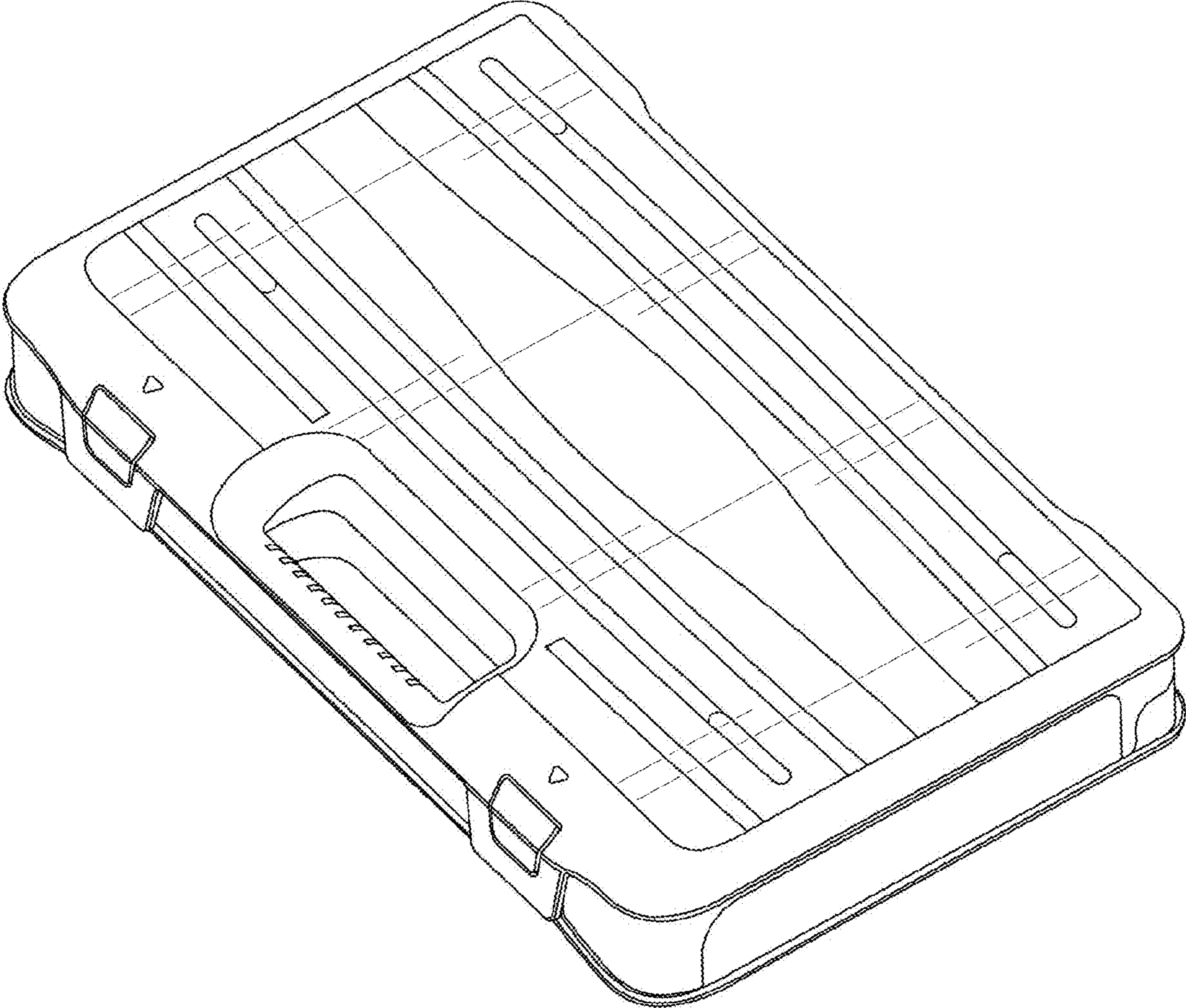


FIG. 1

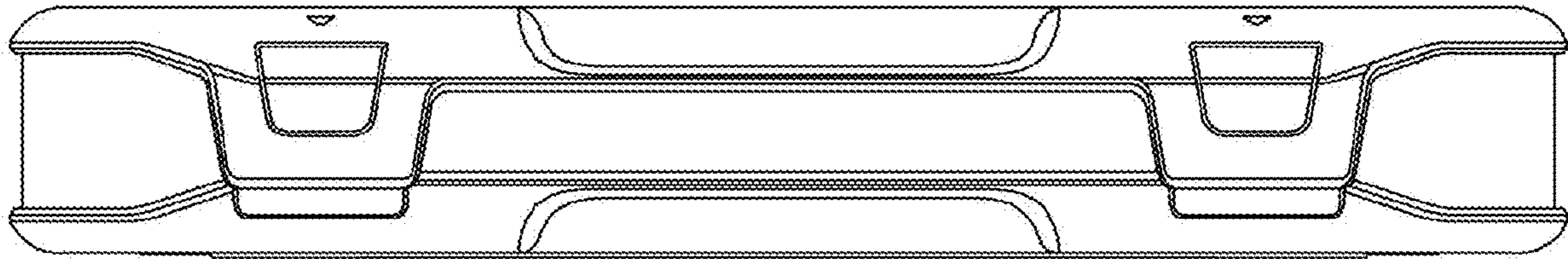


FIG. 2




FIG. 3




FIG. 4




FIG. 5

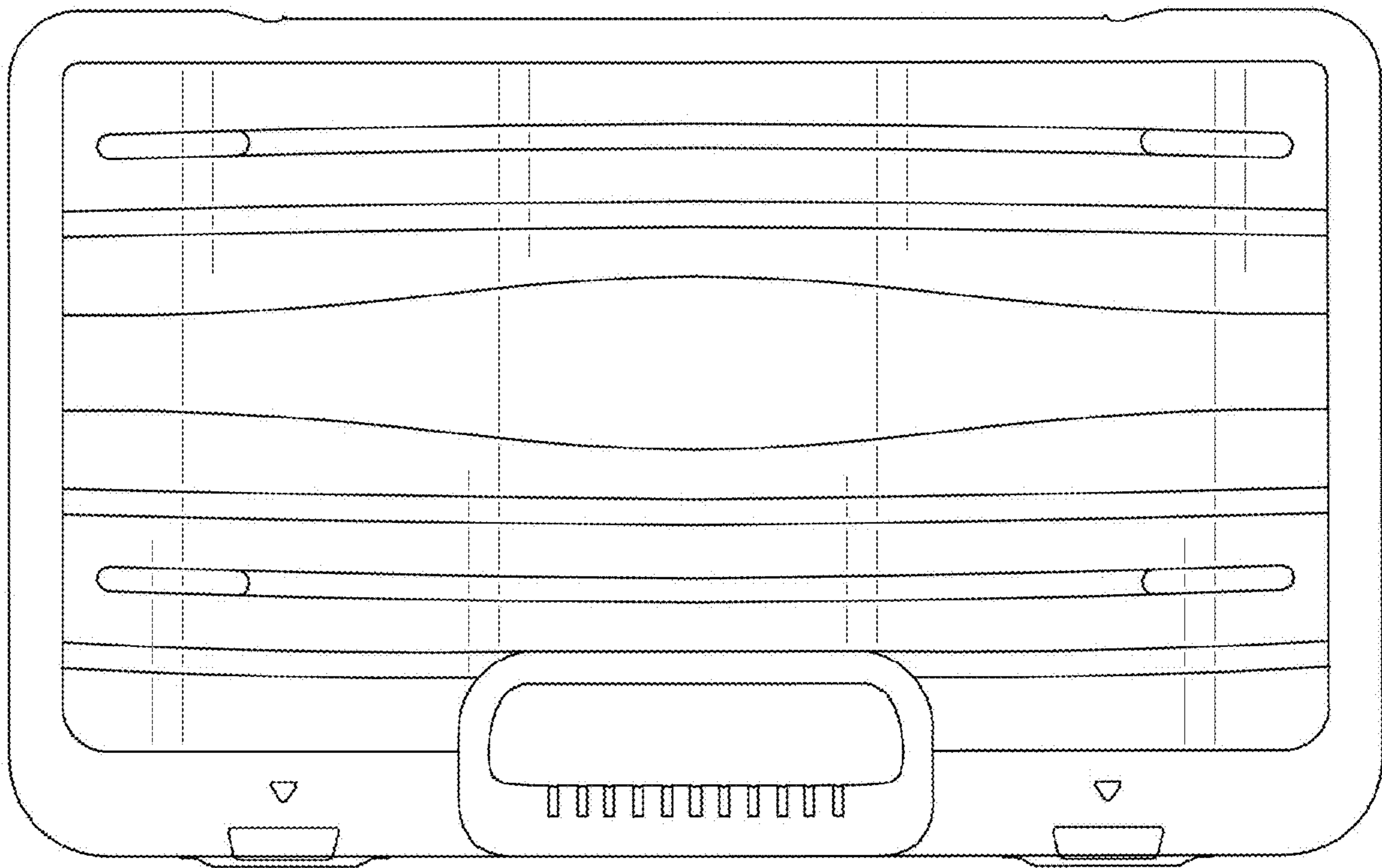


FIG. 6

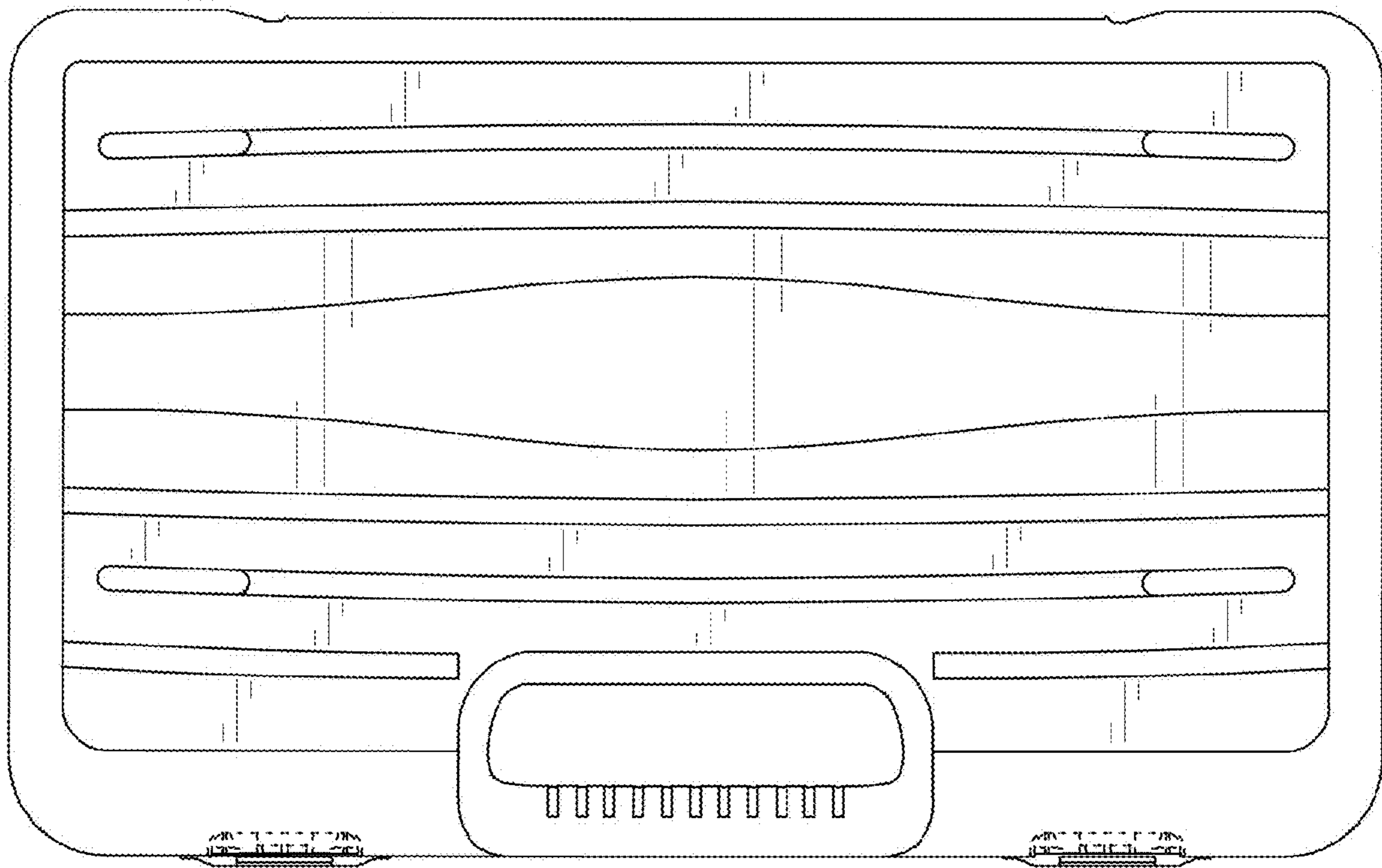


FIG. 7