



US00D891082S

(12) **United States Design Patent**
Wan

(10) **Patent No.:** **US D891,082 S**

(45) **Date of Patent:** **** *Jul. 28, 2020**

- (54) **PILLBOX**
- (71) Applicant: **Qualife Hong Kong Limited,**
Kowloon, Hong Kong (CN)
- (72) Inventor: **Tang Lung Wan,** Hong Kong (CN)
- (73) Assignee: **QUALIFE HONG KONG LIMITED,**
Lai Chi Kok, Kowloon (HK)
- (*) Notice: This patent is subject to a terminal disclaimer.
- (**) Term: **15 Years**
- (21) Appl. No.: **29/656,222**
- (22) Filed: **Jul. 11, 2018**

- D259,858 S * 7/1981 Finkel D9/418
- 4,378,885 A * 4/1983 Leopoldi B65D 83/0481
206/540
- D278,513 S * 4/1985 Ebeling D3/203.3
- 4,572,376 A * 2/1986 Wrennall A61J 7/04
206/534
- D298,512 S * 11/1988 Gotlib D3/203.4
- D304,870 S * 11/1989 Mason D30/115
- D328,703 S * 8/1992 Klumpyan D3/203.4
- 5,154,296 A * 10/1992 Cutler B65D 83/0454
206/533
- D342,671 S * 12/1993 Elliott D3/203.4
- D358,986 S * 6/1995 Heyl D9/417
- D359,448 S * 6/1995 Aronson D9/423
- 5,762,199 A * 6/1998 Aguilera B65D 83/0454
206/533
- 5,782,359 A * 7/1998 McAllister B65D 41/06
206/1.5
- D398,444 S * 9/1998 Ricci D3/203.2

(Continued)

(30) **Foreign Application Priority Data**

May 31, 2018 (HK) 1801001.3

(51) **LOC (12) Cl.** **03-01**

(52) **U.S. Cl.**
USPC **D3/203.2**

(58) **Field of Classification Search**
USPC D3/201, 203.1, 203.2, 203.3, 203.4,
D3/203.6, 203.8; D9/730, 731, 418, 428
CPC B65D 83/0481; B65D 83/04;
B65D 83/0454; B65D 2583/04
See application file for complete search history.

(56) **References Cited**

U.S. PATENT DOCUMENTS

- 3,334,731 A * 8/1967 Dale A61J 7/04
206/534
- 4,164,301 A * 8/1979 Thayer B65D 83/0454
206/534
- 4,261,468 A * 4/1981 Krebs B65D 83/0454
206/538
- 4,262,802 A * 4/1981 Laauwe A61J 1/03
206/540

Primary Examiner — John Windmuller

Assistant Examiner — Steven J Czyz

(74) *Attorney, Agent, or Firm* — Tarolli, Sundheim,
Covell & Tummino LLP

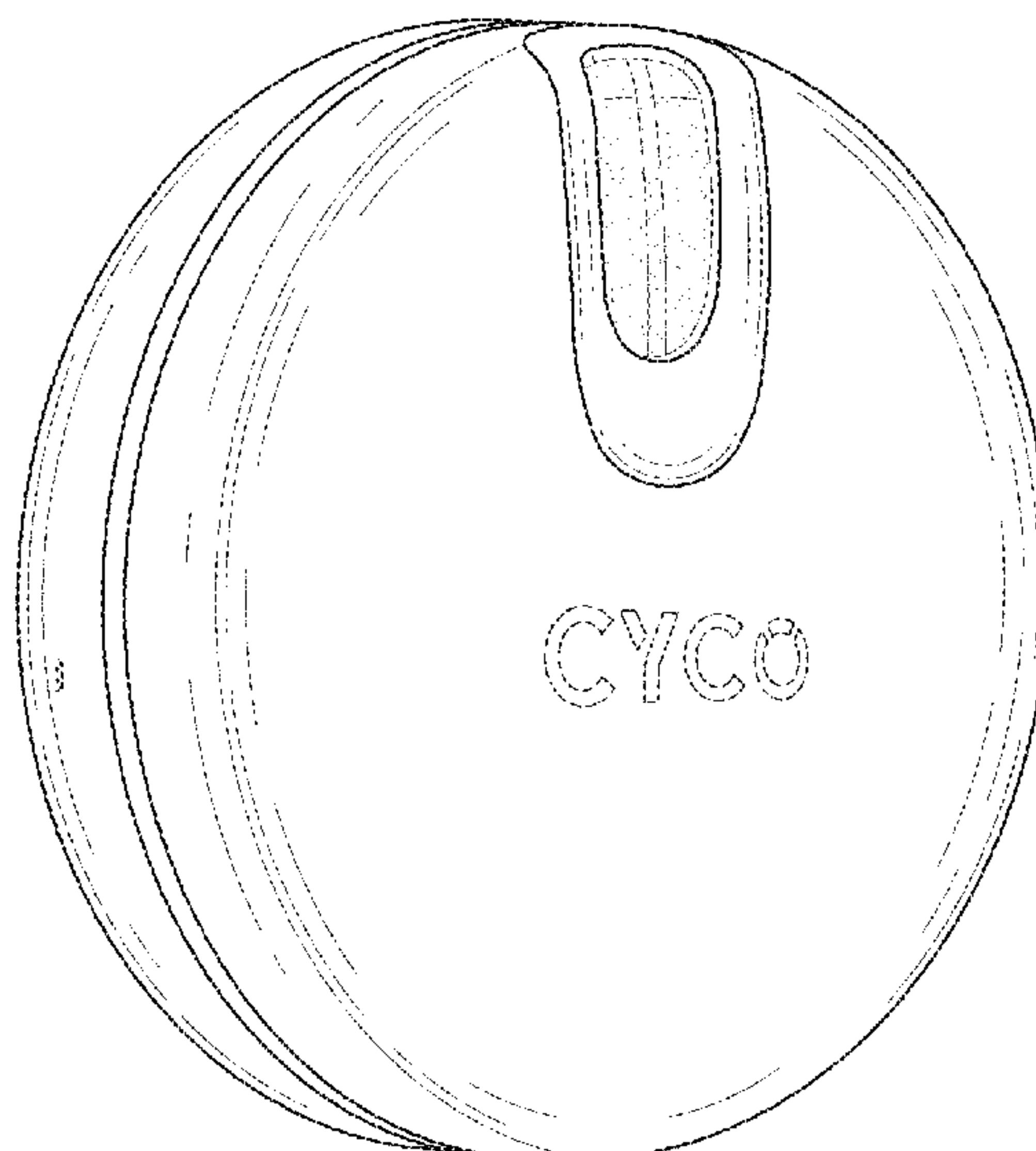
(57) **CLAIM**

The ornamental design for a pillbox, as shown and described.

DESCRIPTION

FIG. 1 is a top perspective view of a pillbox of the present invention;
 FIG. 2 is a top view thereof;
 FIG. 3 is a bottom view thereof;
 FIG. 4 is a front view thereof;
 FIG. 5 is a back view thereof;
 FIG. 6 is a left side view thereof; and,
 FIG. 7 is a right side view thereof.
 The broken lines depict portions of the article that form no part of the claimed design.

1 Claim, 7 Drawing Sheets



(56)

References Cited

U.S. PATENT DOCUMENTS

D412,130 S * 7/1999 Alaghband D10/106.1
 6,126,010 A * 10/2000 Kogen A45F 3/20
 206/218
 D440,037 S * 4/2001 Bharaj 24/3.6
 D442,086 S * 5/2001 Mozes D9/434
 D451,666 S * 12/2001 Zastrow D3/203.3
 6,382,410 B1 * 5/2002 Magid B65D 43/18
 206/38.1
 D458,016 S * 6/2002 Christianson D3/203.4
 D463,102 S * 9/2002 Rosado D3/203.3
 D473,786 S * 4/2003 Chue D3/203.4
 6,545,592 B2 * 4/2003 Weiner A61J 1/03
 220/212
 D488,618 S * 4/2004 Wekstein D3/203.3
 6,789,497 B1 * 9/2004 Aiken G09F 11/23
 116/308
 D501,310 S * 2/2005 Smarte D3/203.2
 7,100,793 B2 * 9/2006 Baum A61J 7/0481
 221/15
 7,128,213 B2 * 10/2006 Tung A61J 7/04
 206/538
 7,147,127 B2 * 12/2006 Lepke B65D 83/0454
 221/4
 7,159,720 B2 * 1/2007 Pearson B65D 83/04
 206/533

D547,940 S * 8/2007 Sandy D3/203.2
 D552,277 S * 10/2007 Chue D26/37
 D563,095 S * 3/2008 Sabbag D3/203.3
 7,543,718 B2 * 6/2009 Simon A61J 7/0084
 221/13
 D600,441 S * 9/2009 Estrada D3/203.3
 D621,603 S * 8/2010 Traylor D3/203.2
 7,854,326 B1 * 12/2010 Beckett B65D 83/0454
 206/534
 D634,714 S * 3/2011 Kim D13/162
 8,033,422 B2 * 10/2011 Estrada B65D 50/04
 221/154
 8,136,666 B2 * 3/2012 Goldman B65D 83/0454
 206/534
 D663,113 S * 7/2012 Simms D3/203.3
 8,579,116 B2 * 11/2013 Pether B65D 50/068
 116/201
 D708,434 S * 7/2014 Deeb D3/203.3
 8,857,617 B2 * 10/2014 Balakier A61J 7/04
 206/528
 D717,038 S * 11/2014 Lee D3/203.3
 8,982,672 B2 * 3/2015 Rader A01K 27/006
 340/309.16
 D746,046 S * 12/2015 Lee D3/203.3
 9,448,096 B2 * 9/2016 Lacasse G01F 11/24
 D785,314 S * 5/2017 Noble D3/203.2

* cited by examiner

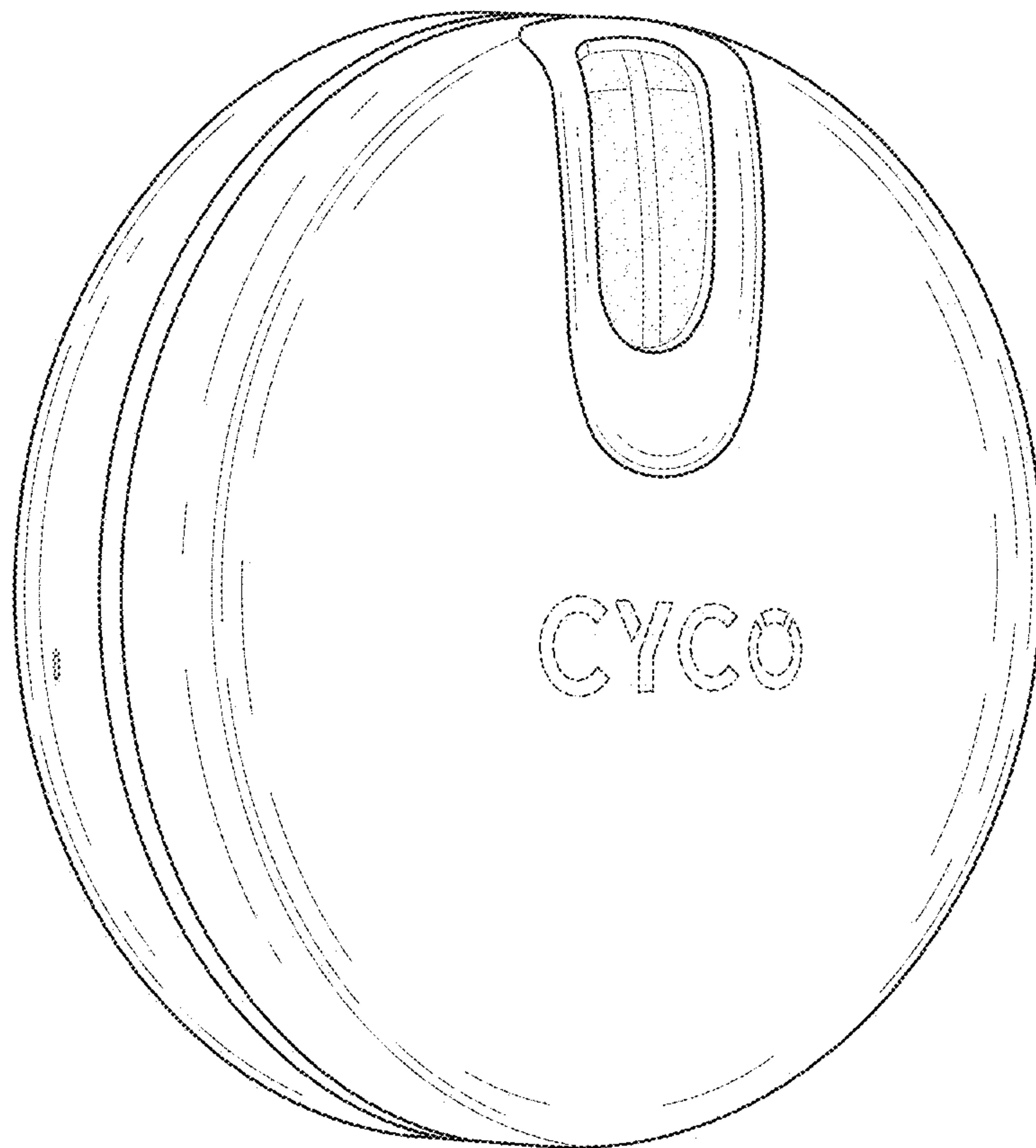


FIG. 1



FIG. 2

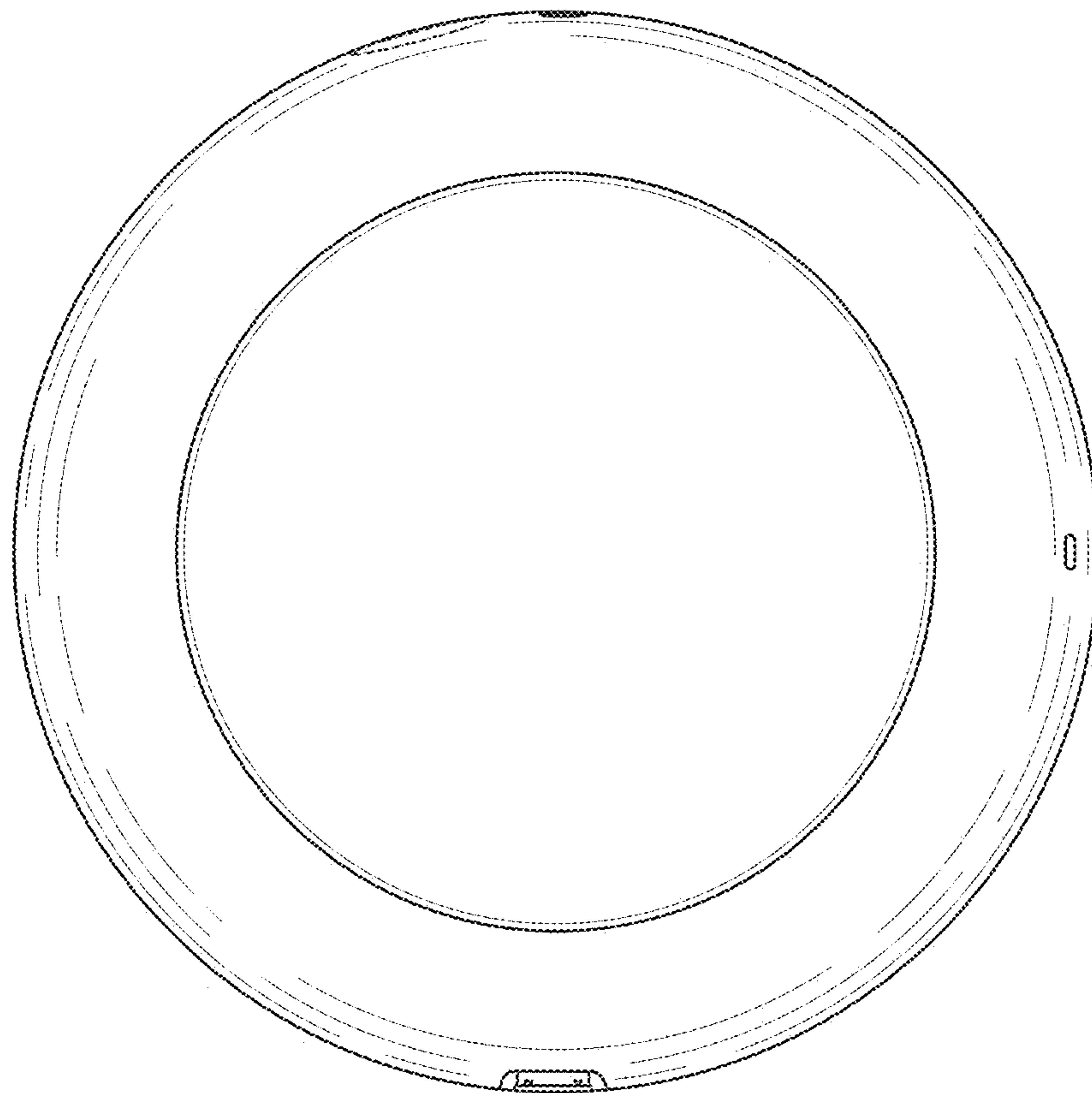


FIG. 3

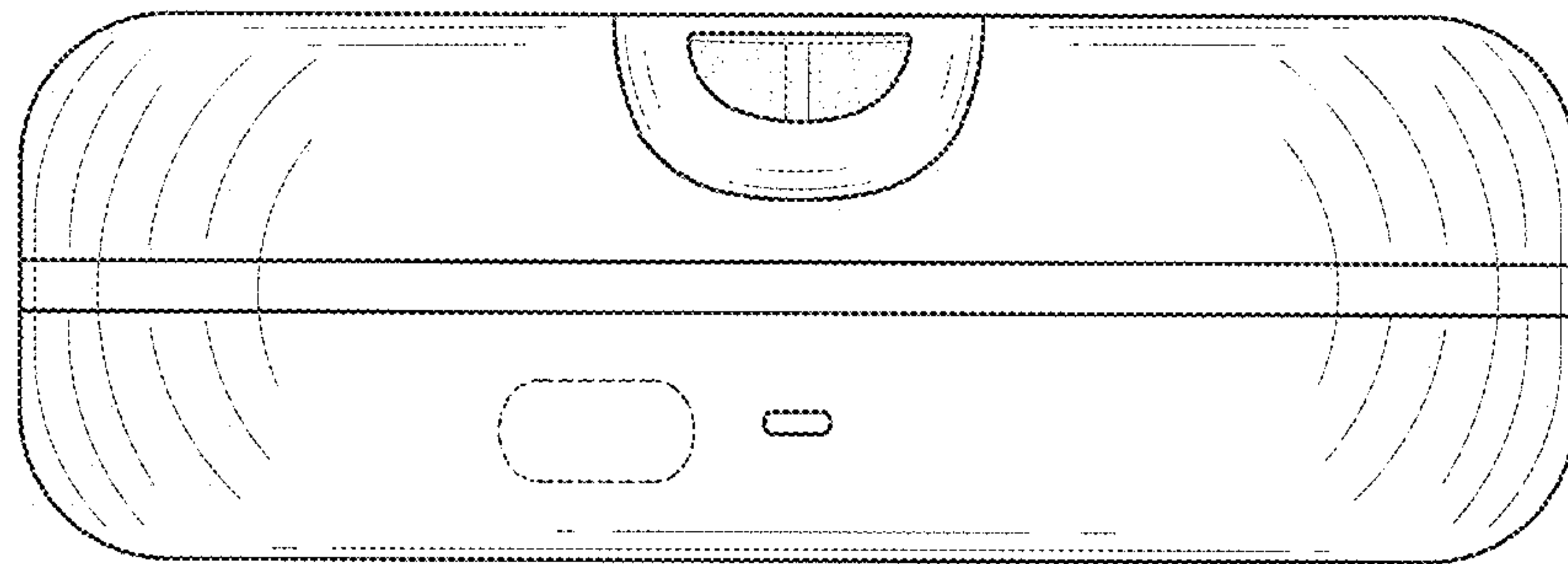


FIG. 4

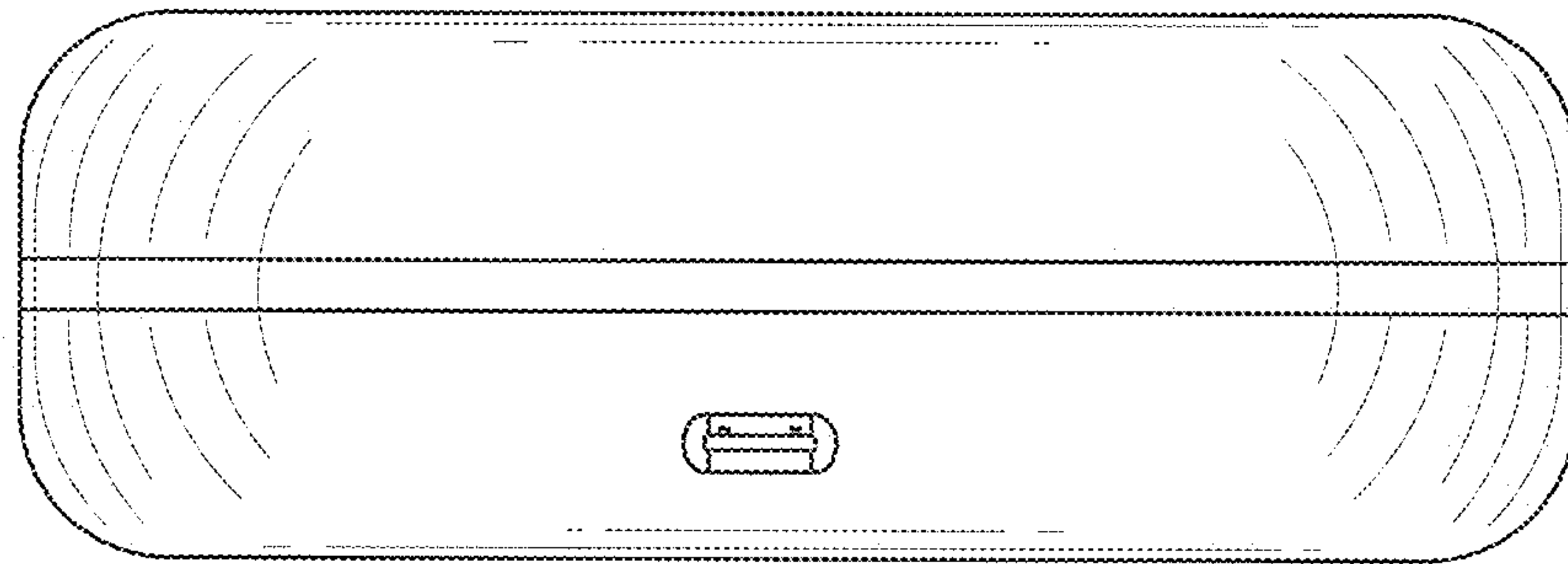


FIG. 5

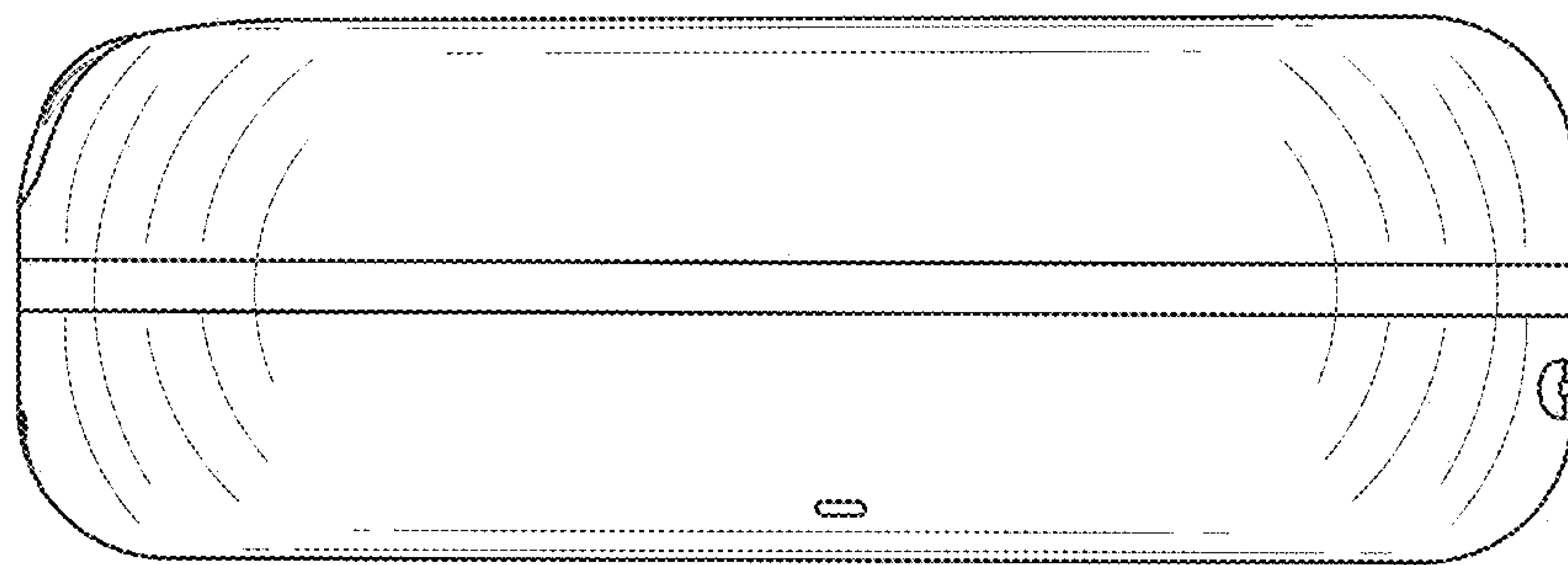


FIG. 6

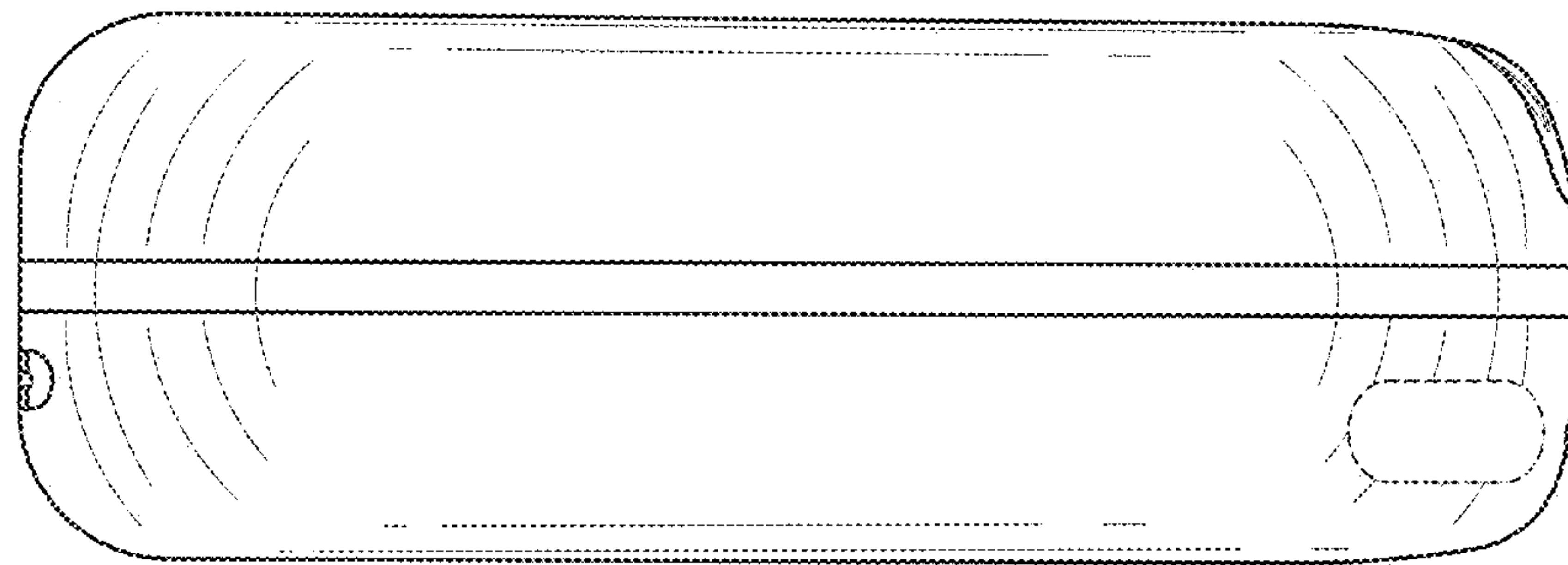


FIG. 7