



US00D891076S

(12) **United States Design Patent**
Reilly

(10) **Patent No.:** **US D891,076 S**
(45) **Date of Patent:** **** Jul. 28, 2020**

- (54) **SHOE BUCKLE**
- (71) Applicant: **JW Reilly, LLC**, North Andover, MA (US)
- (72) Inventor: **Judith W. Reilly**, North Andover, MA (US)
- (73) Assignee: **JW Reilly, LLC**, North Andover, MA (US)
- (**) Term: **15 Years**
- (21) Appl. No.: **29/676,010**
- (22) Filed: **Jan. 7, 2019**

- D129,300 S 9/1941 Sutcliffe
- D131,552 S 3/1942 Julianelli et al.
- D136,913 S * 12/1943 Keyes D2/922
- 3,564,736 A * 2/1971 Cunningham A43B 3/0078
36/1
- D406,177 S * 2/1999 Milroy D2/976
- 6,729,058 B2 * 5/2004 Ferguson G09F 3/207
2/245
- D548,432 S * 8/2007 Martin D11/3
- D550,430 S * 9/2007 Martin, Jr. D11/3
- D579,194 S * 10/2008 Caylor D2/946
- D582,143 S * 12/2008 Guers-Neyraud D2/946
- D597,827 S * 8/2009 Brassard D8/395
- D601,335 S * 10/2009 Schwartz D2/925
- D627,146 S * 11/2010 Kantor D2/976
- D630,425 S * 1/2011 Olaverri D2/976
- D643,328 S * 8/2011 Babyak D11/1
- D667,212 S * 9/2012 Reilly D2/976
- D670,918 S * 11/2012 Benjamin D5/63
- D682,665 S * 5/2013 Meyer D8/395
- D724,487 S * 3/2015 Dighton D11/222

Related U.S. Application Data

- (62) Division of application No. 29/598,031, filed on Mar. 22, 2017, now Pat. No. Des. 837,506.
- (51) **LOC (12) Cl.** **02-99**
- (52) **U.S. Cl.**
USPC **D2/976**
- (58) **Field of Classification Search**
USPC D2/896, 946, 976, 978; D11/40, 47, 86,
D11/87, 93, 231, 218, 220, 222, 201,
D11/206; 24/163 K, 163 R, 168, 169,
24/198, 199, 455; 36/136, 45, 137, 50.1
CPC A43B 23/24; A43B 11/00; A43B 11/001;
A43B 11/005; A43B 11/006; A43B 11/06
See application file for complete search history.

References Cited

U.S. PATENT DOCUMENTS

- 1,053,974 A 2/1913 Cohen
- D53,751 S * 8/1919 Rivelis D2/976
- 1,333,466 A * 3/1920 Colby A43B 3/0078
2/245
- D91,613 S 2/1934 De Liso
- D92,306 S 5/1934 Heil

(Continued)

Primary Examiner — Elizabeth J Oswecki

(74) *Attorney, Agent, or Firm* — Nutter McClennen & Fish LLP

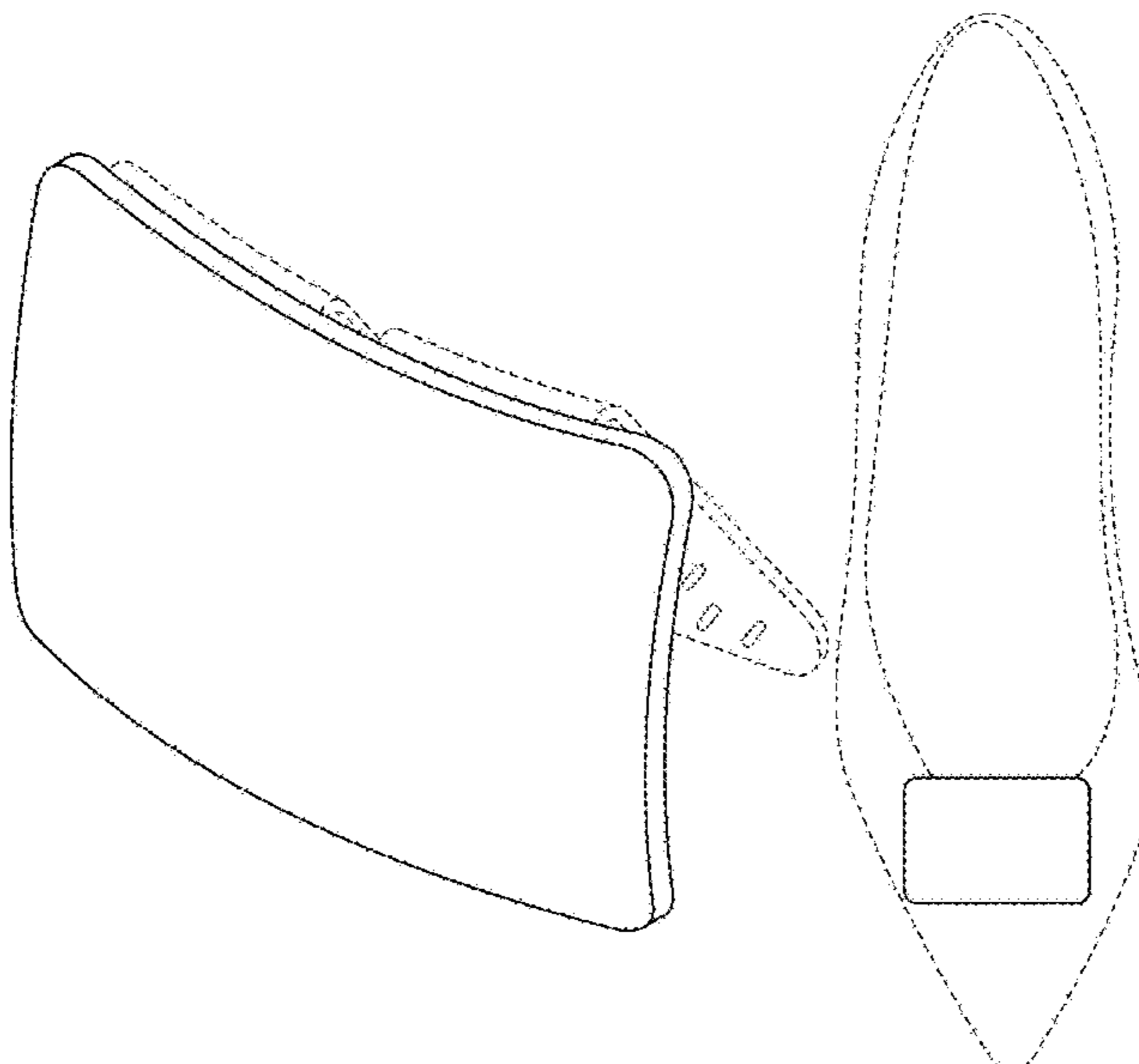
(57) **CLAIM**

The ornamental design for a shoe buckle, as shown and described.

DESCRIPTION

FIG. 1 is a front perspective view of a shoe buckle showing my new design;
 FIG. 2 is a rear view thereof;
 FIG. 3 is a front view thereof;
 FIG. 4 is a right side view thereof;
 FIG. 5 is a left side view thereof;
 FIG. 6 is a top view thereof; and,
 FIG. 7 is a front view thereof, shown in a used condition on a shoe shown in broken lines.

1 Claim, 7 Drawing Sheets



(56)

References Cited

U.S. PATENT DOCUMENTS

D728,214 S *	5/2015	Harvey	D2/976
D737,564 S *	9/2015	Hamilton	D2/976
D765,965 S *	9/2016	Kaupelis	D2/976
D818,357 S *	5/2018	Cummings	D8/394
D837,506 S	1/2019	Reilly	
2008/0086917 A1 *	4/2008	Carrillo	A43B 3/0078 36/136

* cited by examiner

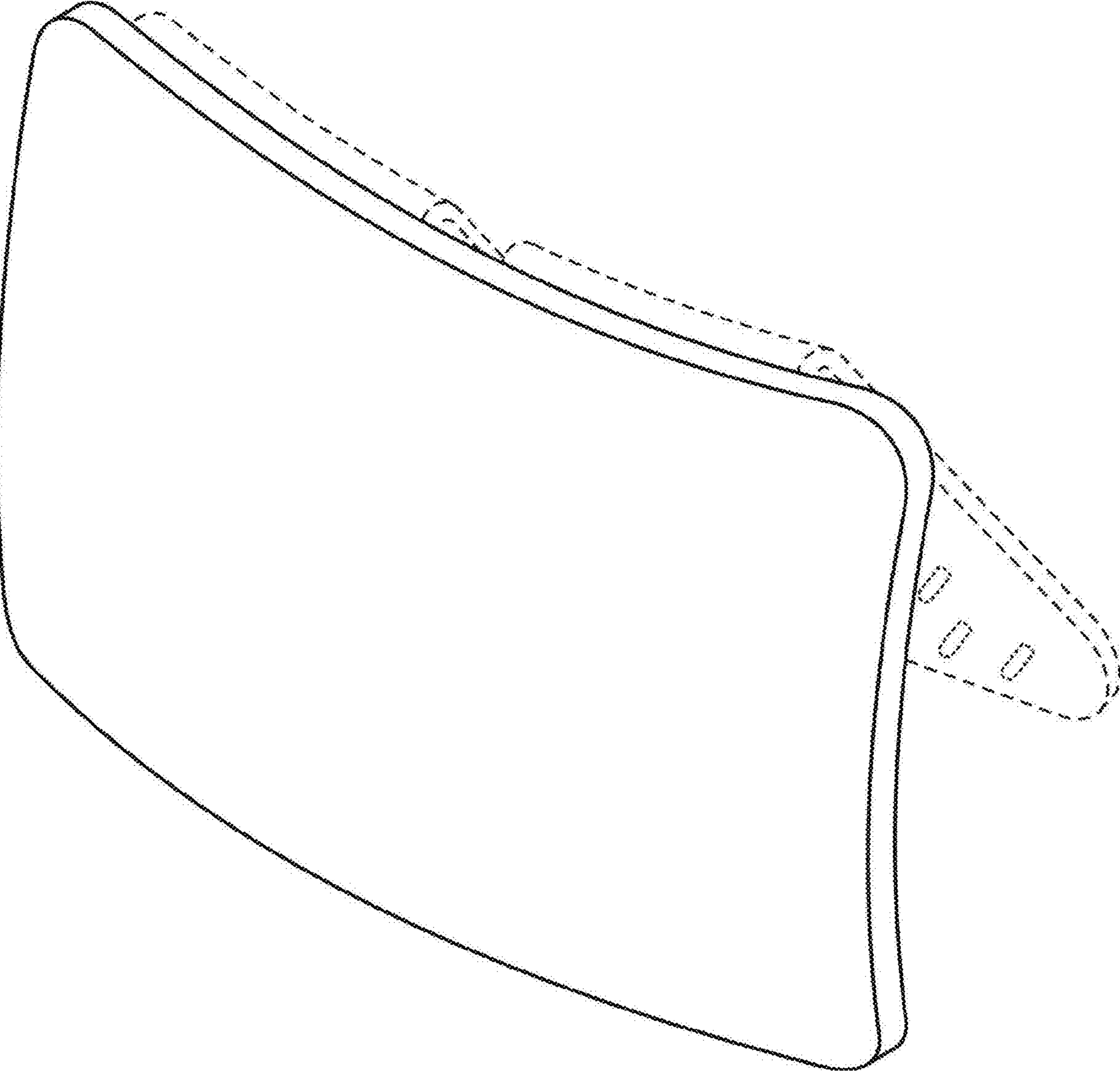


FIG. 1

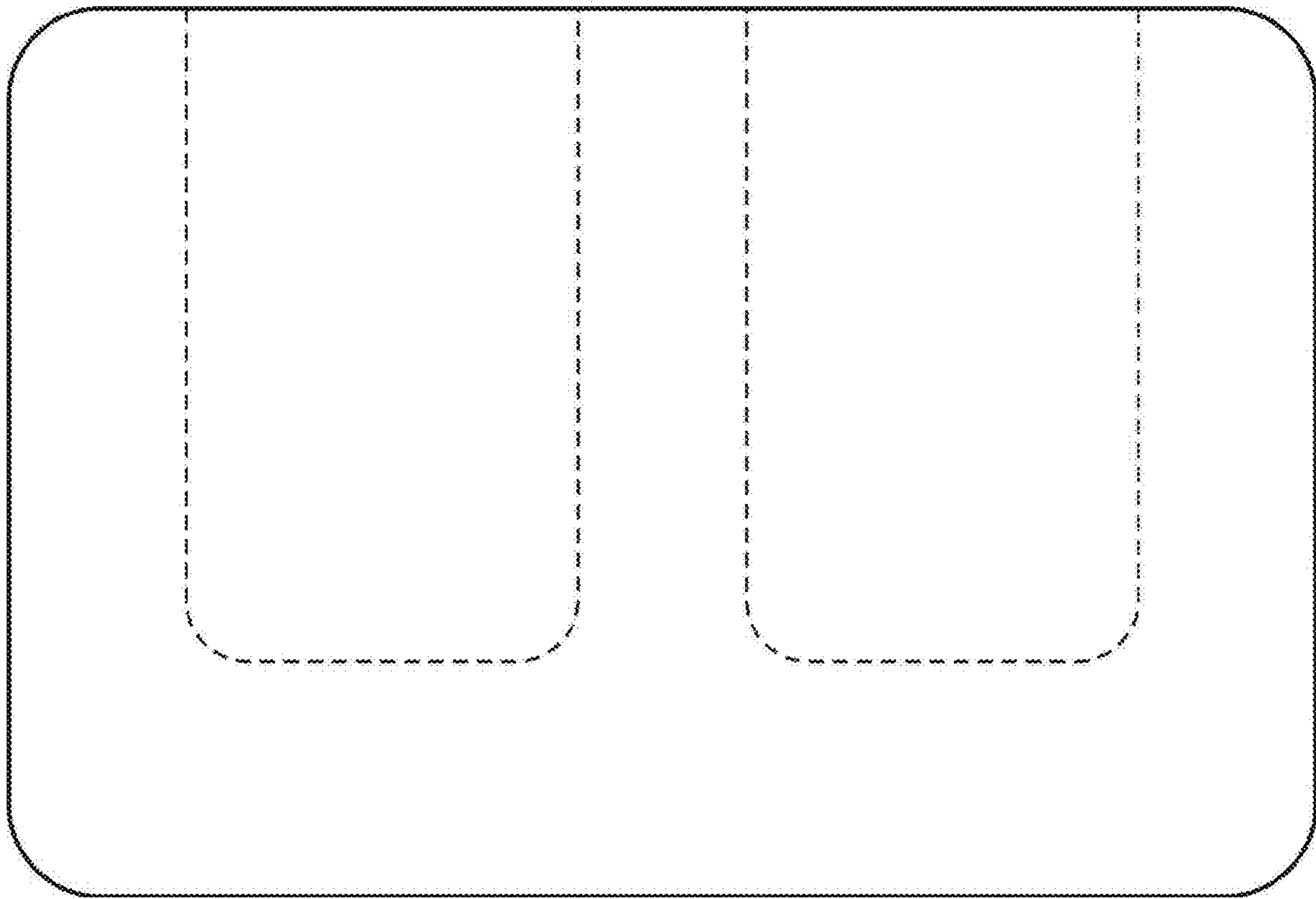


FIG. 2




FIG. 3

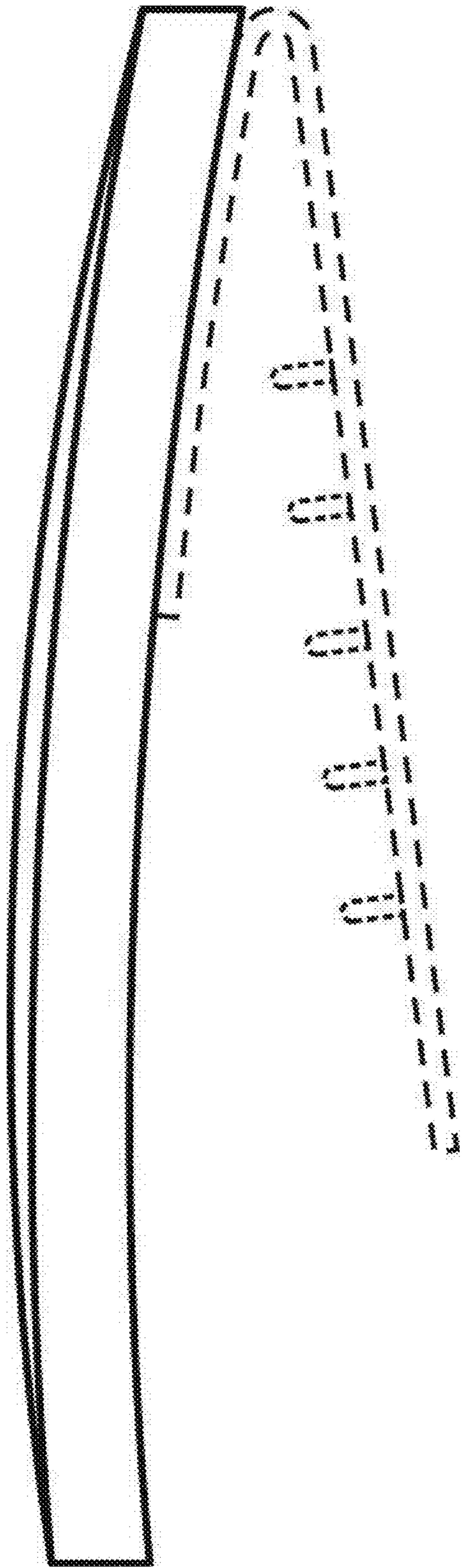


FIG. 4

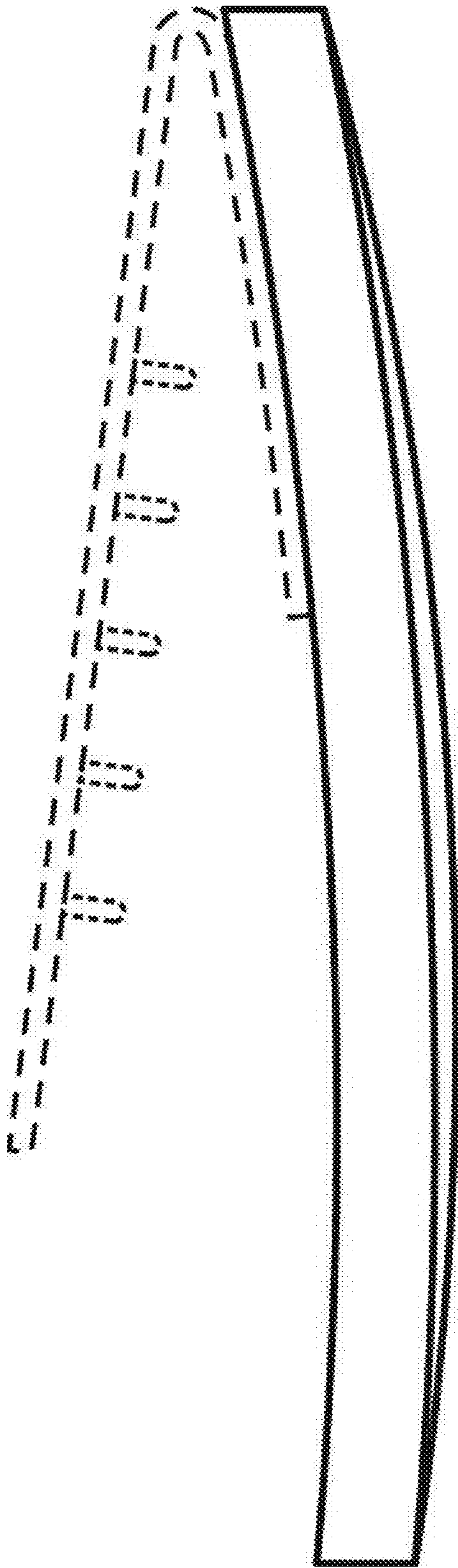


FIG. 5

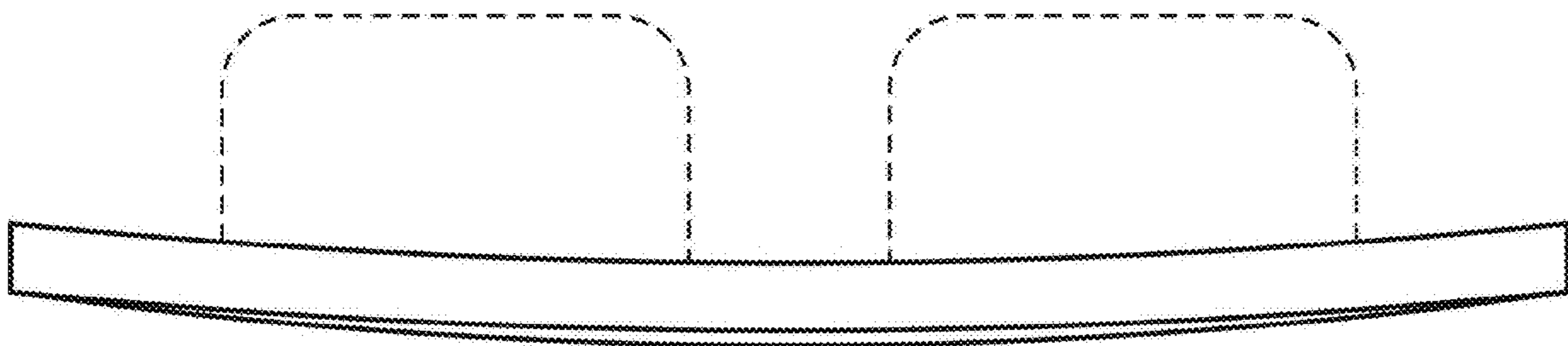


FIG. 6




FIG. 7