



US00D891069S

(12) **United States Design Patent**  
**Jenkins et al.**

(10) **Patent No.:** **US D891,069 S**

(45) **Date of Patent:** **\*\* Jul. 28, 2020**

(54) **SHOE**

(71) Applicant: **Cole Haan LLC**, New York, NY (US)

(72) Inventors: **Kyle Jenkins**, Greenland, NH (US);  
**Joseph Benedetto**, Greenland, NH (US)

(73) Assignee: **COLE HAAN LLC**, New York, NY  
(US)

(\*\*) Term: **15 Years**

(21) Appl. No.: **29/649,647**

(22) Filed: **May 31, 2018**

(51) **LOC (12) Cl.** ..... **02-04**

(52) **U.S. Cl.**  
USPC ..... **D2/969**

(58) **Field of Classification Search**  
USPC ..... D2/896, 897, 900, 902, 904, 906-908,  
D2/923, 925-942, 969, 971-974; D5/47,  
D5/49, 50, 53, 54, 56, 60  
CPC ... A43B 13/181; A43B 13/141; A43B 13/186;  
A43B 13/188; A43B 23/00; A43B 23/02;  
A43B 5/00; A43B 23/26; A43B 1/04;  
A43B 11/14; A43B 7/00; A43B 3/12;  
A43B 3/00; A43C 3/00; A43C 5/00;  
A43C 7/00; A43C 11/004  
See application file for complete search history.

(56) **References Cited**

**U.S. PATENT DOCUMENTS**

D107,676 S \* 12/1937 Cook ..... D2/923  
D115,923 S \* 8/1939 Grosvenor ..... D2/923  
D119,654 S \* 3/1940 Chedekel ..... D2/923  
D143,391 S \* 1/1946 Barlow ..... D2/923

D147,356 S \* 8/1947 Stritter ..... D2/923  
D173,980 S \* 2/1955 Evins ..... D2/971  
D267,676 S \* 1/1983 Allen ..... D2/923  
D511,611 S \* 11/2005 Della Valle ..... D2/923  
D650,975 S \* 12/2011 Menghi ..... D2/923  
D740,532 S \* 10/2015 Steinweis ..... D2/923  
D784,664 S \* 4/2017 Leva ..... D2/923  
D811,059 S \* 2/2018 Matsuo ..... D2/923  
D813,505 S \* 3/2018 Brown ..... D2/923  
D841,947 S \* 3/2019 Grinstead ..... D2/923  
D842,592 S \* 3/2019 Radabaugh ..... D2/923  
D857,355 S \* 8/2019 Hardy ..... D2/923

\* cited by examiner

*Primary Examiner* — Dominic V Simone

(74) *Attorney, Agent, or Firm* — Thompson Coburn LLP

(57) **CLAIM**

The ornamental design for a shoe, as shown and described.

**DESCRIPTION**

FIG. 1 is a first perspective view of a shoe showing our new design;  
FIG. 2 is a right side view thereof;  
FIG. 3 is a left side view thereof;  
FIG. 4 is a top view thereof;  
FIG. 5 is a bottom view thereof;  
FIG. 6 is a rear view thereof; and,  
FIG. 7 is a front view thereof.  
The broken lines immediately adjacent the photographic area represent unclaimed boundaries of the design. The broken lines showing the remainder of the shoe are for environmental purposes only and form no part of the claimed design. Color is unclaimed and forms no part of the claimed design.

**1 Claim, 7 Drawing Sheets**






FIG. 1

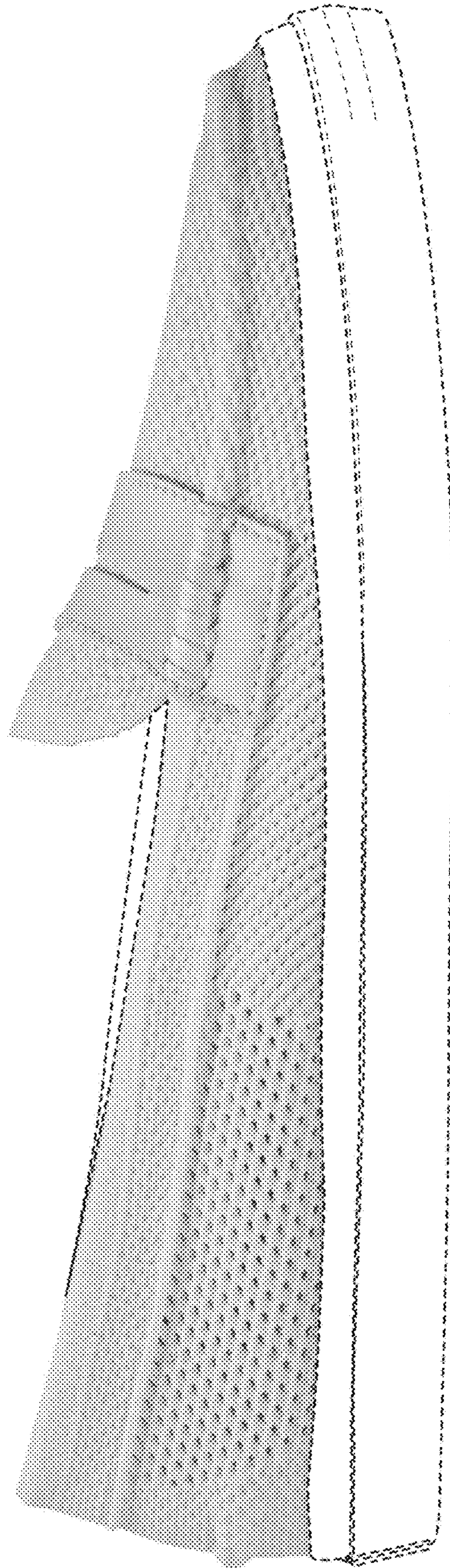


FIG. 2

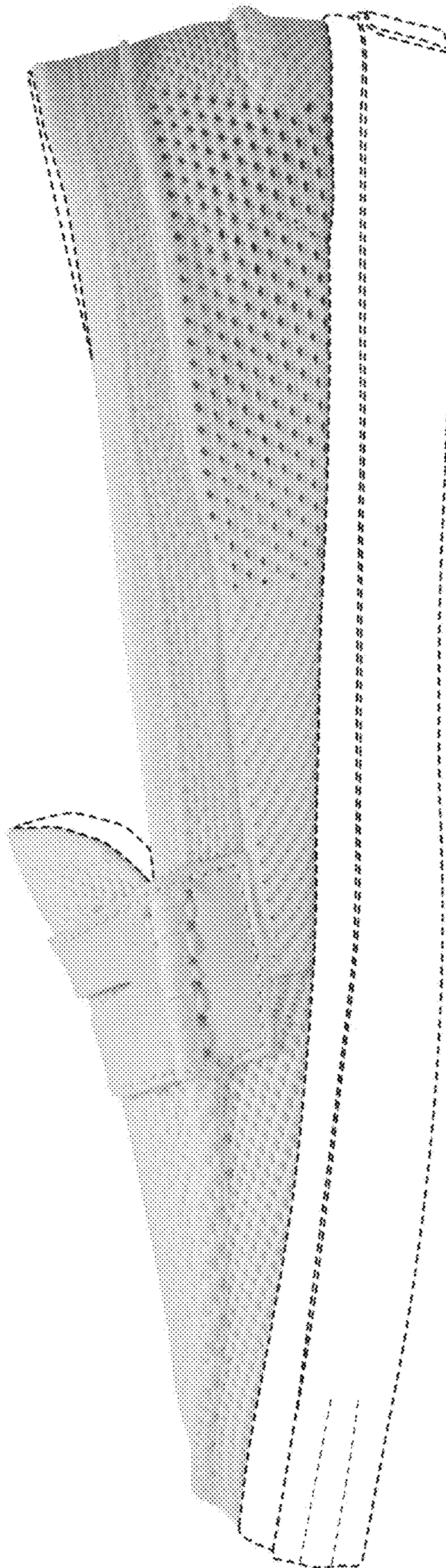


FIG. 3

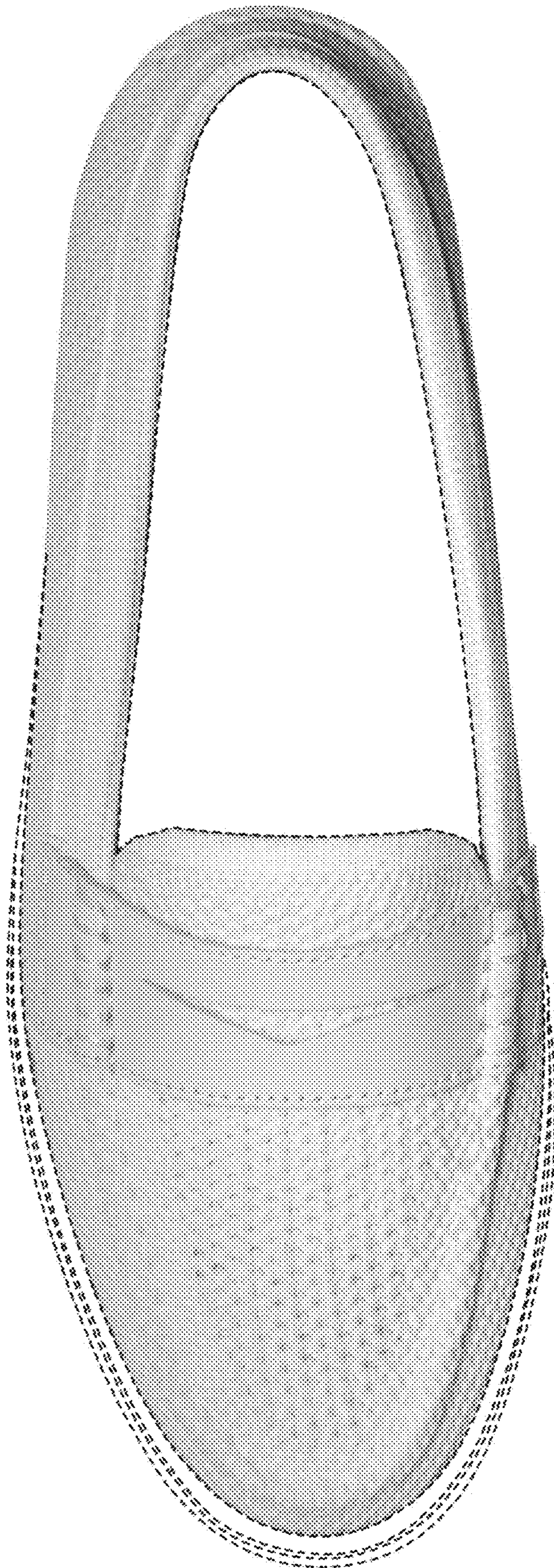


FIG. 4

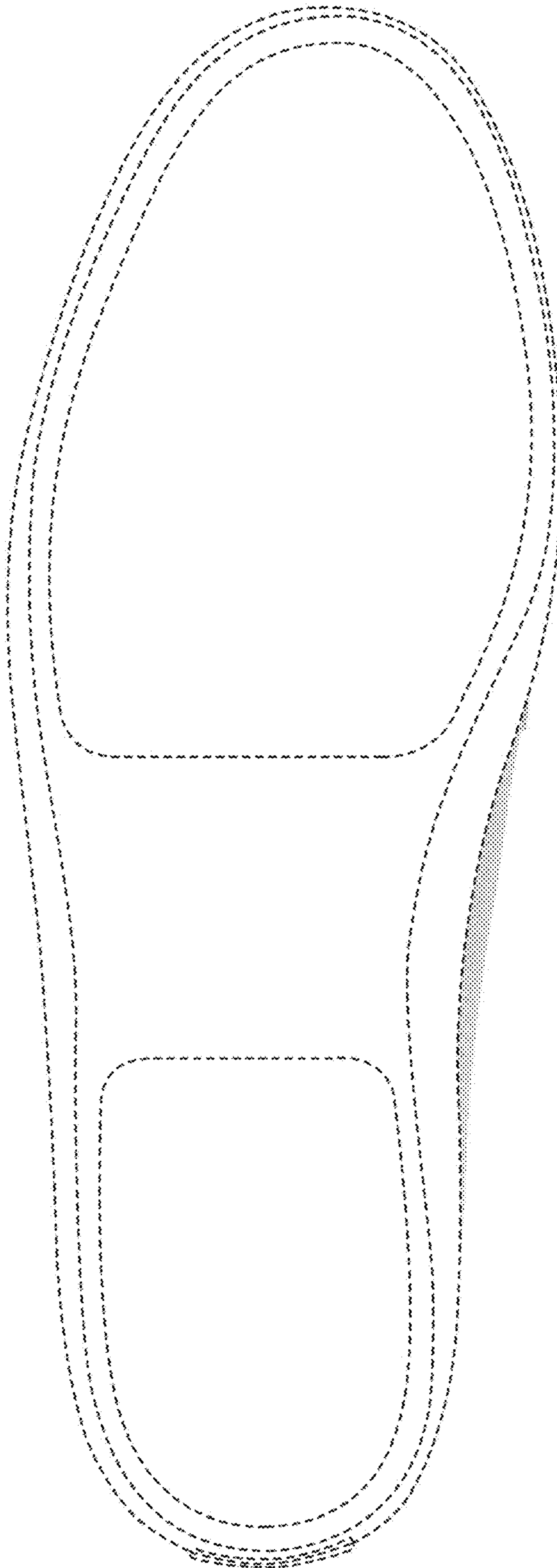


FIG. 5

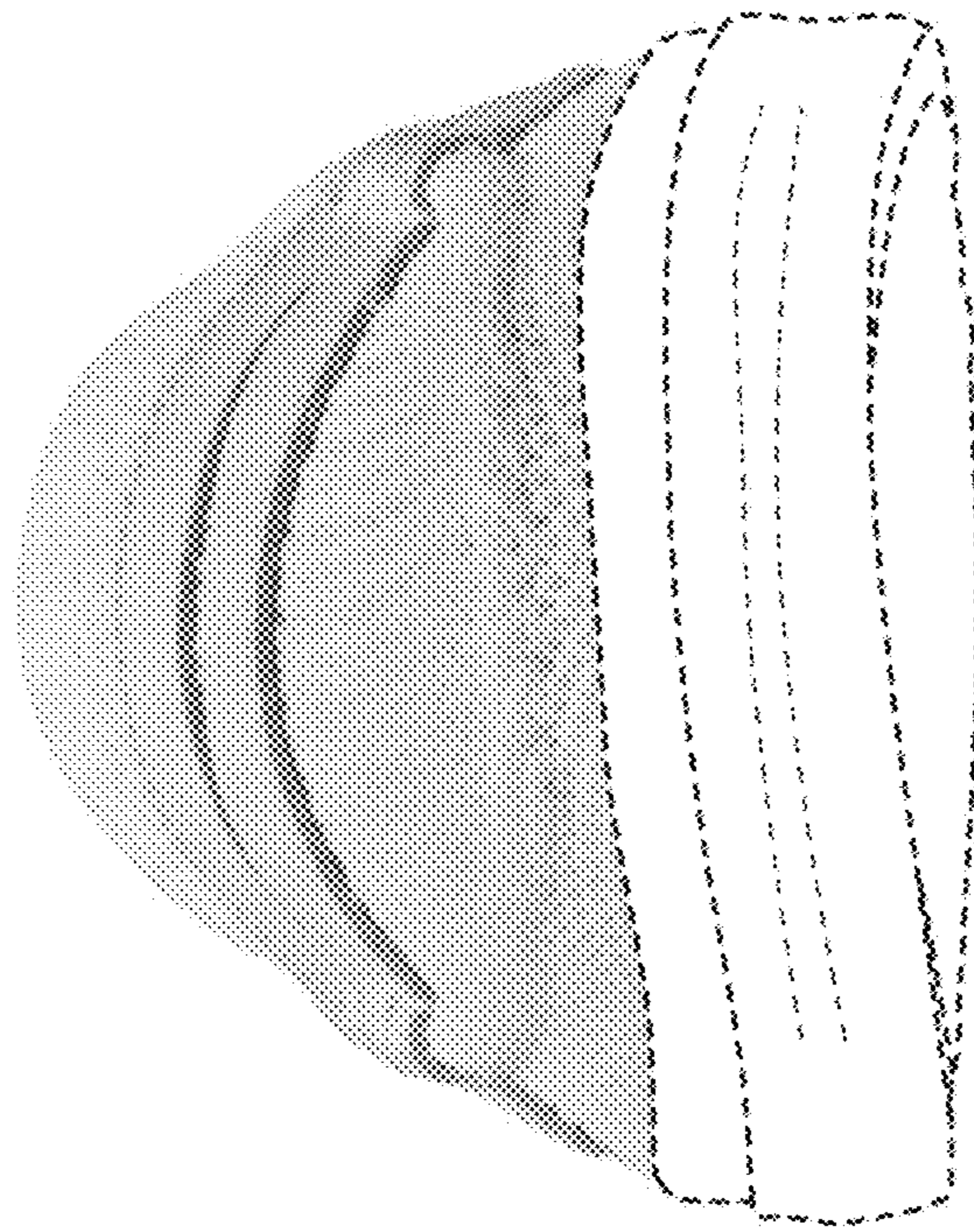


FIG. 6

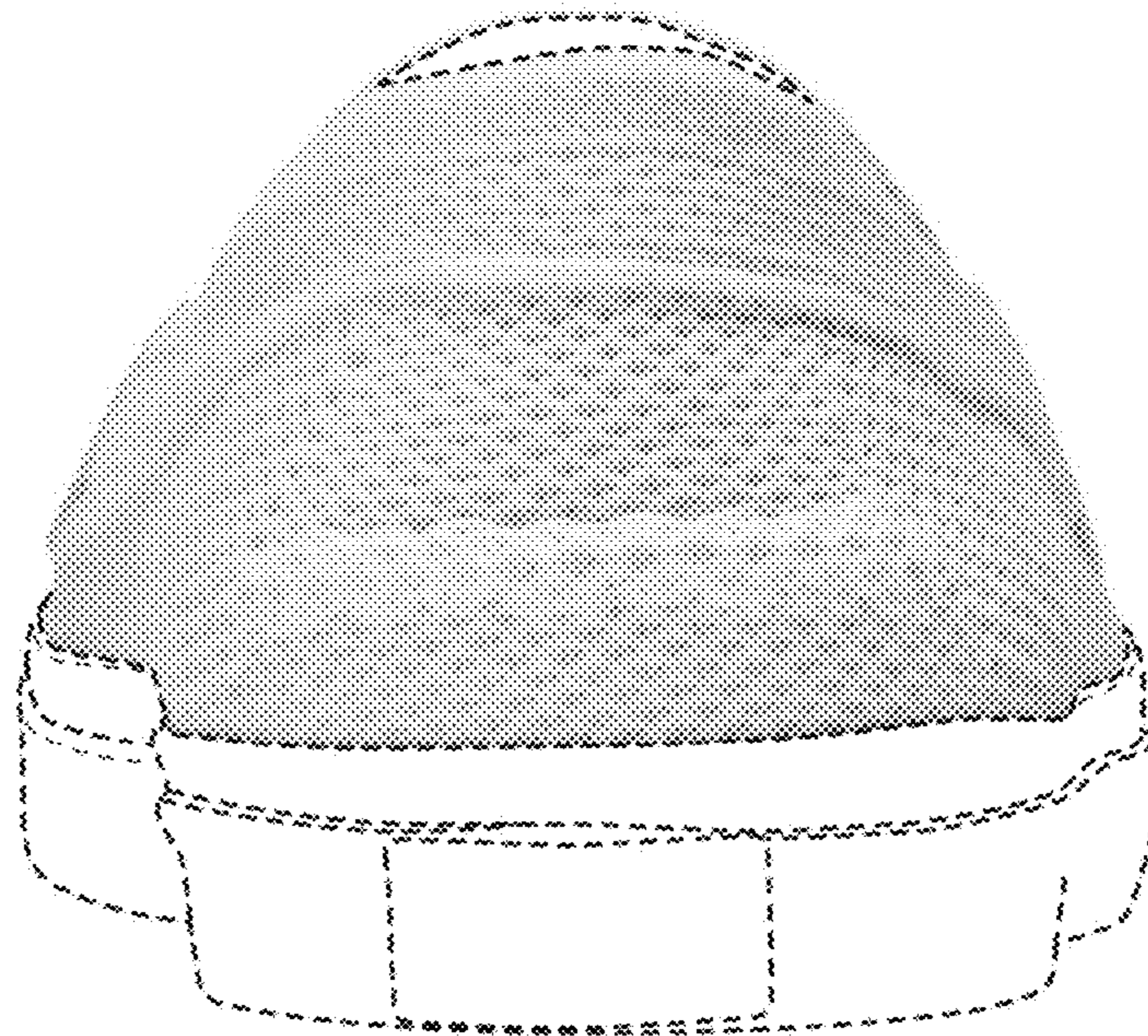


FIG. 7