



US00D891066S

(12) **United States Design Patent**
Fromholtz et al.

(10) **Patent No.:** **US D891,066 S**

(45) **Date of Patent:** **** *Jul. 28, 2020**

- (54) **PORTION OF AN INSOLE**
- (71) Applicant: **Scholl's Wellness Company LLC**,
Boston, MA (US)
- (72) Inventors: **Alexander Fromholtz**, Madison, NJ
(US); **Daniel L. Miranda**, Basking
Ridge, NJ (US)
- (73) Assignee: **Scholl's Wellness Company LLC**,
Parsippany, NJ (US)
- (*) Notice: This patent is subject to a terminal dis-
claimer.
- (**) Term: **15 Years**
- (21) Appl. No.: **29/664,887**
- (22) Filed: **Sep. 28, 2018**
- (51) **LOC (12) Cl.** **02-04**
- (52) **U.S. Cl.**
USPC **D2/961**
- (58) **Field of Classification Search**
USPC D2/896, 946, 947, 951, 953, 954, 955,
D2/956, 961, 959, 960
CPC A43B 13/00; A43B 13/02; A43B 13/04;
A43B 13/14; A43B 13/141; A43B 13/18;
A43B 13/181; A43B 13/32; A43B 13/38;
A43B 13/40; A43B 17/00; A43B 17/003;
A43B 17/14; A43B 19/00
See application file for complete search history.

(56) **References Cited**

U.S. PATENT DOCUMENTS

D389,996 S *	2/1998	Sessa	D2/961
D456,125 S *	4/2002	Grisoni	D2/961
D456,126 S *	4/2002	Grisoni	D2/961
D456,127 S *	4/2002	Grisoni	D2/961
D474,004 S *	5/2003	Kuerbis	D2/951
D474,005 S *	5/2003	Kuerbis	D2/951
D475,510 S *	6/2003	Reynolds	D2/946

6,898,871 B2 *	5/2005	Herman	A43B 7/146 36/141
D513,662 S *	1/2006	Bayly	D2/961
7,159,342 B2 *	1/2007	Grisoni	A43B 7/1425 36/180
D601,786 S *	10/2009	Avent	D2/961
D617,087 S *	6/2010	Avent	D2/961
D628,371 S *	12/2010	Yang	D2/961
D646,474 S *	10/2011	Avent	D2/961
D693,554 S *	11/2013	Philipp	D2/961

(Continued)

Primary Examiner — Elizabeth J Oswecki

(74) *Attorney, Agent, or Firm* — Lowenstein Sandler LLP

(57) **CLAIM**

The ornamental design for a portion of an insole, as shown and described.

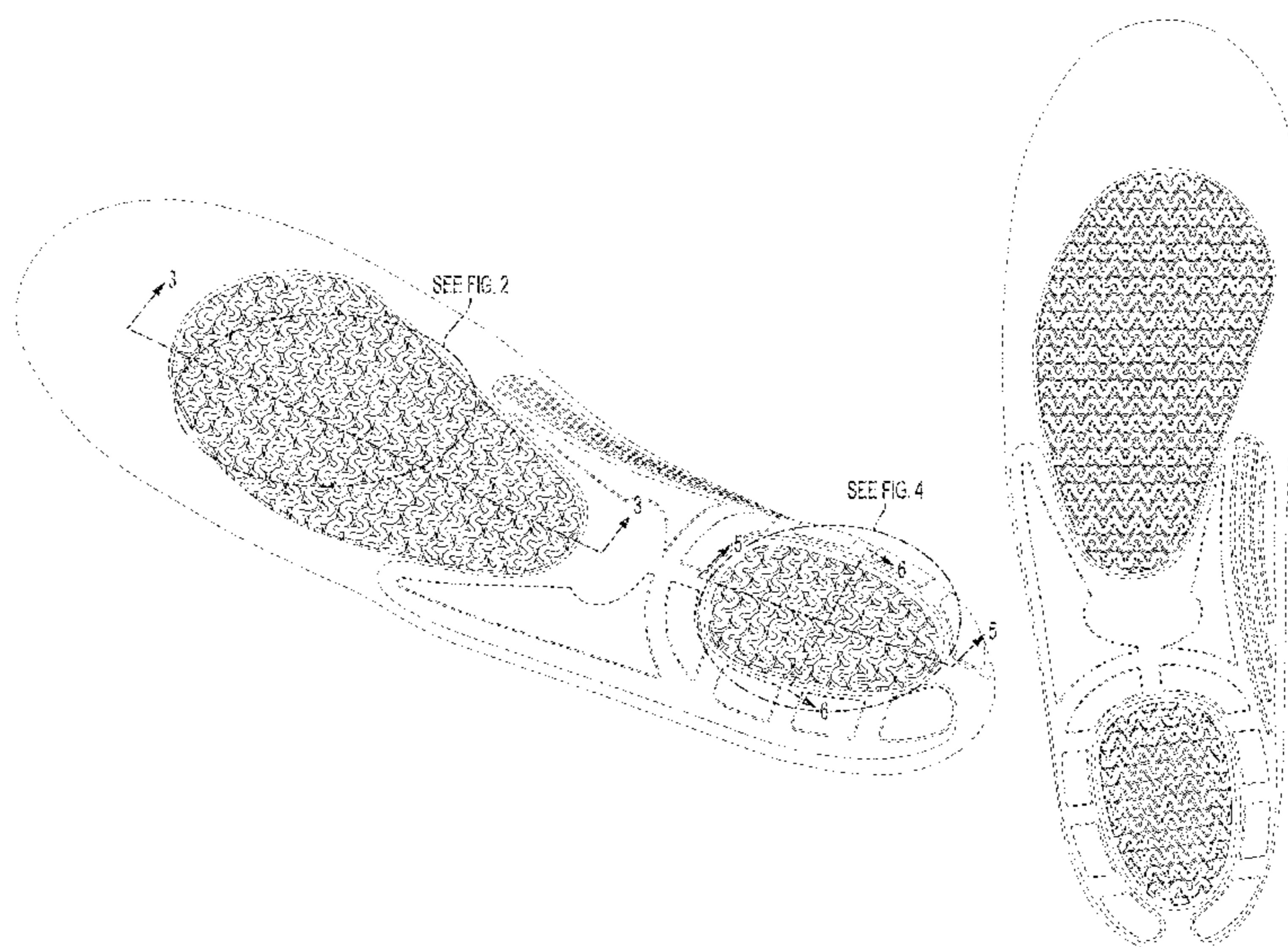
DESCRIPTION

FIG. 1 is a perspective view of a portion of an insole showing our new design;
 FIG. 2 is an enlarged perspective view of an encircled portion, FIG. 2 in FIG. 1;
 FIG. 3 is an enlarged cross sectional view taken along line 3-3 of FIG. 1;
 FIG. 4 is an enlarged perspective view of an encircled portion, FIG. 4 in FIG. 1;
 FIG. 5 is an enlarged cross sectional view taken along line 5-5 of FIG. 1;
 FIG. 6 is an enlarged cross sectional view taken along line 6-6 of FIG. 1;
 FIG. 7 is a bottom view of FIG. 1;
 FIG. 8 is a side view thereof;
 FIG. 9 is an opposite side view thereof;
 FIG. 10 is a front view thereof; and,
 FIG. 11 is a rear view thereof.

The dash-dot lines in the drawings represent the bounds of the claimed design.

The dash-dash lines in the drawings illustrate portions of an insole that form no part of the claimed design.

1 Claim, 7 Drawing Sheets



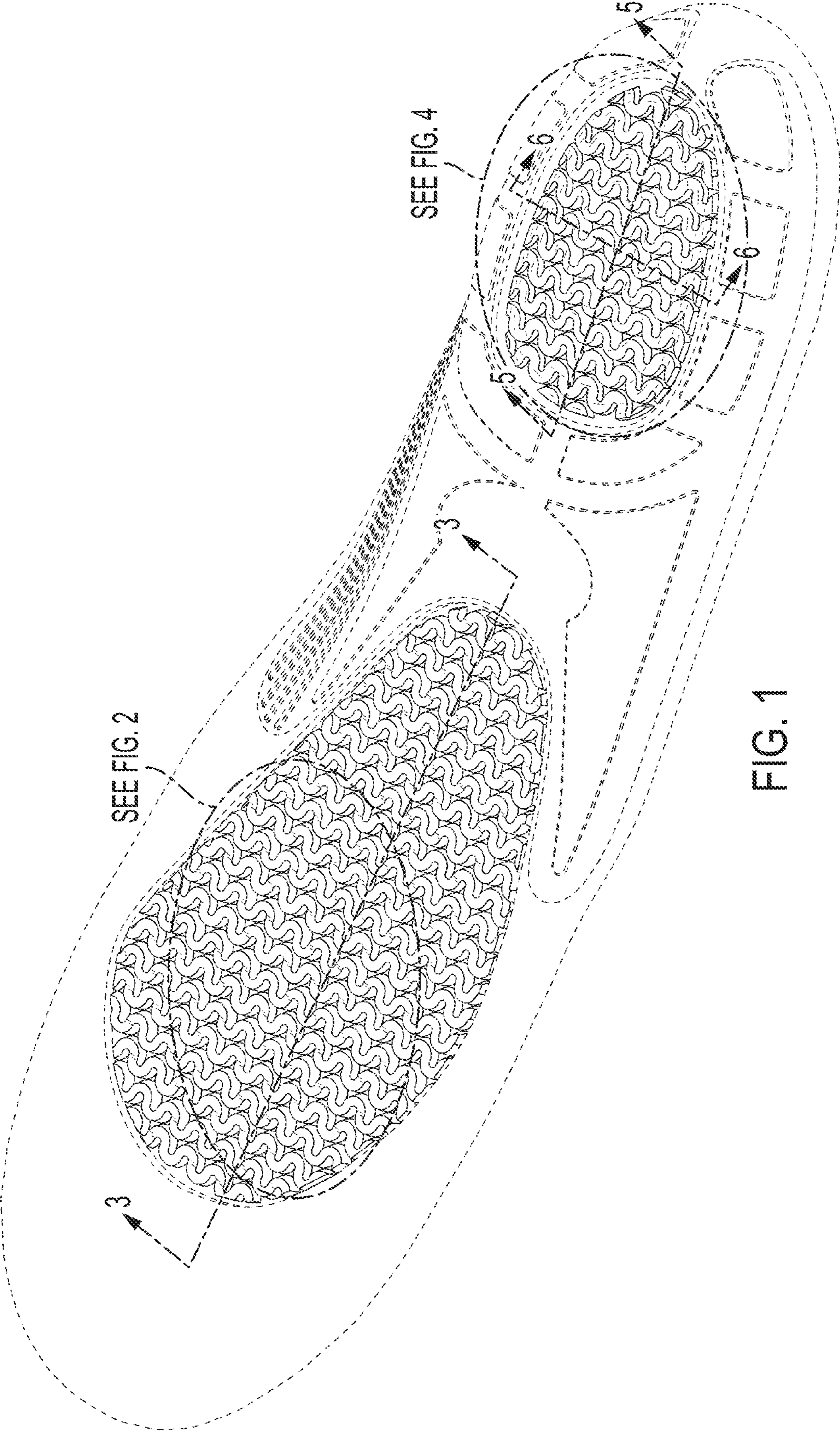
(56)

References Cited

U.S. PATENT DOCUMENTS

D789,060 S * 6/2017 Guyan D2/961
D841,967 S * 3/2019 Haasteren D2/961

* cited by examiner



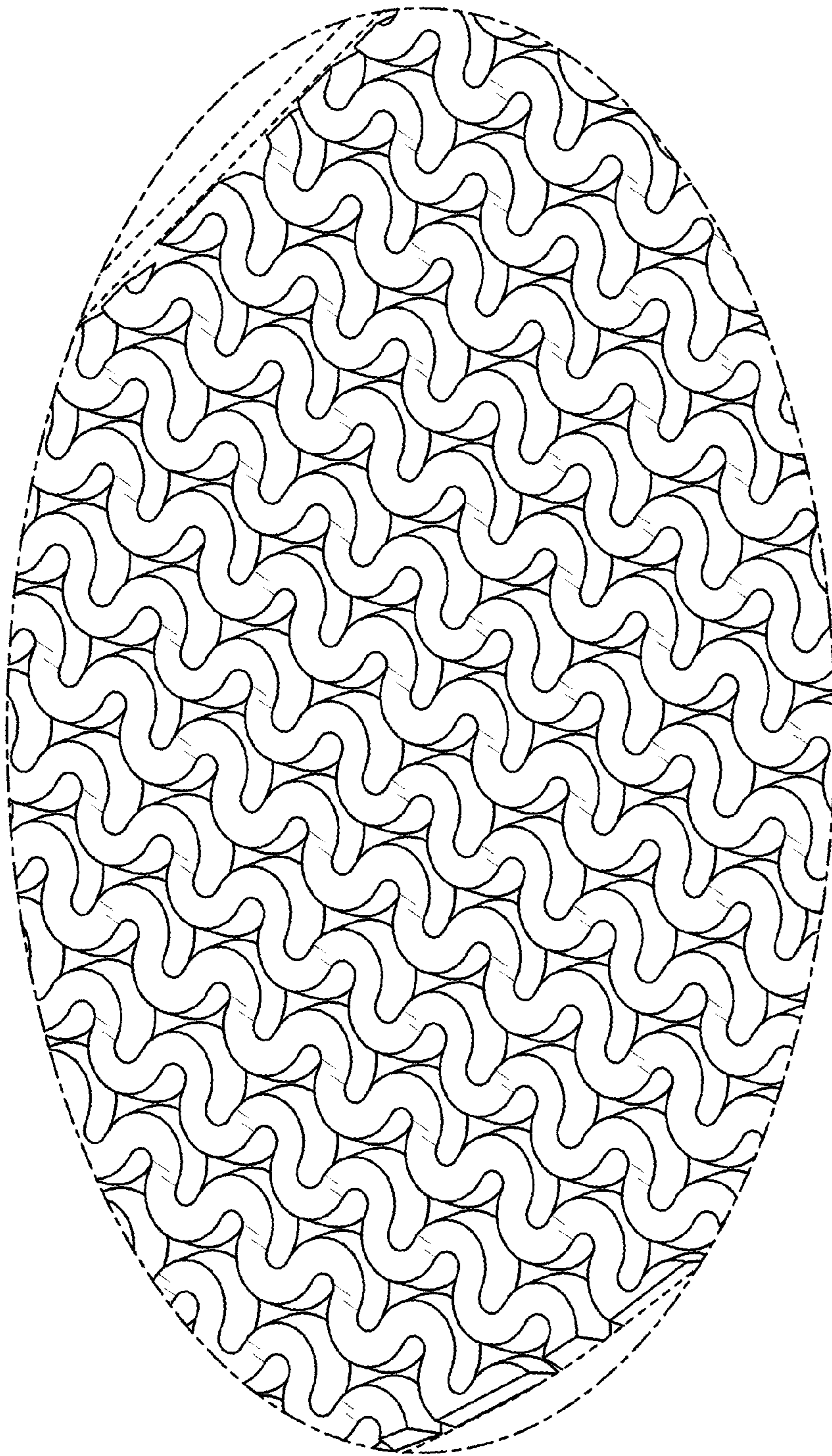


FIG. 2

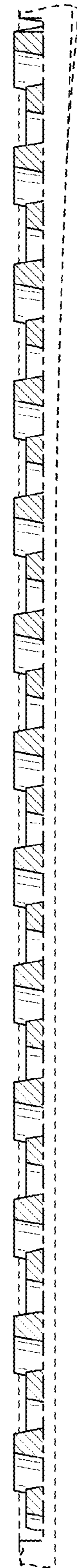


FIG. 3

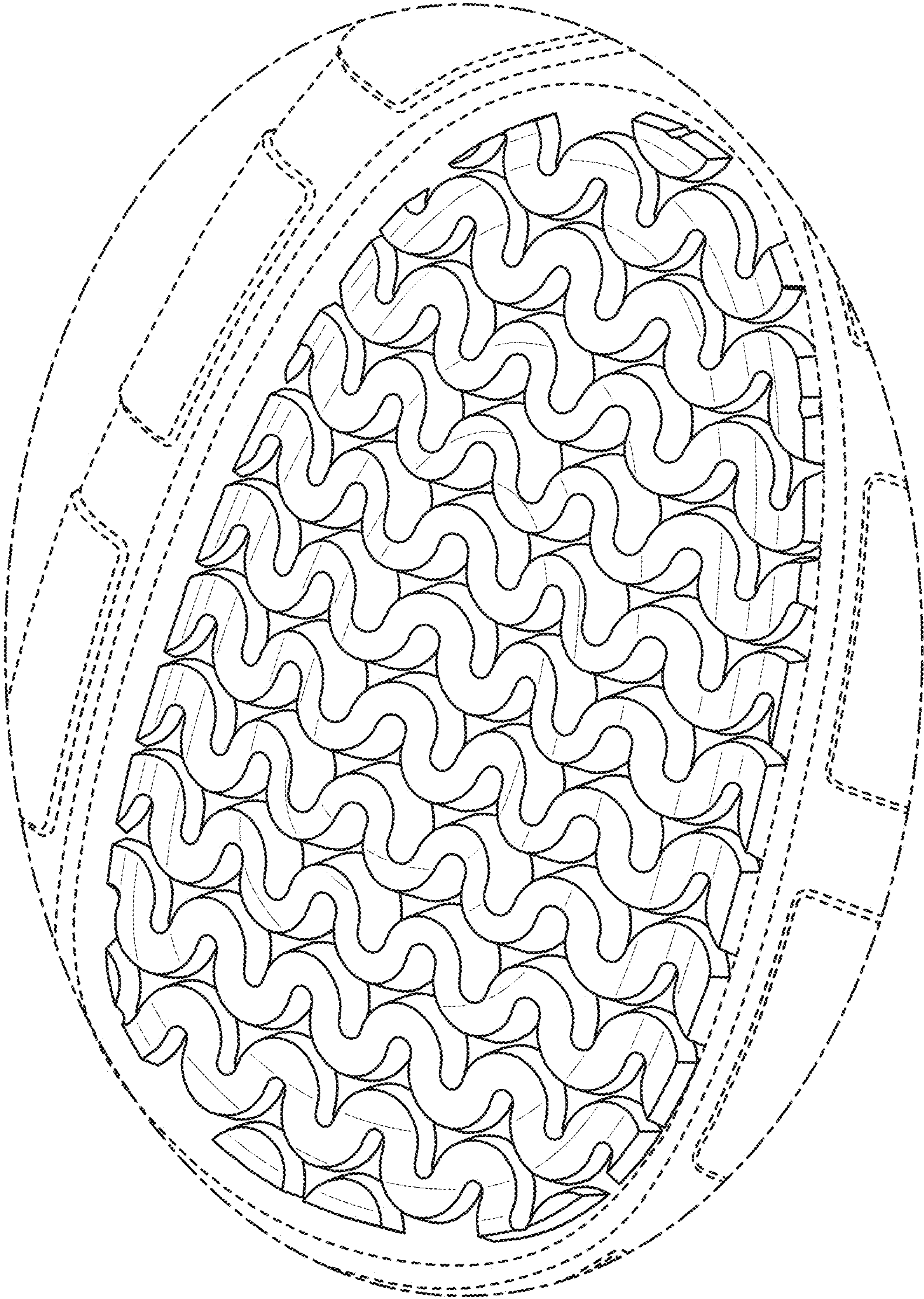


FIG. 4

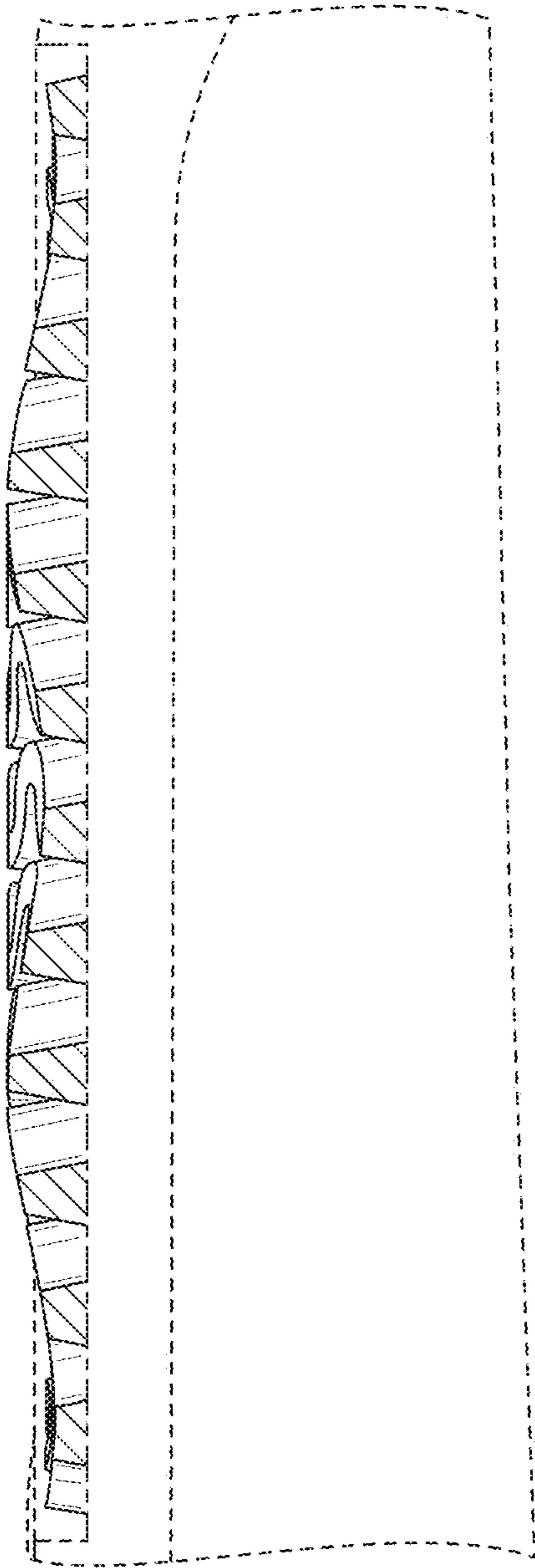


FIG. 5

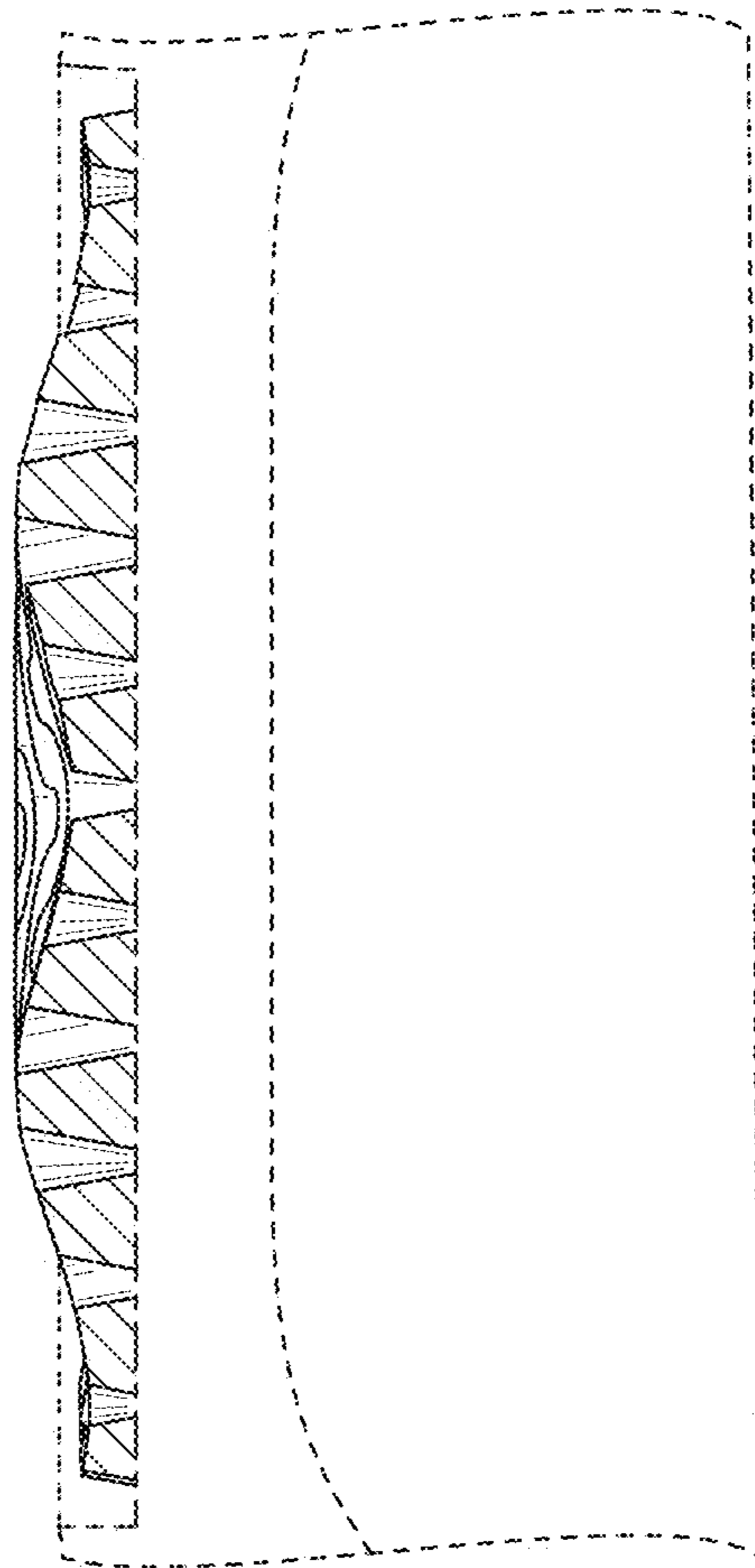


FIG. 6

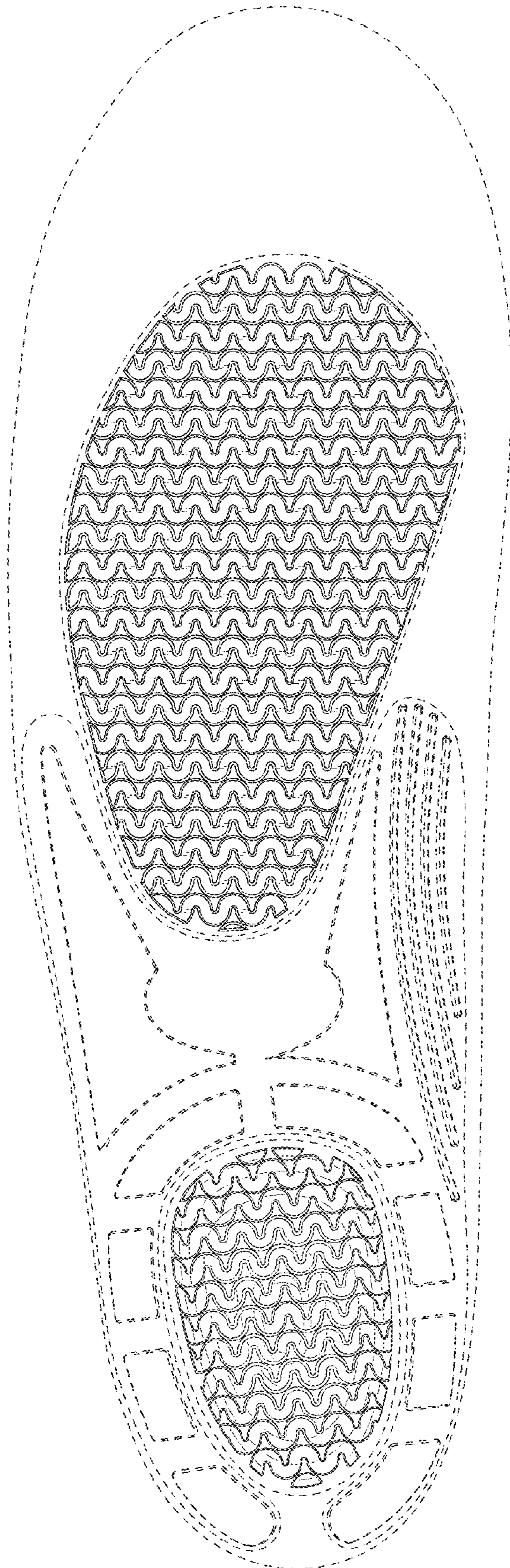


FIG. 7




FIG. 8




FIG. 9




FIG. 10




FIG. 11