



US00D891063S

(12) **United States Design Patent**
Shi

(10) **Patent No.:** **US D891,063 S**

(45) **Date of Patent:** **** Jul. 28, 2020**

(54) **SHOE SOLE**

(71) Applicant: **Tingting Shi**, Quanzhou (CN)

(72) Inventor: **Tingting Shi**, Quanzhou (CN)

(**) Term: **15 Years**

(21) Appl. No.: **29/710,524**

(22) Filed: **Oct. 24, 2019**

(51) **LOC (12) Cl.** **02-04**

(52) **U.S. Cl.**
USPC **D2/957; D2/947; D2/951; D2/953;**
D2/959; D2/960

(58) **Field of Classification Search**

USPC D2/902, 906, 908, 916, 918, 925,
D2/946-962, 977; 36/3 B, 22 R, 24.5,
36/25 R, 28, 32 R, 34 R, 59 C, 67 A, 103
CPC A43B 13/00; A43B 13/02; A43B 13/023;
A43B 13/026; A43B 13/04; A43B 13/08;
A43B 13/10; A43B 13/12; A43B 13/14;
A43B 13/141; A43B 13/143; A43B
13/16; A43B 13/18; A43B 13/181; A43B
13/187; A43B 13/189; A43B 13/20; A43B
13/22; A43B 13/223; A43B 13/24; A43B
13/28; A43B 13/30; A43B 13/32; A43B
13/34; A43B 13/36

See application file for complete search history.

(56) **References Cited**

U.S. PATENT DOCUMENTS

D197,505 S * 2/1964 Bingham D2/955
D291,146 S * 8/1987 Selbiger 36/32 R
D296,152 S * 6/1988 Selbiger D2/954
5,052,130 A * 10/1991 Barry A43B 5/049
36/107
D325,806 S * 5/1992 Austin D2/955
D459,576 S 7/2002 Erickson et al.
D468,893 S 1/2003 Lupo
D495,860 S * 9/2004 Kubo D2/953

D501,294 S * 2/2005 Robbins D2/953
D509,950 S * 9/2005 Adams D2/954
7,055,265 B1 * 6/2006 Bathum A43B 5/08
36/11.5
D530,492 S * 10/2006 McClaskie D2/957
D543,340 S * 5/2007 Favreau A43B 3/0057
D2/953
D553,835 S * 10/2007 McClaskie A43B 3/0057
D2/953
D573,332 S 7/2008 Hatfield et al.
D580,141 S * 11/2008 Banik A43B 3/0057
D2/951
D586,991 S * 2/2009 Fuerst D2/951
D595,942 S * 7/2009 White D2/961
D612,137 S 3/2010 Duan
D616,639 S * 6/2010 Larregain A43B 1/0009
D2/956
D620,244 S * 7/2010 Taestensen D2/951
D634,923 S * 3/2011 Lacey D2/951
D657,941 S * 4/2012 Bramani D2/902

(Continued)

Primary Examiner — T Chase Nelson

(74) *Attorney, Agent, or Firm* — KA Filing LLC; Wayne
V. Harper; Cynthia Flanigan

(57) **CLAIM**

I claim the ornamental design for a shoe sole, as shown and
described.

DESCRIPTION

FIG. 1 is a Perspective view of a shoe sole showing my new
design;

FIG. 2 is a Front view thereof;

FIG. 3 is a Back view thereof;

FIG. 4 is a Right-side view thereof;


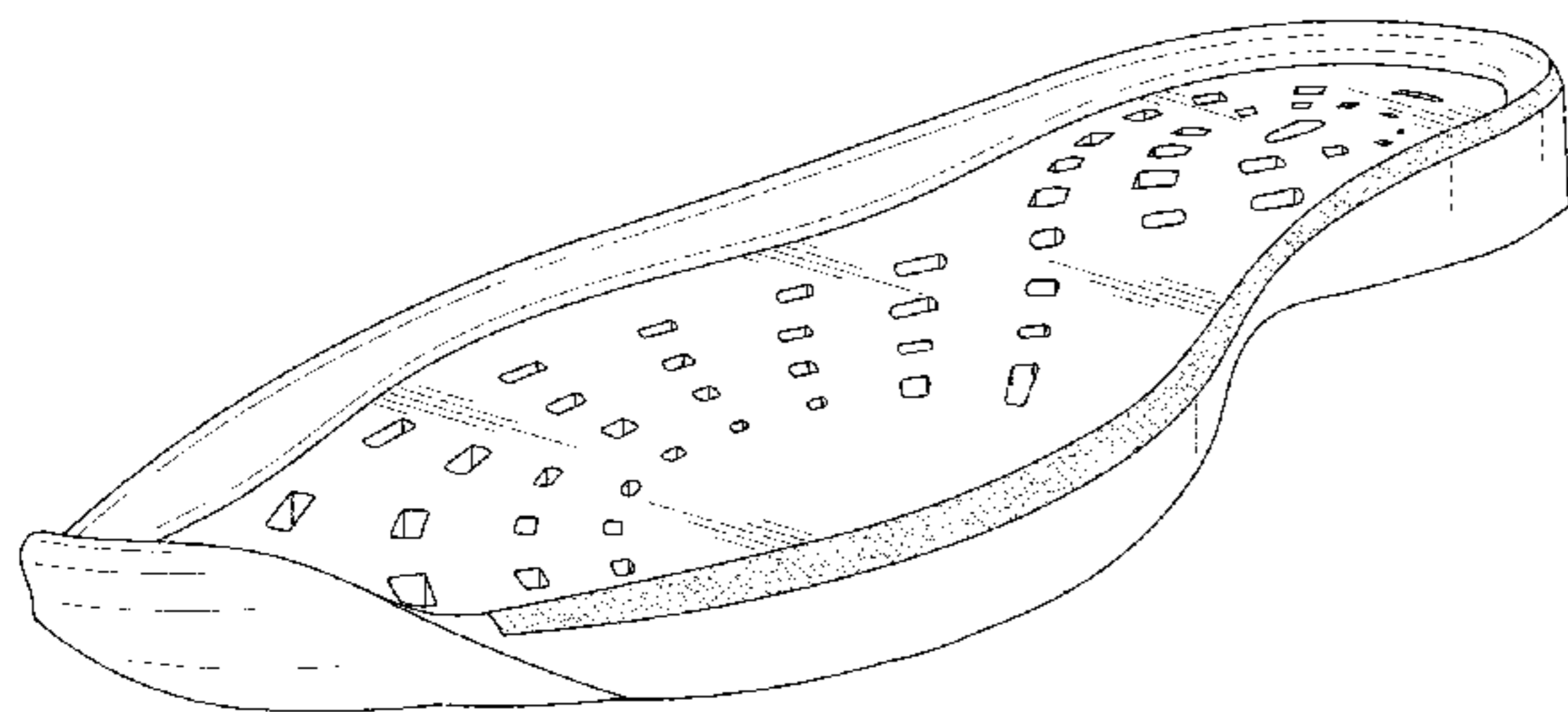
FIG. 5 is a Left-side view thereof;

FIG. 6 is a Top view thereof; and,

FIG. 7 is a Bottom view thereof.

The broken lines in the drawing views show portions of the
shoe sole that form no part of the claimed design.

1 Claim, 5 Drawing Sheets



(56)

References Cited

U.S. PATENT DOCUMENTS

8,424,223 B2 * 4/2013 Jara A43B 1/0009
 36/59 C
 D695,505 S * 12/2013 Hansen D2/951
 D710,078 S * 8/2014 Joseph D2/951
 D713,135 S * 9/2014 Tucker A43B 13/16
 D2/951
 D736,509 S * 8/2015 Bikowski A43B 7/1425
 D2/951
 D773,162 S * 12/2016 Lane, III D2/951
 D796,805 S * 9/2017 Raysse D2/951
 D811,708 S * 3/2018 Diard D2/959
 10,016,013 B2 * 7/2018 Kormann A43B 5/14
 D850,082 S * 6/2019 Bikowski D2/959
 D850,083 S * 6/2019 Jenkins A43B 3/0057
 D2/959
 D855,957 S * 8/2019 Evans D2/959
 2002/0144429 A1 * 10/2002 Hay A43B 7/1425
 36/25 R
 2008/0289221 A1 * 11/2008 Munns A43B 13/026
 36/89
 2011/0016749 A1 * 1/2011 Callahan A43B 3/0057
 36/103
 2011/0131841 A1 * 6/2011 Foster A43B 7/142
 36/25 R
 2013/0152428 A1 * 6/2013 Bishop A43B 13/16
 36/103

* cited by examiner

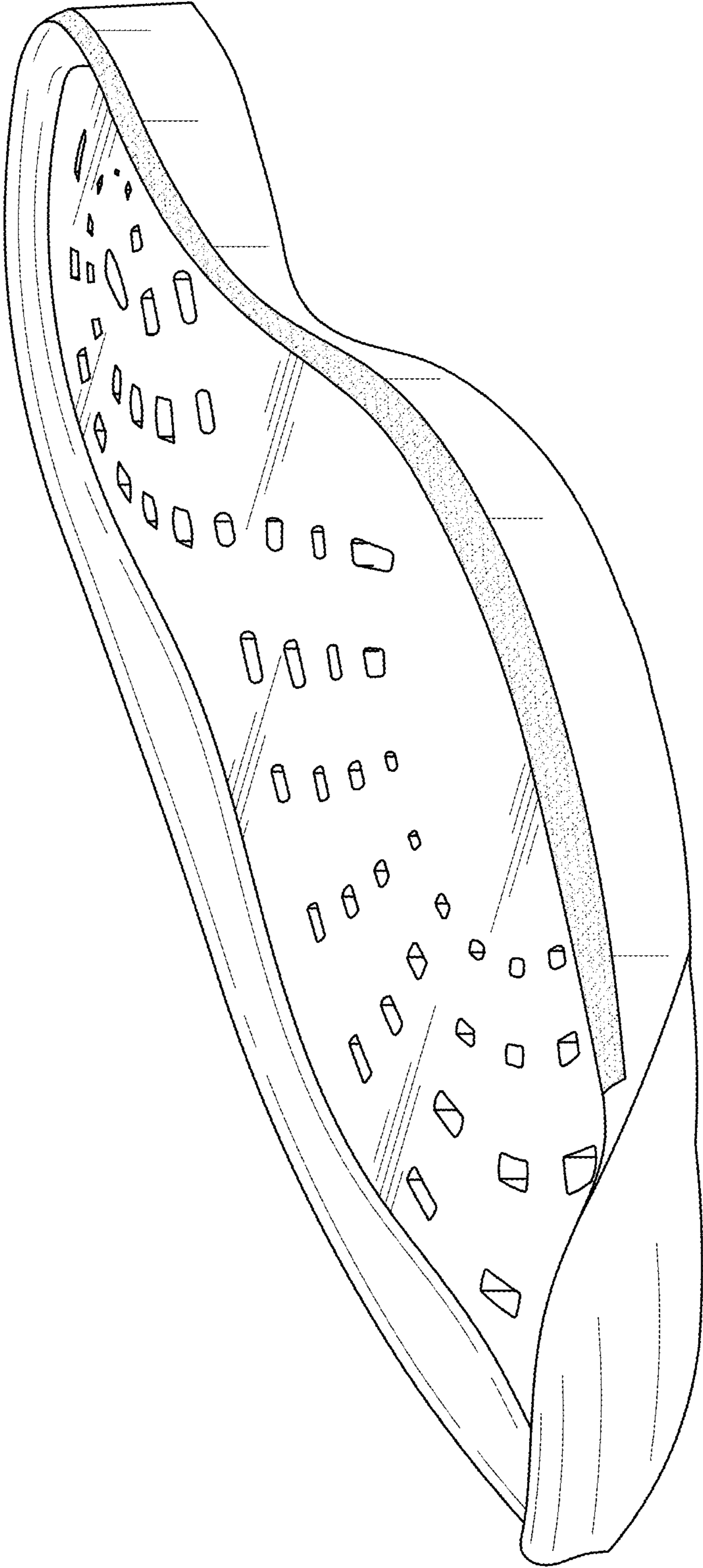


FIG. 1

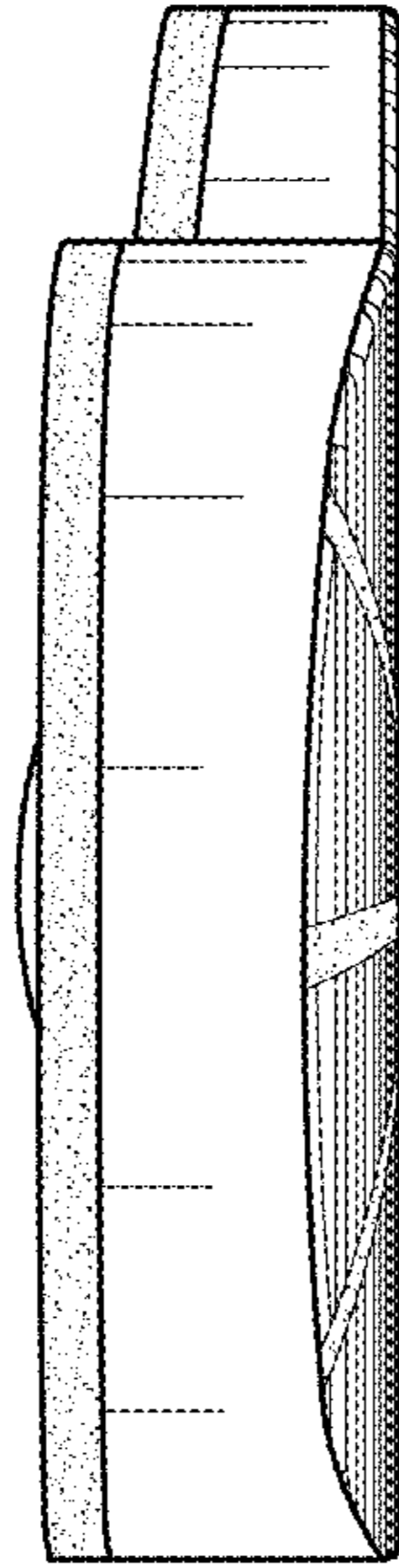


FIG. 3




FIG. 2

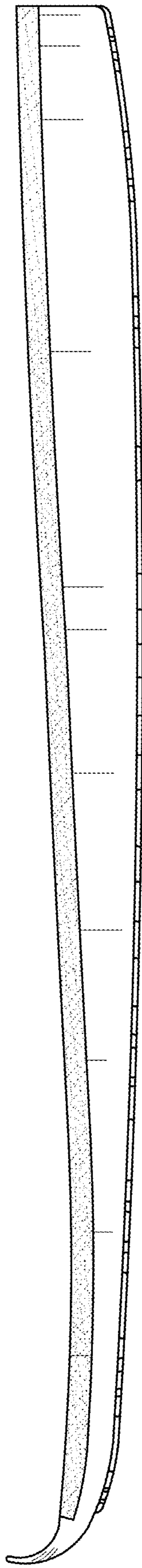


FIG. 4

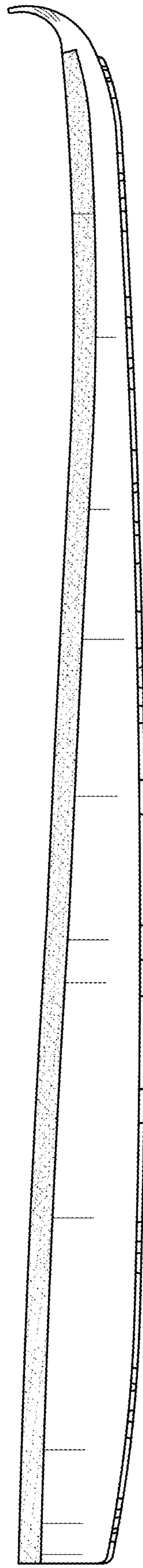


FIG. 5

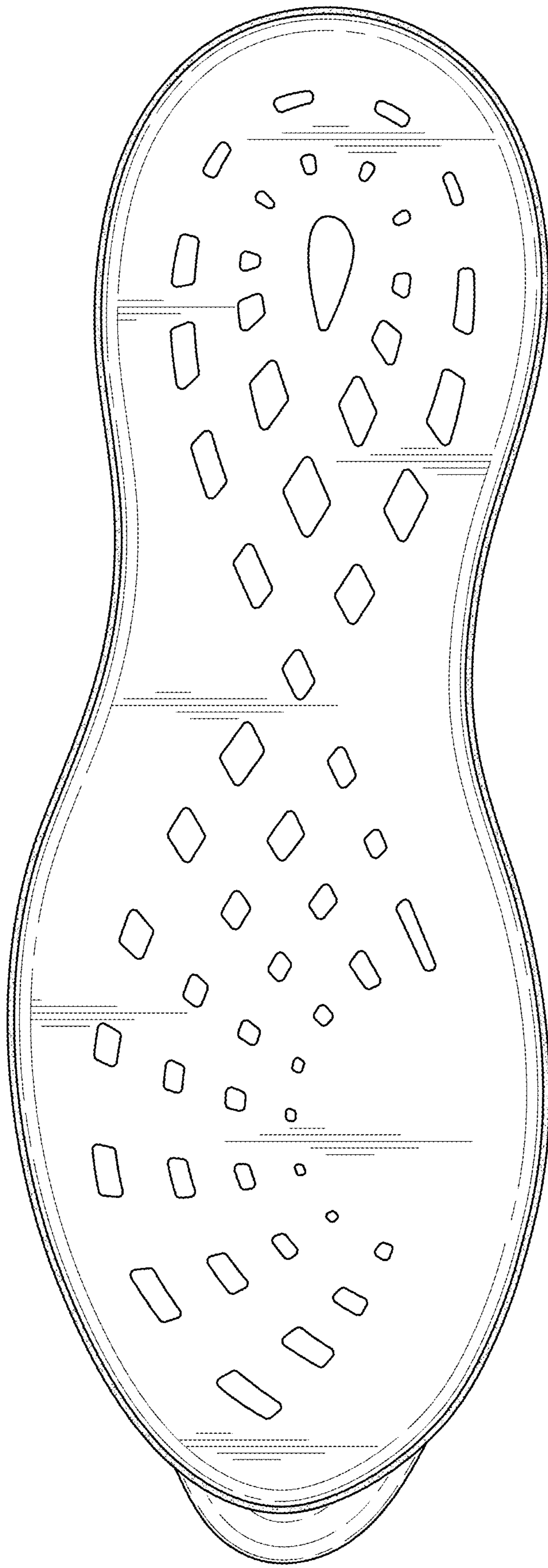


FIG. 6




FIG. 7