



US00D891062S

(12) **United States Design Patent**
Jenkins et al.

(10) **Patent No.:** **US D891,062 S**
(45) **Date of Patent:** **** Jul. 28, 2020**

- (54) **SHOE SOLE**
- (71) Applicant: **Cole Haan LLC**, New York, NY (US)
- (72) Inventors: **Kyle Jenkins**, Greenland, NH (US);
Joseph Benedetto, Greenland, NH (US)
- (73) Assignee: **COLE HAAN LLC**, New York, NY (US)
- (**) Term: **15 Years**
- (21) Appl. No.: **29/649,828**
- (22) Filed: **Jun. 1, 2018**
- (51) **LOC (12) Cl.** **02-04**
- (52) **U.S. Cl.**
USPC **D2/957; D2/947; D2/951; D2/953; D2/960**
- (58) **Field of Classification Search**
USPC D2/902, 906, 908, 916, 918, 925, D2/946-962, 977; 36/313, 22 R, 24.5, 36/25 R, 28, 32 R, 34 R, 59 C, 67 A, 103
CPC A43B 13/00; A43B 13/02; A43B 13/023; A43B 13/026; A43B 13/04; A43B 13/08; A43B 13/10; A43B 13/12; A43B 13/14; A43B 13/141; A43B 13/143; A43B 13/16; A43B 13/18; A43B 13/181; A43B 13/187; A43B 13/189; A43B 13/20; A43B 13/22; A43B 13/223; A43B 13/24; A43B 13/28; A43B 13/30; A43B 13/32; A43B 13/34; A43B 13/36
See application file for complete search history.

(56) **References Cited**

U.S. PATENT DOCUMENTS

- 296,519 A * 4/1884 Brooks A43B 13/223 36/32 R
- D249,298 S * 9/1978 Senter D2/908
- D265,605 S * 8/1982 Batra D2/953
- D339,464 S * 9/1993 Teague D2/953
- D408,972 S * 5/1999 Greenberg D2/951

- D412,237 S * 7/1999 Hatfield D2/947
- D478,412 S * 8/2003 Adams D2/956
- D524,018 S * 7/2006 Deas D2/947
- D690,917 S * 10/2013 Spring D2/951
- D711,085 S * 8/2014 da Costa Pereira Machado D2/951
- D728,911 S * 5/2015 Spring D2/951
- D747,860 S * 1/2016 de Costa Pereira Machado D2/951
- D751,797 S * 3/2016 Slimane D2/908
- D790,824 S * 7/2017 Shen A43B 13/18
- D799,803 S * 10/2017 Nethongkome A43B 13/187
- D811,065 S * 2/2018 Hardman D2/957
- D819,305 S * 6/2018 Lee D2/910
- D819,945 S * 6/2018 Escobar D2/957
- D841,956 S * 3/2019 Taylor D2/953
- D844,306 S * 4/2019 Hobson D2/951

(Continued)

Primary Examiner — T Chase Nelson

(74) *Attorney, Agent, or Firm* — Thompson Coburn LLP

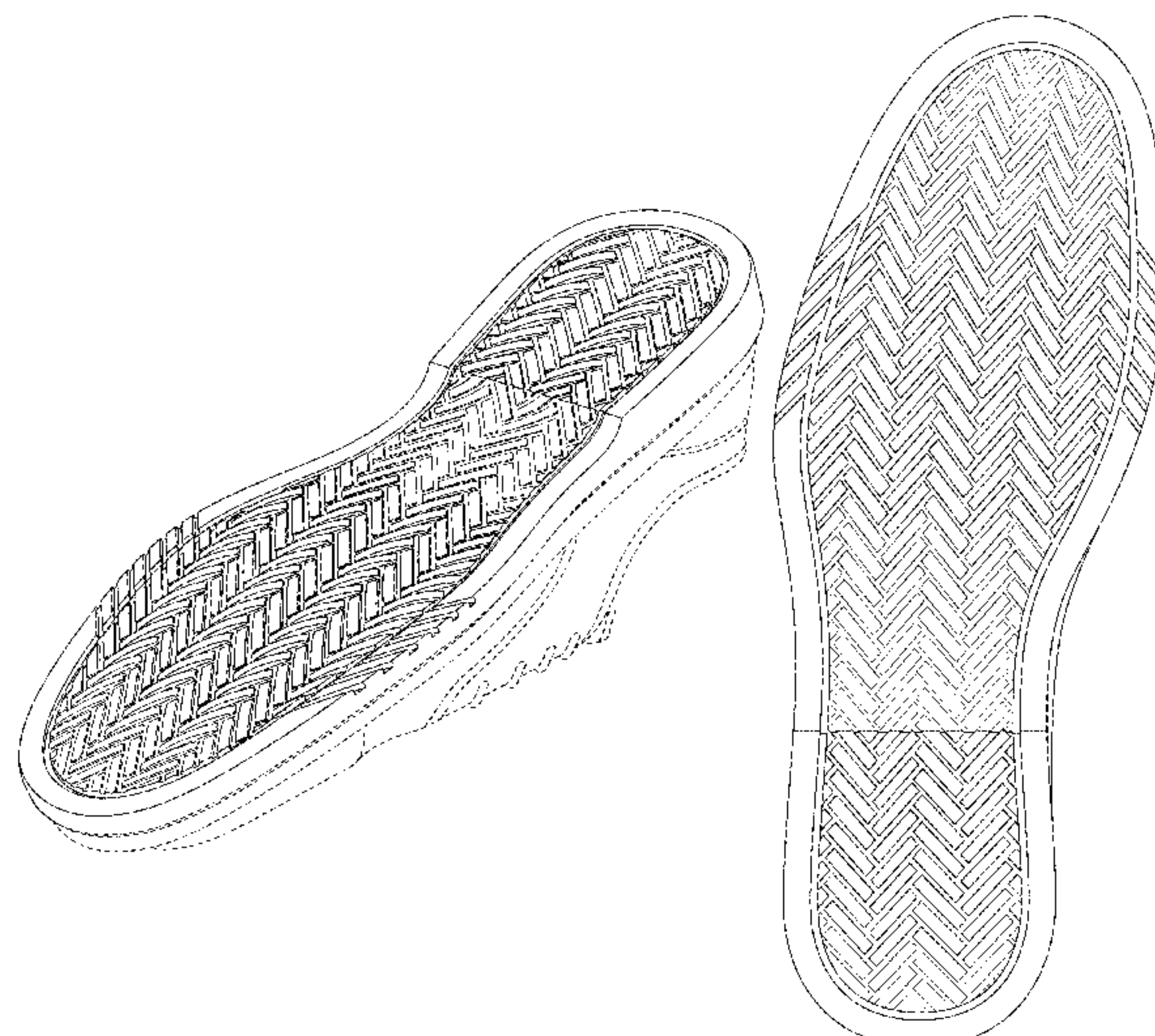
(57) **CLAIM**

The ornamental design for a shoe sole, as shown and described.

DESCRIPTION

FIG. 1 is a first perspective view of a shoe sole showing our new design;
 FIG. 2 is a second perspective view thereof;
 FIG. 3 is a front view thereof;
 FIG. 4 is a rear view thereof;
 FIG. 5 is a left side view thereof;
 FIG. 6 is a right side view thereof;
 FIG. 7 is a top view thereof; and,
 FIG. 8 is a bottom view thereof.
 The broken lines immediately adjacent the claimed surfaces represent the bounds of the claimed design while all other broken lines are directed to environment; the broken lines form no part of the claimed design.

1 Claim, 8 Drawing Sheets



(56)

References Cited

U.S. PATENT DOCUMENTS

D848,718 S * 5/2019 Mahoney D2/957
D851,376 S * 6/2019 de Montgolfier D2/960
D852,485 S * 7/2019 Gress D2/960
2015/0181976 A1* 7/2015 Cooper A43B 13/187
36/28
2020/0037704 A1* 2/2020 Marshall A43B 13/18

* cited by examiner

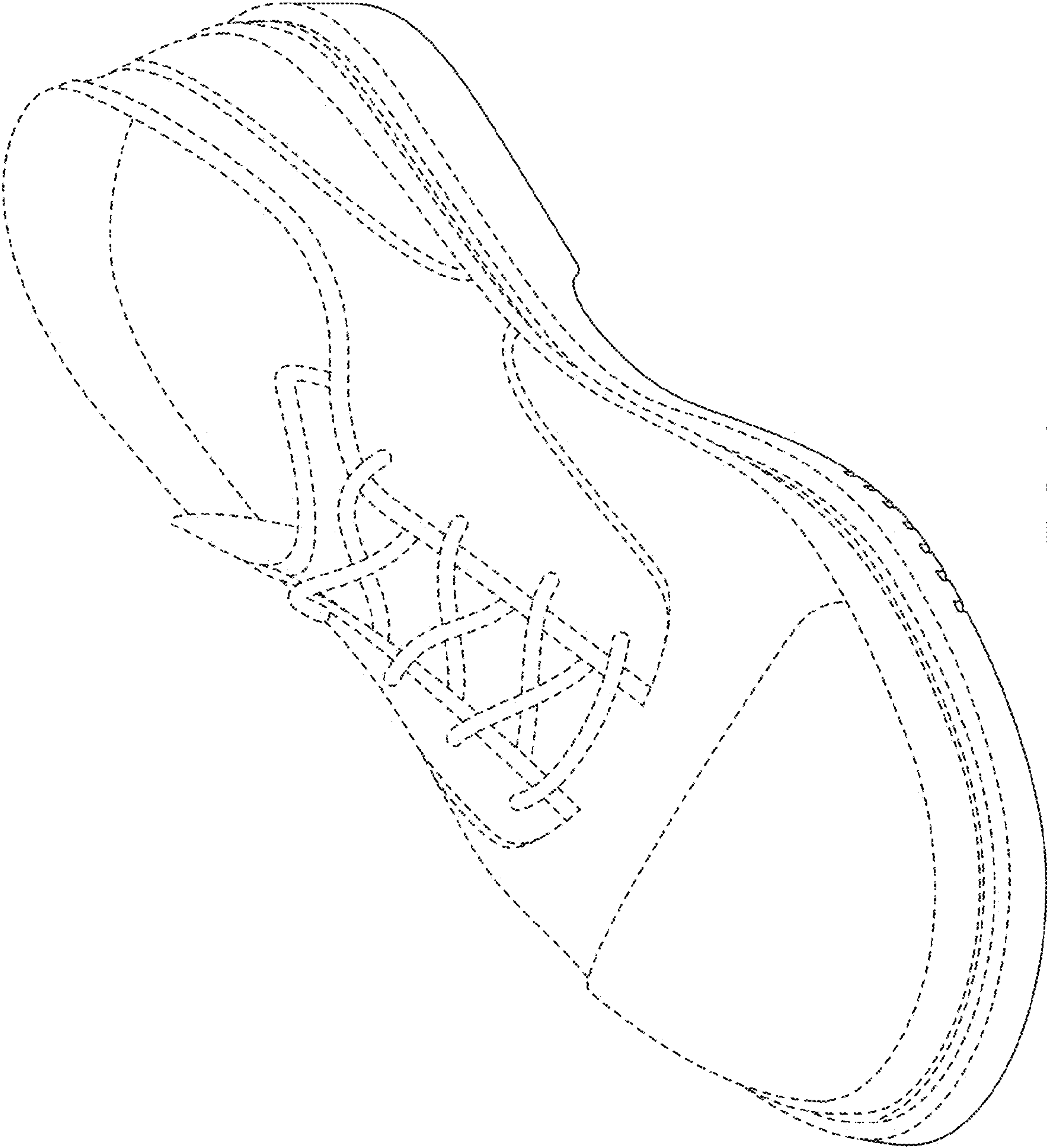


FIG. 1

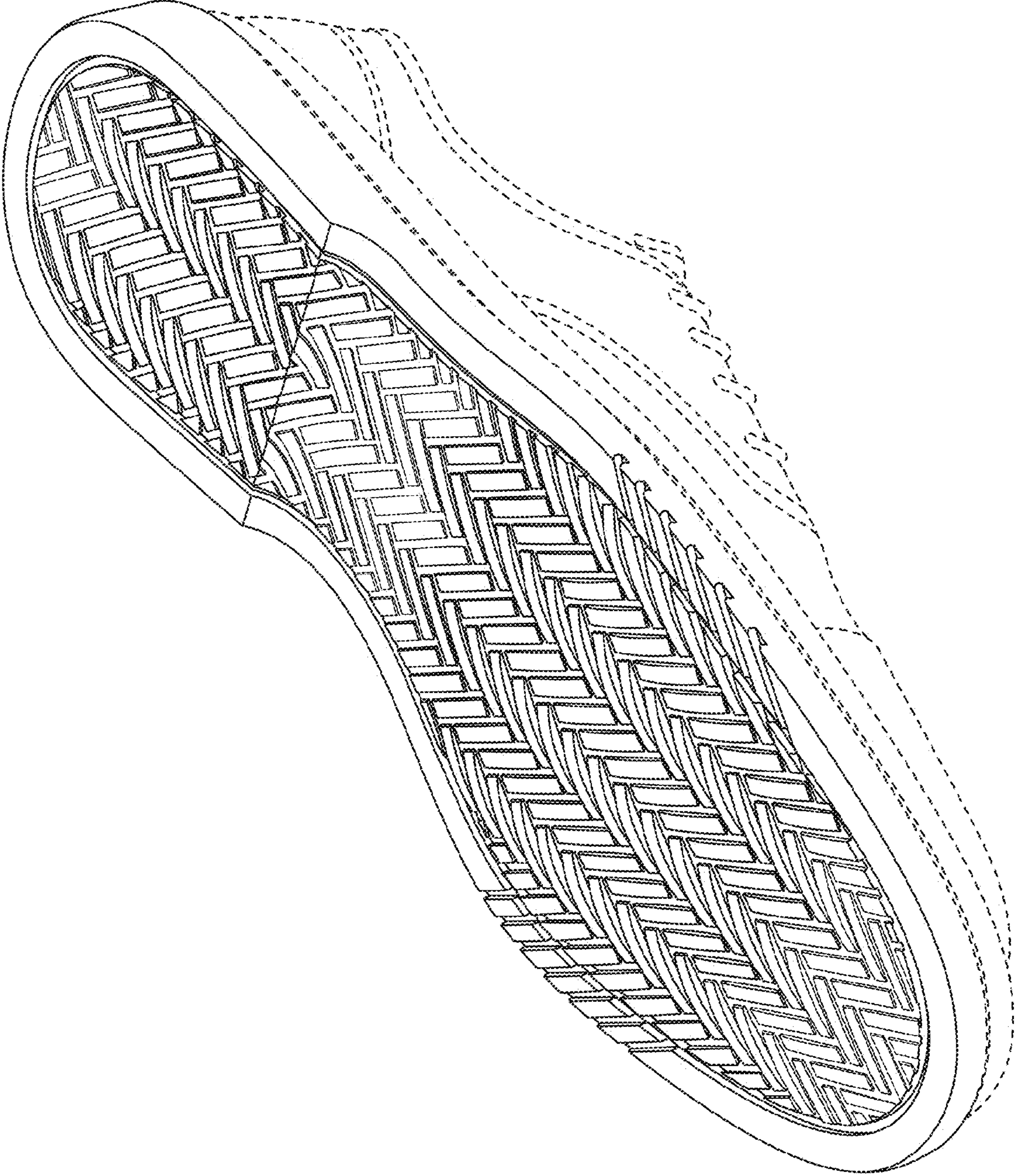


FIG. 2

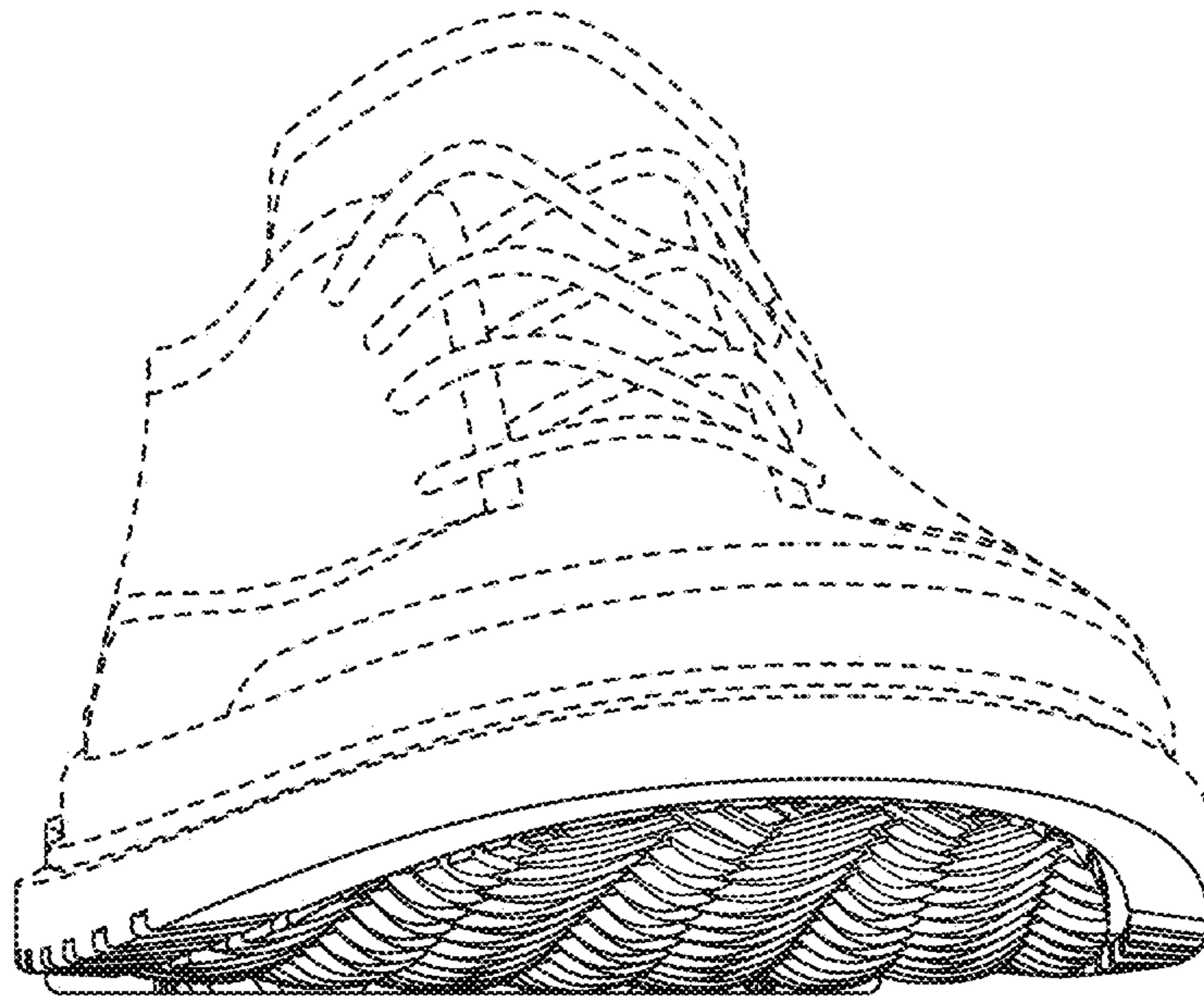


FIG. 3

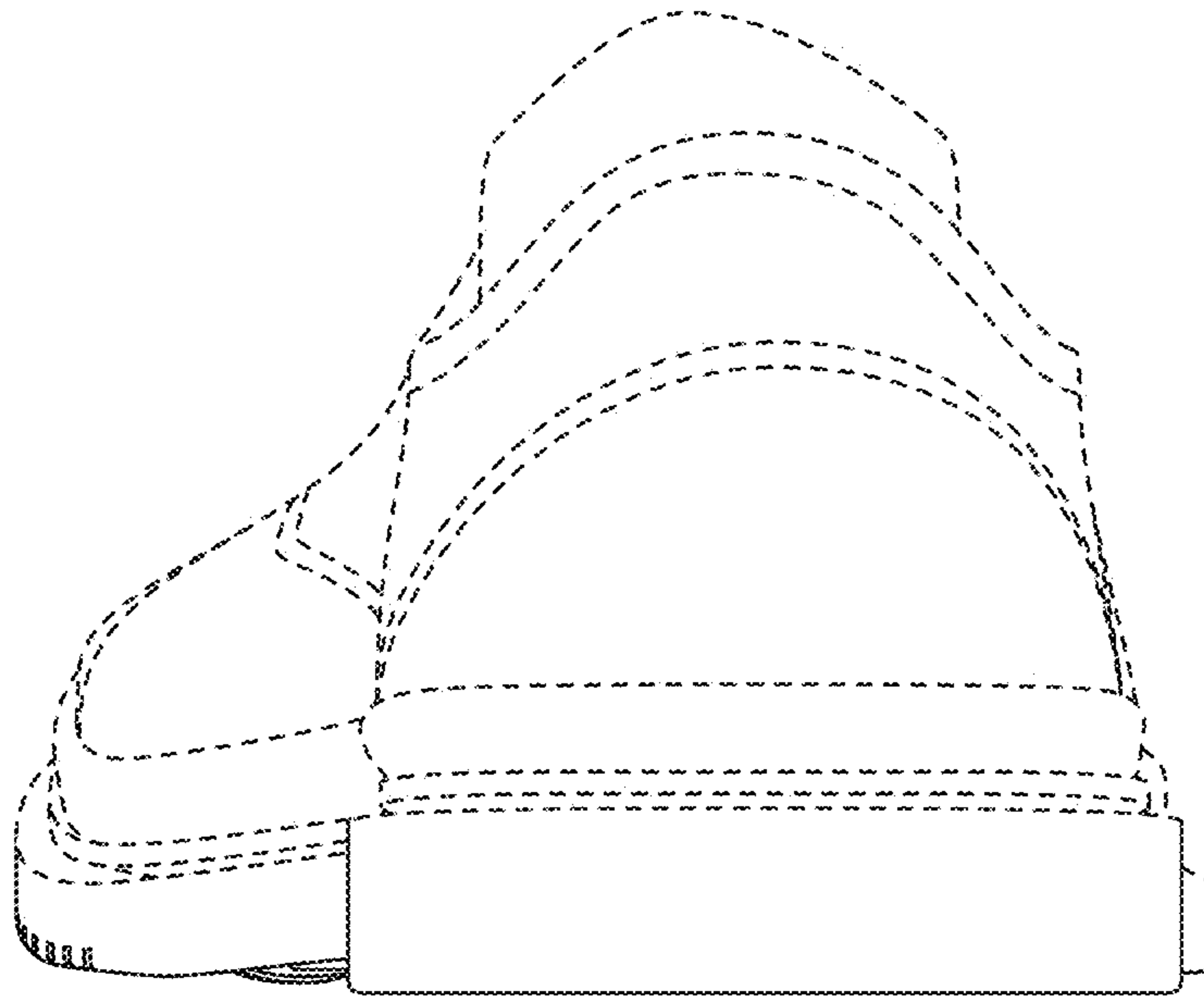


FIG. 4

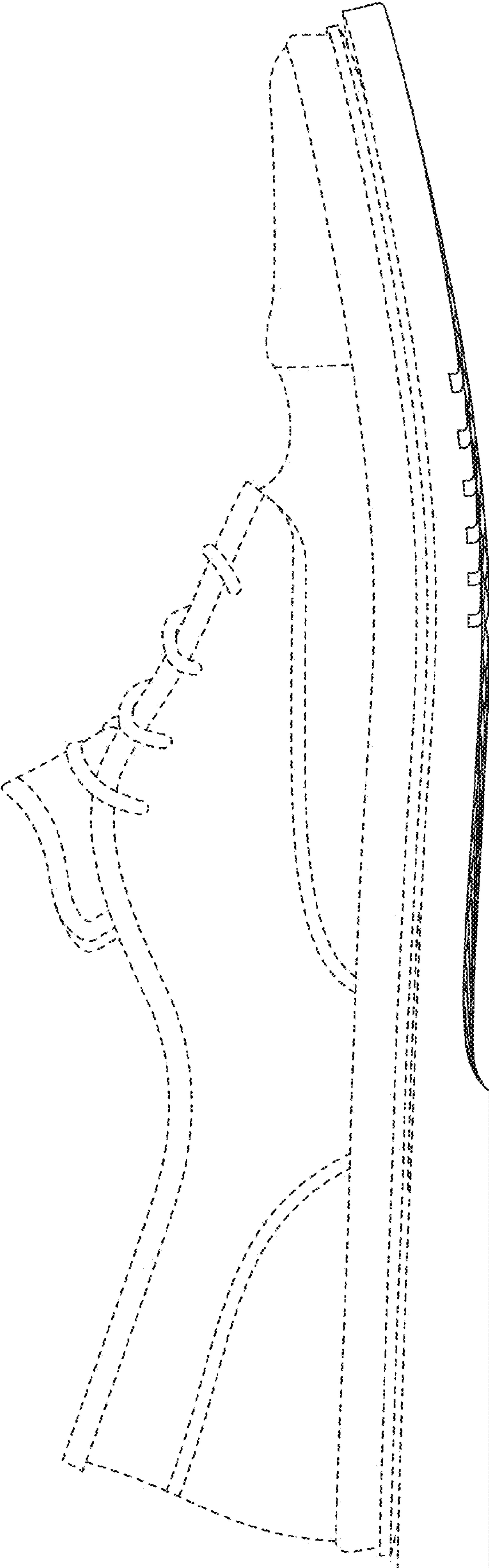


FIG. 5

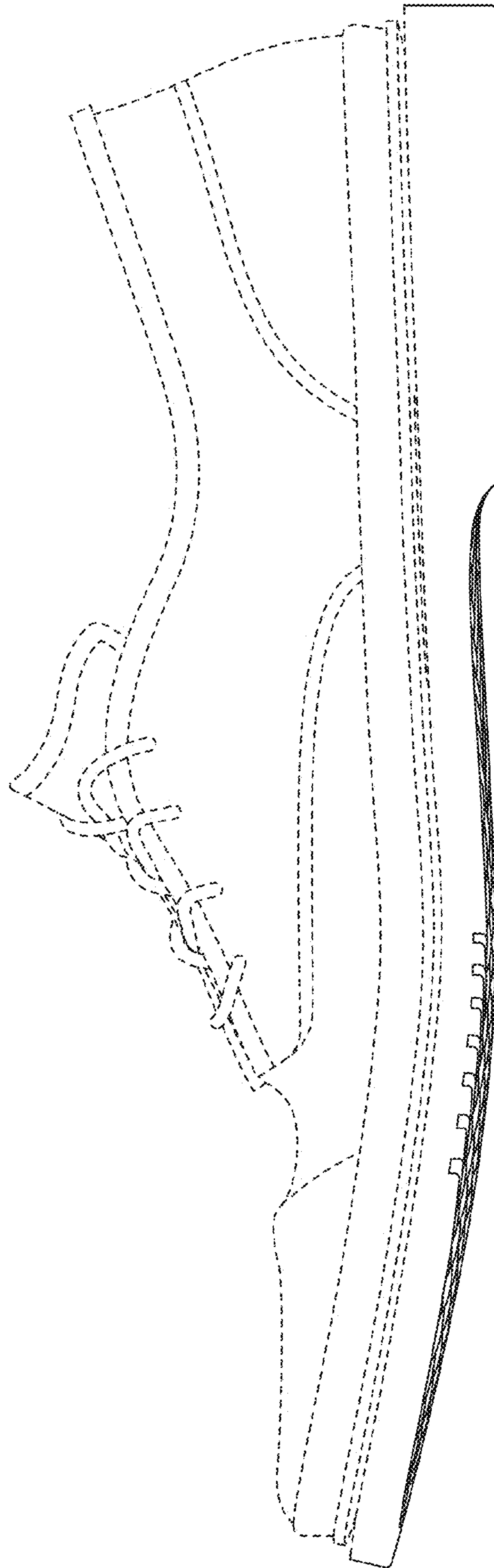


FIG. 6

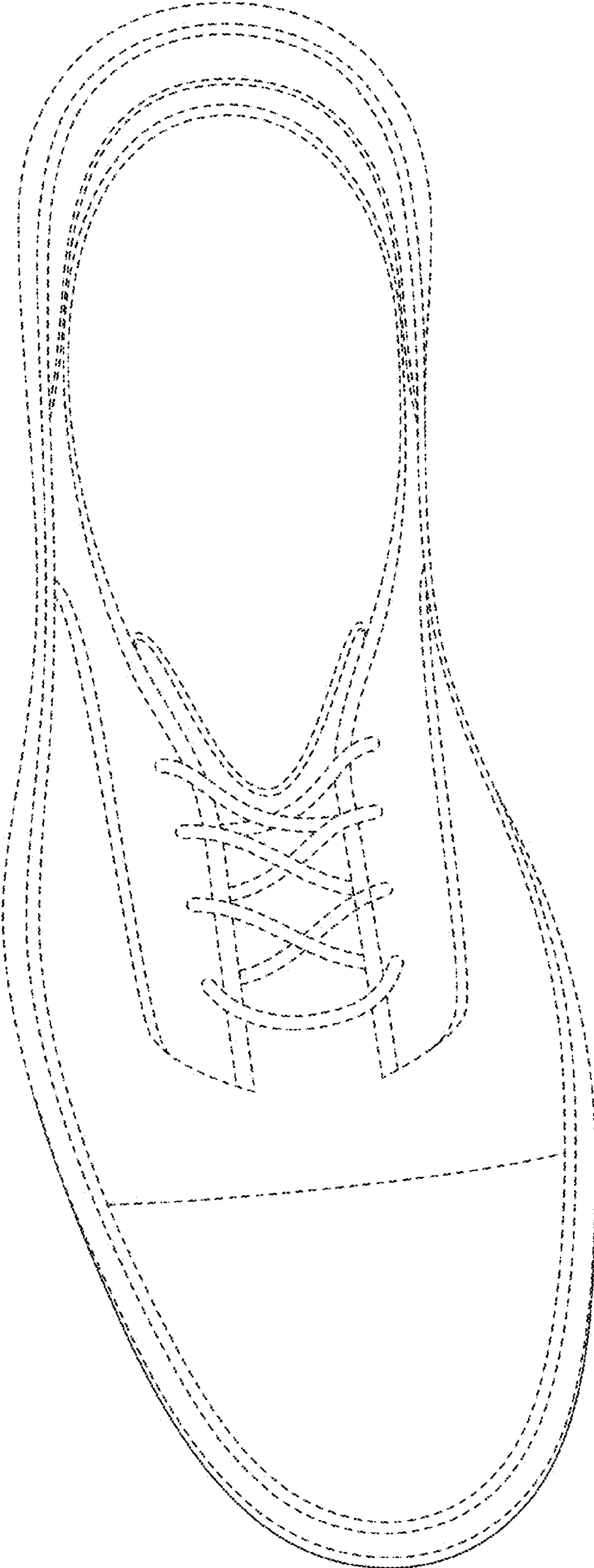


FIG. 7

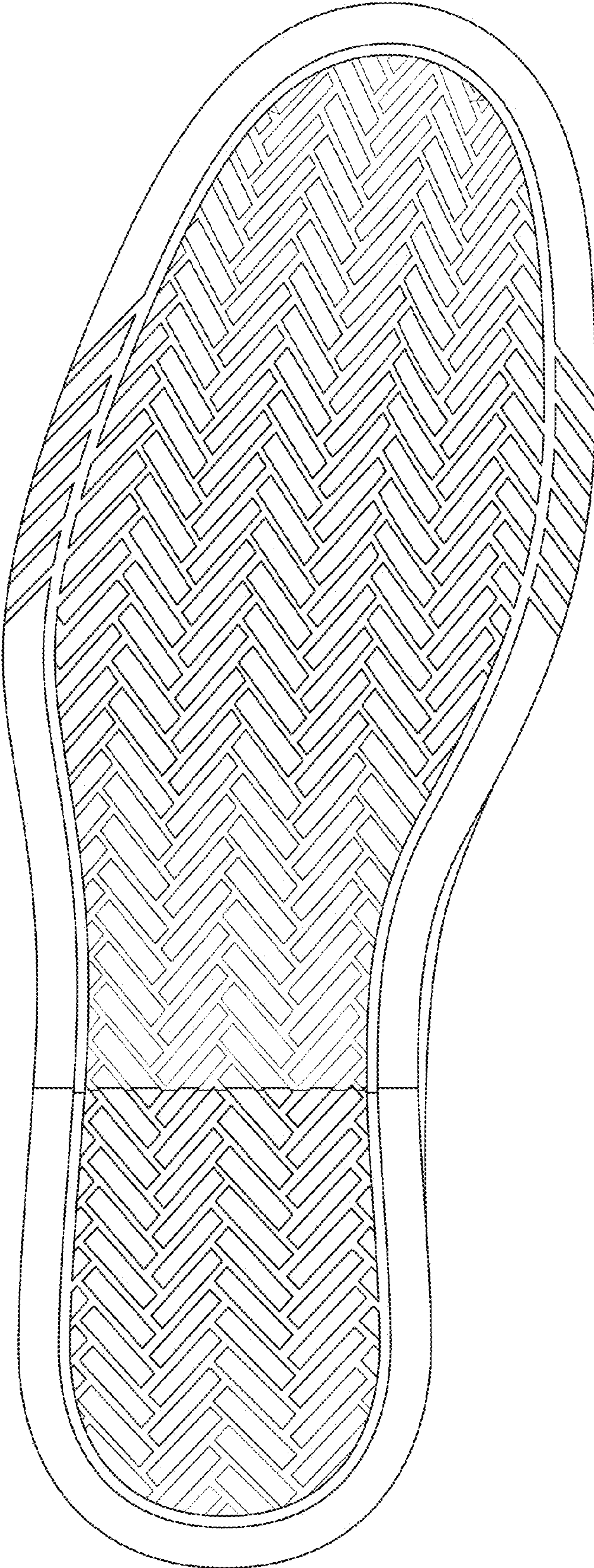


FIG. 8