



US00D891031S

(12) **United States Design Patent**  
**Rana**

(10) **Patent No.:** **US D891,031 S**  
(45) **Date of Patent:** **\*\* Jul. 28, 2020**

- (54) **RAVIOLI**
- (71) Applicant: **PASTIFICIO RANA S.P.A.**, San Giovanni Lupatoto (IT)
- (72) Inventor: **Gian Luca Rana**, San Giovanni Lupatoto (IT)
- (73) Assignee: **PASTIFICIO RANA S.P.A** (IT)
- (\*\*) Term: **15 Years**
- (21) Appl. No.: **29/683,234**
- (22) Filed: **Mar. 12, 2019**
- (51) **LOC (12) Cl.** ..... **01-01**
- (52) **U.S. Cl.**  
USPC ..... **D1/126**
- (58) **Field of Classification Search**  
USPC ..... D1/100–130, 199; 426/94, 104, 138, 426/143, 144, 274, 283, 303, 391, 512, 426/514, 518, 549; D6/597, 601; D7/675, 560, 566, 568, 672; D9/451, D9/707, 710, 715; D28/8.1, 8.2; D21/385, 386, 707; D24/101–104  
CPC . A21C 11/12; A22C 13/0013; A21D 13/0016; A21D 13/0022; A21D 13/0025; A21D 13/0029; A21D 13/0074; A23G 3/54; A23G 4/20; A23G 9/48; A23L 1/005; A23L 1/0052; A23L 1/0067; A23L 1/16; A23L 1/1641; A23L 1/217; A23V 2002/00  
See application file for complete search history.

- 4,400,404 A \* 8/1983 Persi ..... A21D 13/31 426/523
- D404,887 S \* 2/1999 Prins ..... D1/127
- 5,980,456 A \* 11/1999 Falcone ..... A61B 13/00 600/240
- D423,344 S \* 4/2000 Kumakura ..... D9/415
- D483,150 S \* 12/2003 Cummings ..... D28/8.1
- D489,511 S 5/2004 Creo
- D492,462 S 7/2004 Creo
- D492,463 S 7/2004 Creo
- D493,021 S 7/2004 Creo
- D503,506 S \* 4/2005 Tepper ..... D1/101
- D684,338 S \* 6/2013 Di Caro ..... D1/126
- D685,651 S \* 7/2013 Hjalmarsson ..... D9/732
- D685,977 S 7/2013 Rana
- D693,087 S 11/2013 Rana
- D697,691 S \* 1/2014 Kerr ..... D1/199
- D734,170 S \* 7/2015 Harper ..... D9/756
- D791,585 S \* 7/2017 Stronski ..... D9/415

\* cited by examiner

*Primary Examiner* — Katie Jane Stofko  
(74) *Attorney, Agent, or Firm* — The Belles Group, P.C.

(57) **CLAIM**

The ornamental design for a ravioli, as shown and described.

**DESCRIPTION**


FIG. 1 is a perspective view of a ravioli according to the present design;  
FIG. 2 is a right side elevational view thereof;  
FIG. 3 is a left side elevational view thereof;  
FIG. 4 is a rear elevational view thereof;  
FIG. 5 is a front elevational view thereof;  
FIG. 6 is a top plan view thereof; and,  
FIG. 7 is a bottom plan view thereof.

**1 Claim, 7 Drawing Sheets**

(56) **References Cited**

**U.S. PATENT DOCUMENTS**

- 2,855,305 A \* 10/1958 Cella ..... A23L 19/135 426/274
- 3,809,221 A \* 5/1974 Compere ..... B65D 75/327 206/531



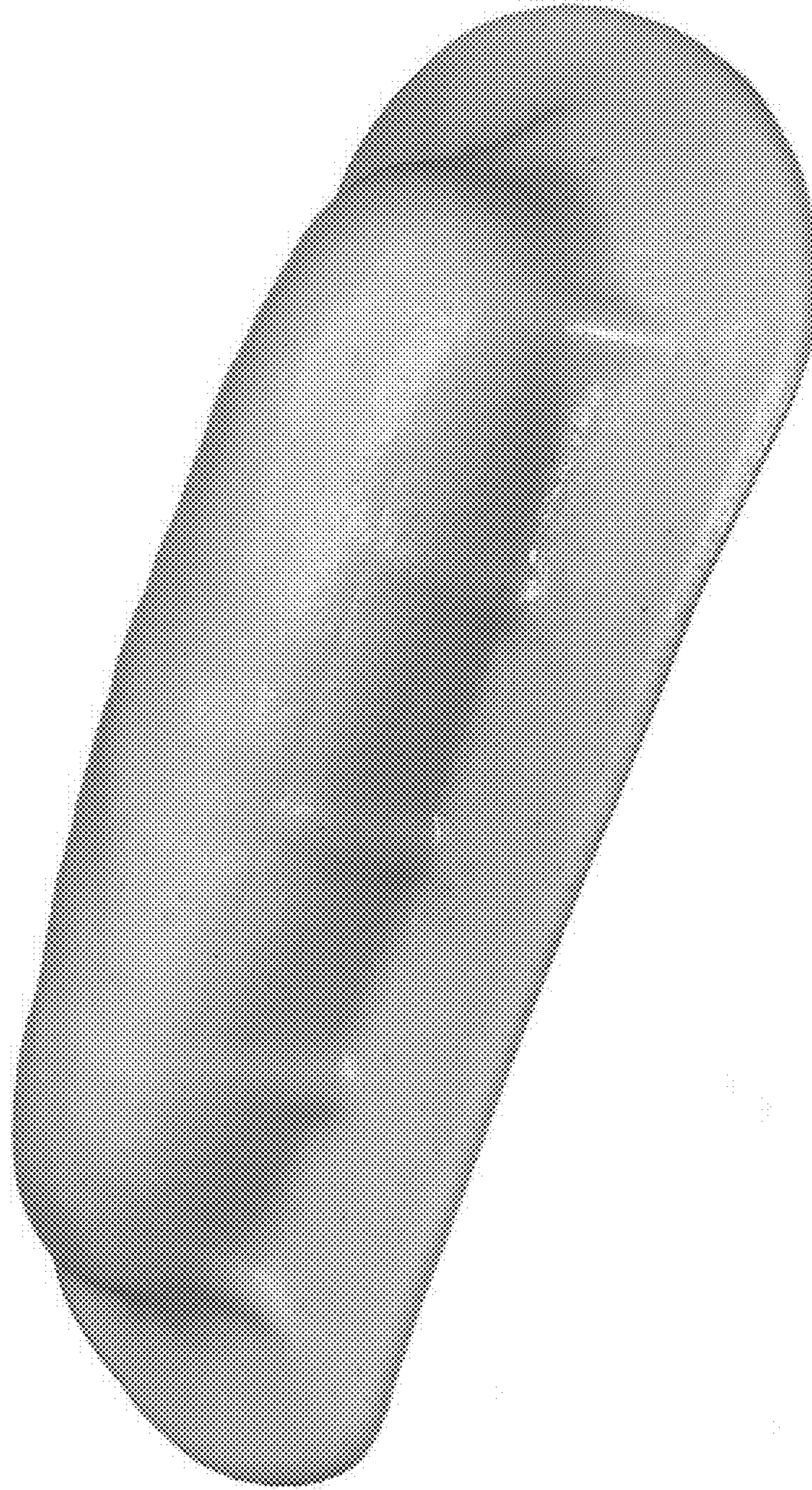


FIG. 1




FIG. 2




FIG. 3




FIG. 4




FIG. 5




FIG. 6




FIG. 7