



US00D890987S

(12) **United States Design Patent** (10) **Patent No.:** **US D890,987 S**  
**Lorenz et al.** (45) **Date of Patent:** **\*\* Jul. 21, 2020**

(54) **EYEBROW APPLICATOR**  
(71) Applicant: **Veronica B. Lorenz**, Los Angeles, CA (US)  
(72) Inventors: **Veronica B. Lorenz**, Los Angeles, CA (US); **John von Buelow**, Oak Park, CA (US)  
(73) Assignee: **Veronica B. Lorenz**, Los Angeles, CA (US)

D742,589 S \* 11/2015 Rizzo ..... D28/7  
D746,513 S 12/2015 Monical et al.  
D773,730 S \* 12/2016 Rizzo ..... D28/7  
D780,307 S 2/2017 Mingione et al.  
D804,020 S 11/2017 Hashimoto et al.  
D806,315 S 12/2017 Hardwick  
D812,296 S 3/2018 Lorenz et al.  
D819,265 S 5/2018 Crane et al.  
D832,507 S 10/2018 Lorenz et al.  
D840,105 S \* 2/2019 Laaly ..... D28/57  
D859,737 S \* 9/2019 Lorenz ..... D28/7

(Continued)

(\*\*) Term: **15 Years**

**OTHER PUBLICATIONS**

(21) Appl. No.: **29/675,517**  
(22) Filed: **Jan. 3, 2019**  
(51) **LOC (12) Cl.** ..... **28-03**  
(52) **U.S. Cl.**  
USPC ..... **D28/7**  
(58) **Field of Classification Search**  
USPC ..... D28/7, 8, 20-22, 30-31, 76, 85, 99;  
D4/132-135; D24/119  
CPC ..... A45D 33/12; A45D 34/04; A45D 40/24;  
A45D 40/26; A45D 40/261  
See application file for complete search history.

Winged Eyeliner Applicator, retrieved from <https://thriftandthrill.com/collections/women/products/winged-eyeliner>, cited in Notice of References Cited (PTO-892) mailed with Notice of Allowance dated June 26, 2018, in connection with Design U.S. Appl. No. 29/623,987, 1 page.

*Primary Examiner* — Zenia I Bennett  
(74) *Attorney, Agent, or Firm* — Chiesa Shahinian & Giantomasi PC

(57) **CLAIM**

The ornamental design for an eyebrow applicator, as shown and described.


(56) **References Cited**  
U.S. PATENT DOCUMENTS

**DESCRIPTION**

D330,442 S \* 10/1992 Fukazawa ..... D28/7  
D370,088 S \* 5/1996 Burns ..... D19/117  
D448,521 S 9/2001 Angeletta  
D462,480 S 9/2002 Jones  
D554,291 S 10/2007 Darnell et al.  
D659,907 S 5/2012 Lin  
D663,483 S 7/2012 Lee  
D673,325 S 12/2012 Martines  
D681,196 S 4/2013 Henrikson et al.  
D683,071 S 5/2013 Lorenz  
D701,016 S 3/2014 Rupp  
D707,393 S 6/2014 Lorenz  
D717,995 S 11/2014 Thompson

FIG. 1 is an isometric front view of an eyebrow applicator according to our design;  
FIG. 2 is a right side view thereof;  
FIG. 3 is a left side view thereof;  
FIG. 4 is a rear view thereof;  
FIG. 5 is a front view thereof;  
FIG. 6 is a top view thereof; and,  
FIG. 7 is a bottom view thereof.  
The broken lines shown in the drawings are for illustrative purposes and do not form part of the claimed design.

**1 Claim, 3 Drawing Sheets**



(56)

**References Cited**

U.S. PATENT DOCUMENTS

D865,281 S \* 10/2019 Robinson ..... D28/7  
2006/0269355 A1 11/2006 Kaufman  
2009/0241280 A1 10/2009 Pho et al.  
2017/0156473 A1 6/2017 Grund et al.

\* cited by examiner

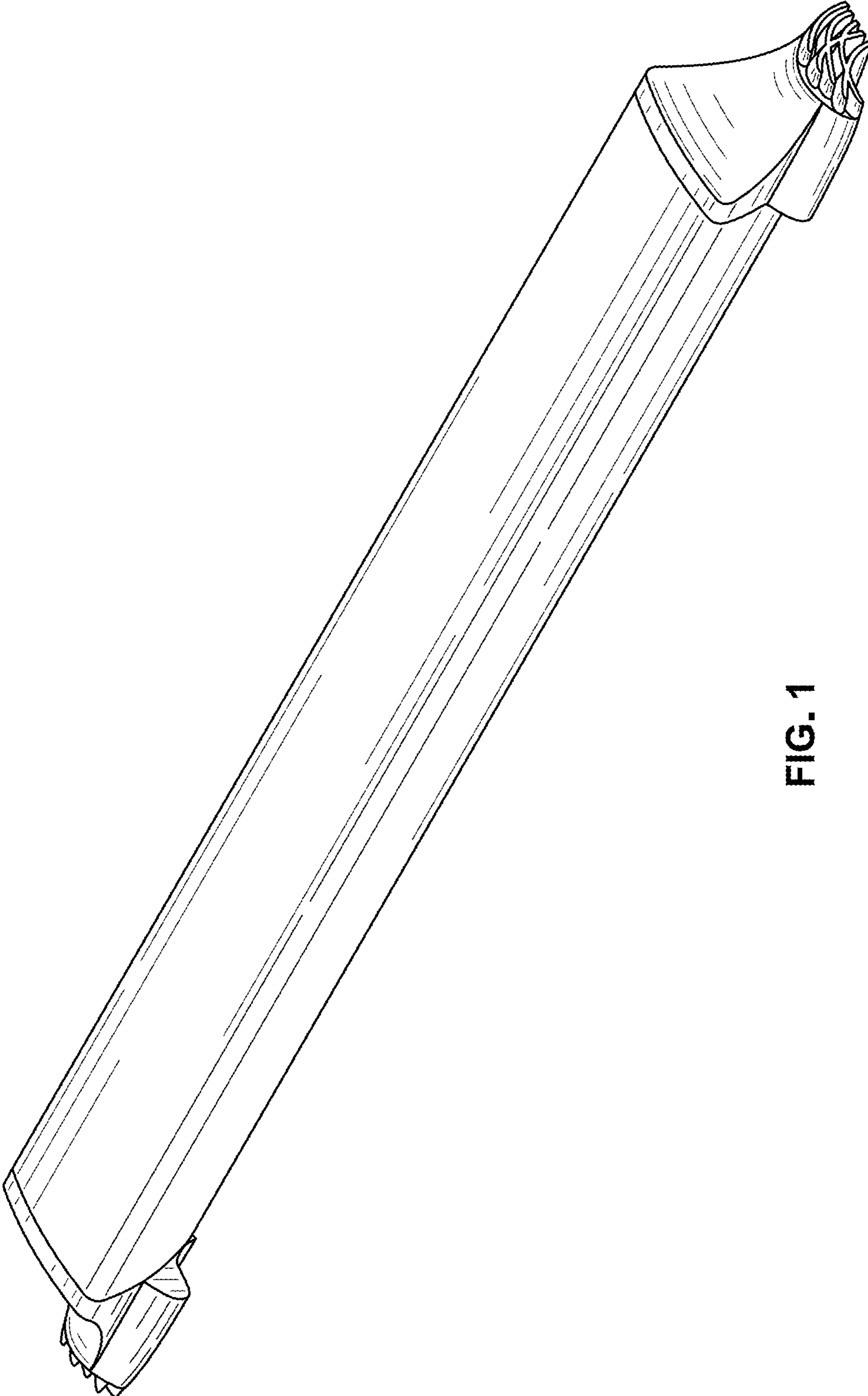


FIG. 1




FIG. 2




FIG. 3

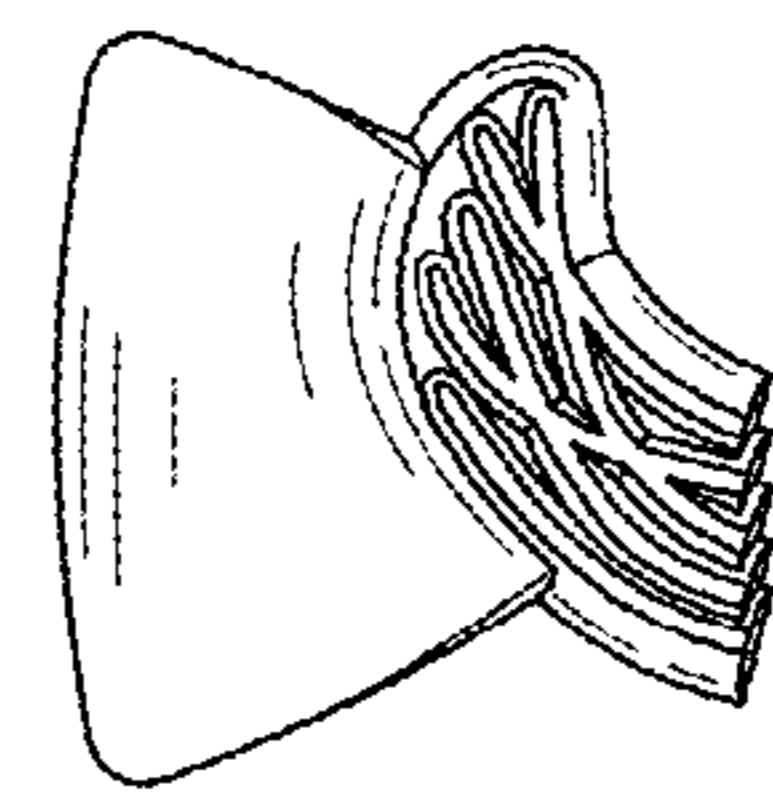


FIG. 4

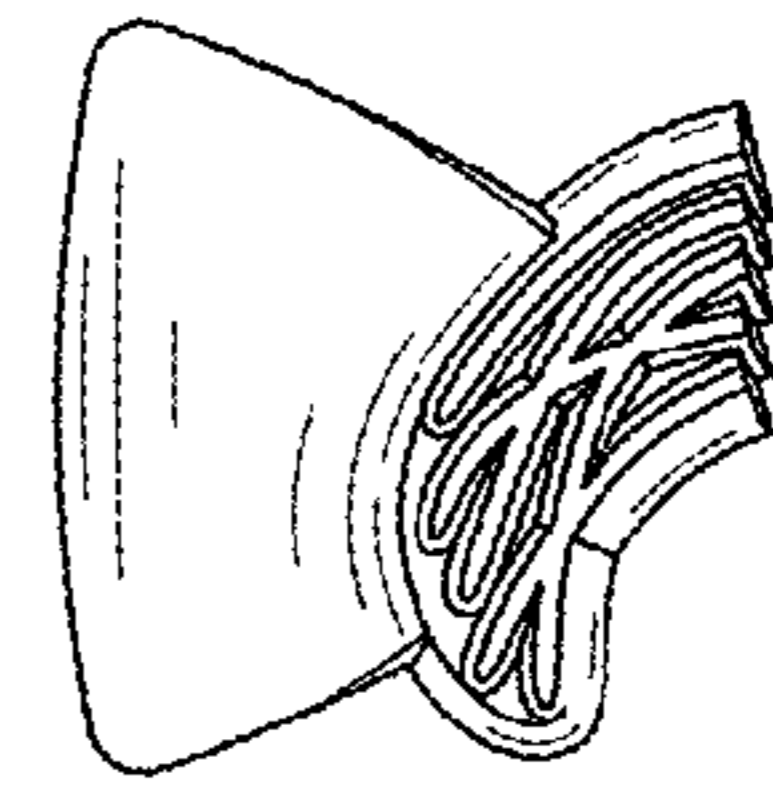


FIG. 5




FIG. 6




FIG. 7