



US00D890948S

(12) **United States Design Patent** (10) **Patent No.:** **US D890,948 S**  
**Figueredo et al.** (45) **Date of Patent:** **\*\* Jul. 21, 2020**

(54) **LABORATORY TESTING CARTRIDGE**  
(71) Applicant: **Hi Technologies SA**, Curitiba, PR (BR)  
(72) Inventors: **Marcus Vinicius Mazega Figueredo**, Curitiba (BR); **Sérgio Renato Rogal, Jr.**, Curitiba (BR); **Marcelo Júnior Cossetin**, Curitiba (BR); **Raquel dos Santos Verríssimo**, Curitiba (BR); **Ricardo Felipe Lopes da Silva**, Curitiba (BR); **Kátya Jaqueline Ribeiro Passos**, Curitiba (BR)

(73) Assignee: **HI TECHNOLOGIES S.A.**, Curitiba, PR (BR)

(\*\*) Term: **15 Years**

(21) Appl. No.: **29/609,202**

(22) Filed: **Jun. 29, 2017**

(51) **LOC (12) Cl.** ..... **24-02**

(52) **U.S. Cl.**  
USPC ..... **D24/224**

(58) **Field of Classification Search**  
USPC ..... D24/107, 108, 111, 112, 117, 130, 169, D24/216, 222–226, 231; D9/561, 529, D9/695–699; D28/85–87; D19/163, 181  
CPC .... G01N 27/26; G01N 27/49; G01N 27/3273; B01L 3/02; B01L 3/0275  
See application file for complete search history.

(56) **References Cited**

**U.S. PATENT DOCUMENTS**

D190,785 S \* 6/1961 Kruck ..... D27/160  
D277,788 S \* 2/1985 Liston ..... D24/224  
D333,365 S \* 2/1993 Desgrippes ..... D28/85  
D450,889 S \* 11/2001 Chang ..... D28/76  
D468,210 S \* 1/2003 Joubert ..... D9/529  
D497,038 S \* 10/2004 Tsai ..... D28/85  
D509,585 S \* 9/2005 Kling ..... D24/111

D547,193 S \* 7/2007 Blasko ..... D9/529  
D698,458 S \* 1/2014 Tsai ..... D24/224  
D735,042 S \* 7/2015 Simon ..... D28/76  
D759,813 S \* 6/2016 Newman ..... D24/130  
D759,814 S \* 6/2016 Newman ..... D24/130  
D764,309 S \* 8/2016 Yakos ..... D9/682  
D765,254 S \* 8/2016 Im ..... D24/169  
D796,025 S \* 8/2017 Lo ..... D24/108  
D801,181 S \* 10/2017 Koh ..... D9/529

**FOREIGN PATENT DOCUMENTS**

JP D2016-24532 \* 11/2016

\* cited by examiner

*Primary Examiner* — Susan Bennett Hattan

*Assistant Examiner* — Omeed Agilee

(74) *Attorney, Agent, or Firm* — Pilloff Passino & Cosenza LLP; Sean A. Passino; Rachel K. Pilloff

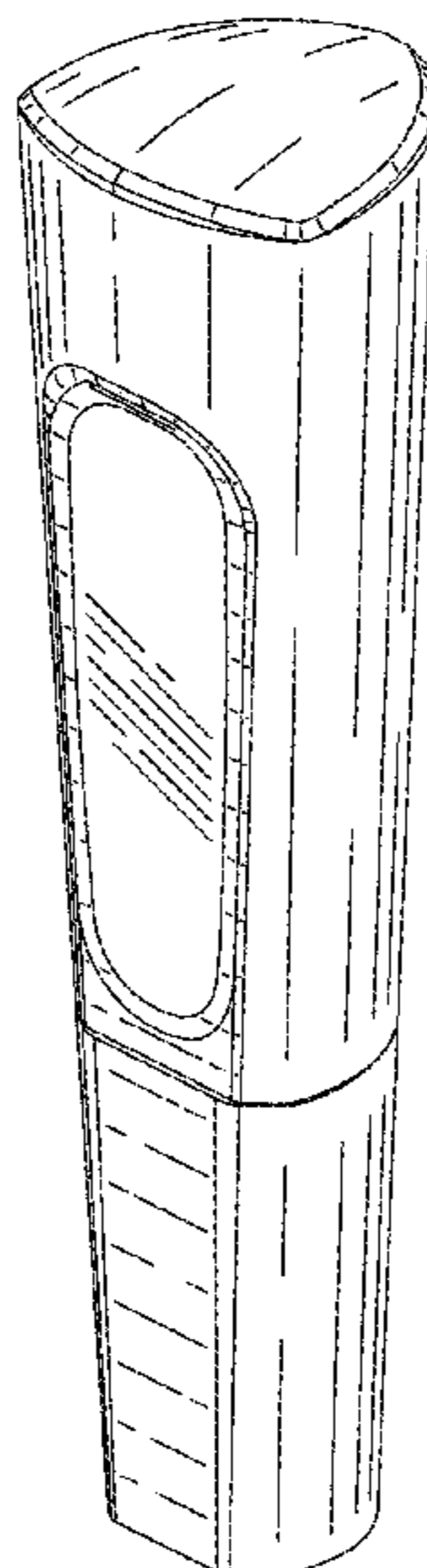
(57) **CLAIM**

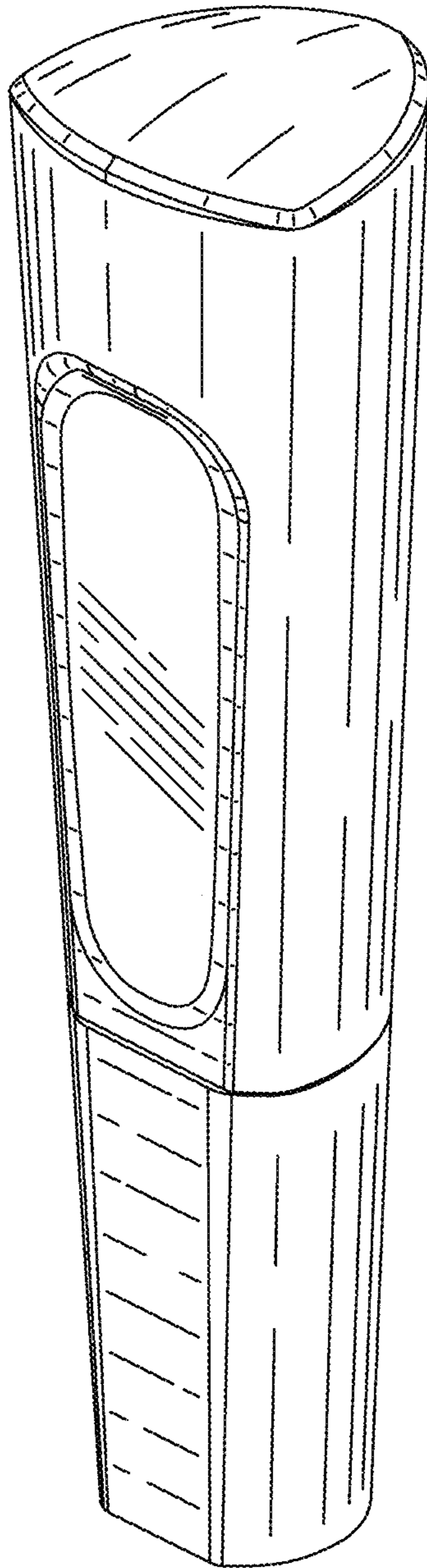
The ornamental design for a laboratory testing cartridge, as shown and described.

**DESCRIPTION**

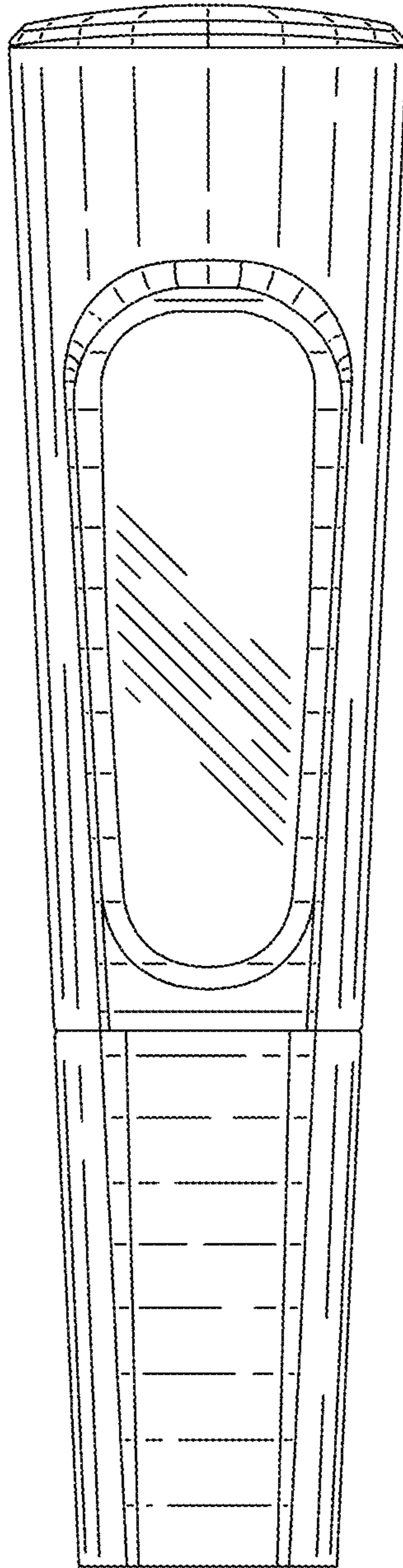
FIG. 1 is a top perspective view of a laboratory testing cartridge showing our design.  
FIG. 2 is a front side elevational view thereof.  
FIG. 3 is a rear side elevational view thereof.  
FIG. 4 is a right side elevational view thereof.  
FIG. 5 is a left side elevational view thereof.  
FIG. 6 is a top plan view thereof; and,  
FIG. 7 is a bottom plan view thereof.  
The bottom of the laboratory testing cartridge is flat.  
The evenly spaced broken lines in FIG. 7 depict portions of the laboratory testing cartridge that form no part of the claimed design. The dot-dash-dot broken line in FIG. 7 defines the boundaries of the claimed design and forms no part thereof.

**1 Claim, 7 Drawing Sheets**

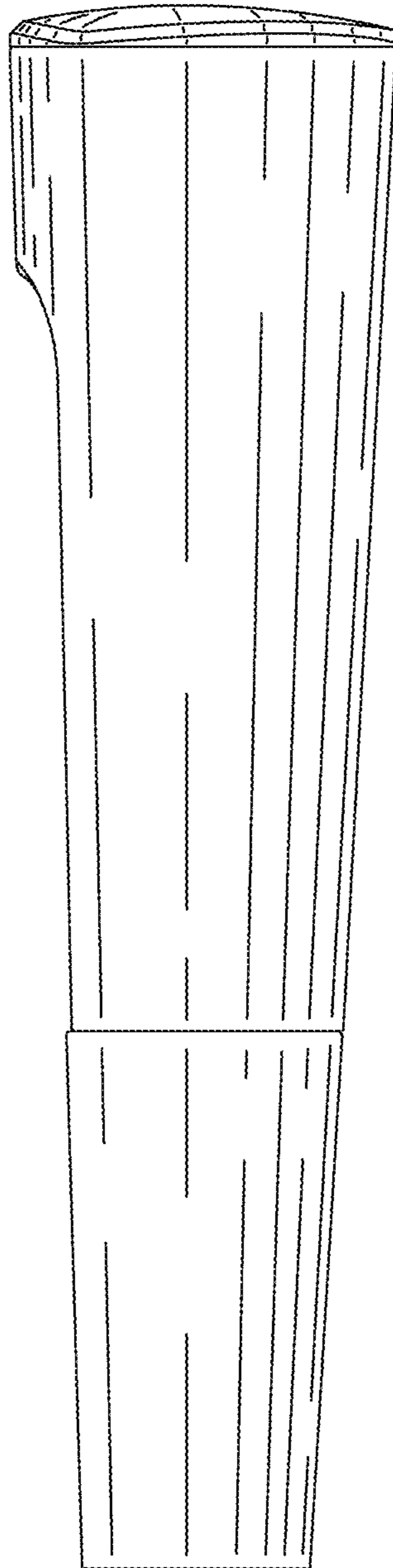




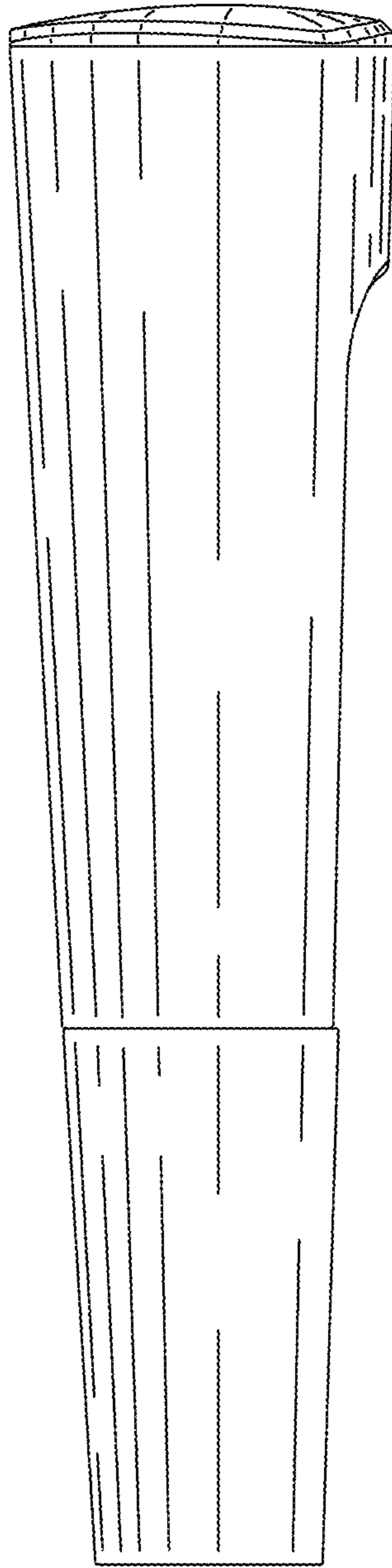
**FIG.1**



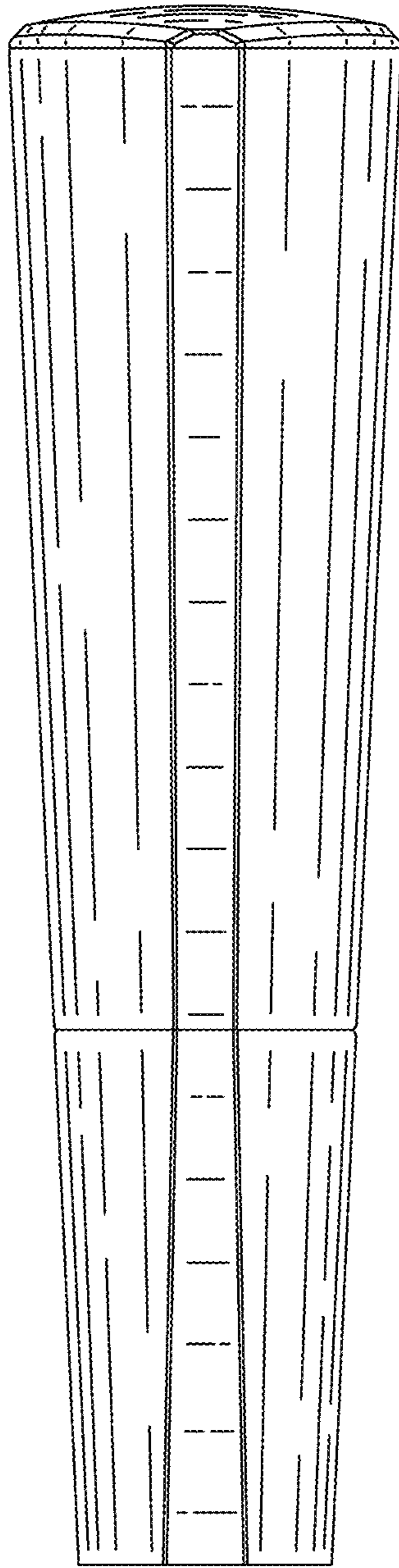
**FIG.2**



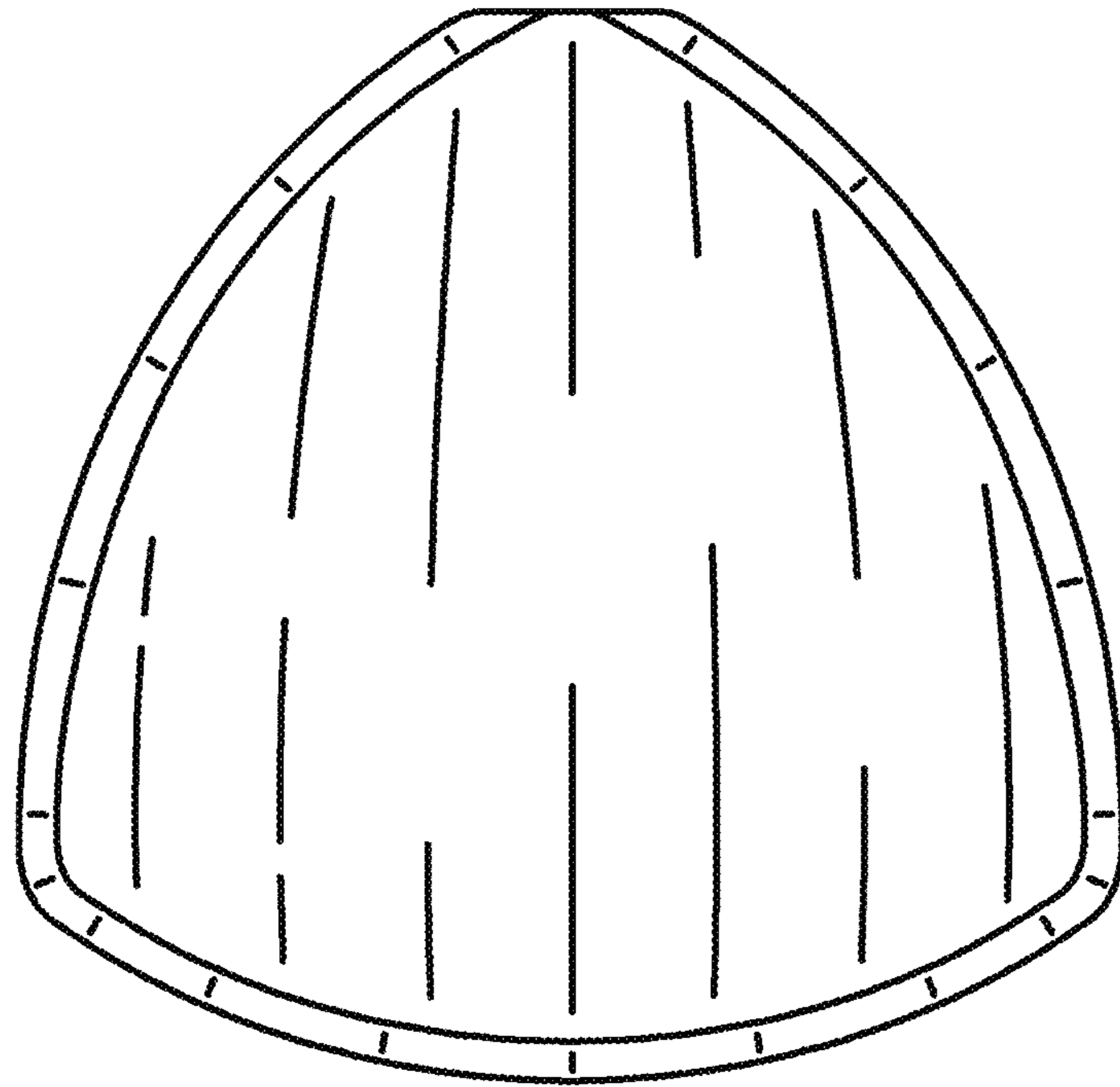
**FIG.3**



**FIG.4**



**FIG.5**



**FIG.6**

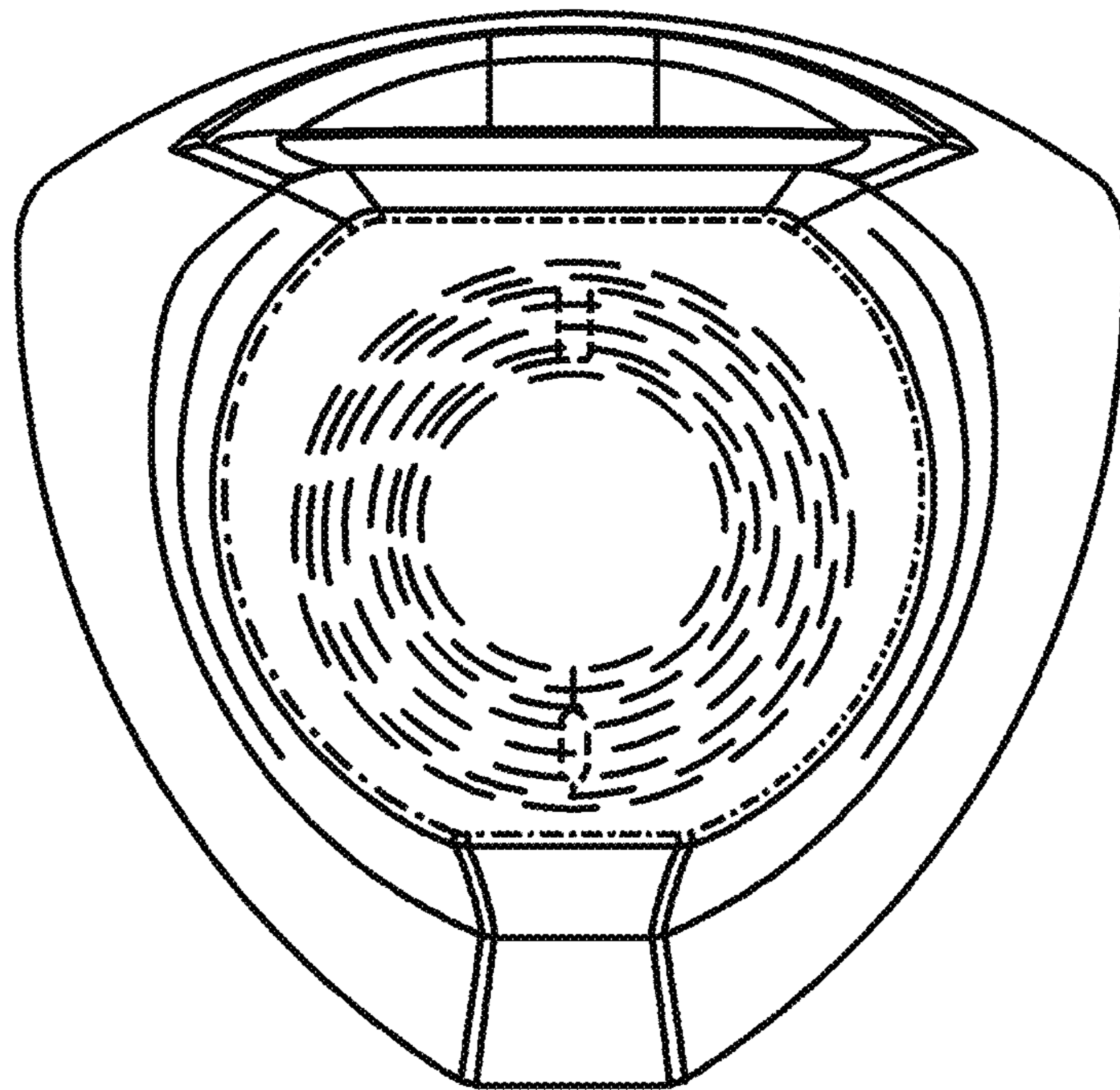


FIG.7