



US00D890923S

(12) **United States Design Patent** (10) **Patent No.:** **US D890,923 S**
Stahl et al. (45) **Date of Patent:** **** Jul. 21, 2020**

(54) **SANITARY ARTICLE**

(56) **References Cited**

(71) Applicant: **Essity Hygiene and Health Aktiebolag**, Gothenburg (SE)
(72) Inventors: **Shadi Stahl**, Gothenburg (SE); **Anna Bagger-Sjoback**, Gothenburg (SE); **Anita Haraldsson Hedbratt**, Molnlycke (SE); **Daniela Alonso**, Cuernavaca (MX)
(73) Assignee: **Essity Hygiene and Health Aktiebolag**, Gothenburg (SE)

U.S. PATENT DOCUMENTS

D481,796 S	11/2003	De Carvalho et al.	
D542,410 S *	5/2007	Gubernick	D24/125
D542,411 S *	5/2007	Gubernick	D24/125
D575,392 S *	8/2008	Francoeur	D24/125
D607,560 S	1/2010	Bruzadin et al.	
D612,491 S	3/2010	Sullivan Conrad et al.	
D641,867 S	7/2011	Hood et al.	
8,093,448 B2 *	1/2012	De Carvalho	A61F 13/15658 604/374

(Continued)

FOREIGN PATENT DOCUMENTS

EM	RCD2575142	5/2015
EM	RCD2495796	9/2015

(Continued)

Primary Examiner — Samantha Q Lawrence
(74) *Attorney, Agent, or Firm* — Wood Herron & Evans LLP

(**) Term: **15 Years**

(21) Appl. No.: **29/710,288**

(22) Filed: **Oct. 22, 2019**

Related U.S. Application Data

(60) Division of application No. 29/684,201, filed on Mar. 19, 2019, now Pat. No. Des. 882,775, which is a continuation of application No. 29/637,820, filed on Feb. 22, 2018, now Pat. No. Des. 865,952.

Foreign Application Priority Data

Aug. 22, 2017 (EM) 004157873

(51) **LOC (12) Cl.** **24-04**

(52) **U.S. Cl.**
USPC **D24/125**

(58) **Field of Classification Search**
USPC D24/124, 125, 126, 189, 190, 191, 192;
D29/101.5, 119, 121.1, 124; D6/354
CPC A61F 13/15; A61F 13/64; A61F 13/476;
A61F 13/5611; A61F 13/5633; A61F
2013/16; A61F 2013/4708

See application file for complete search history.

CLAIM

The ornamental design for a sanitary article, as shown and described.

DESCRIPTION

FIG. 1 is a top perspective view of a sanitary article showing our new design.

FIG. 2 is a top plan view thereof.

FIG. 3 is a bottom plan thereof.

FIG. 4 is a left side elevational view thereof.

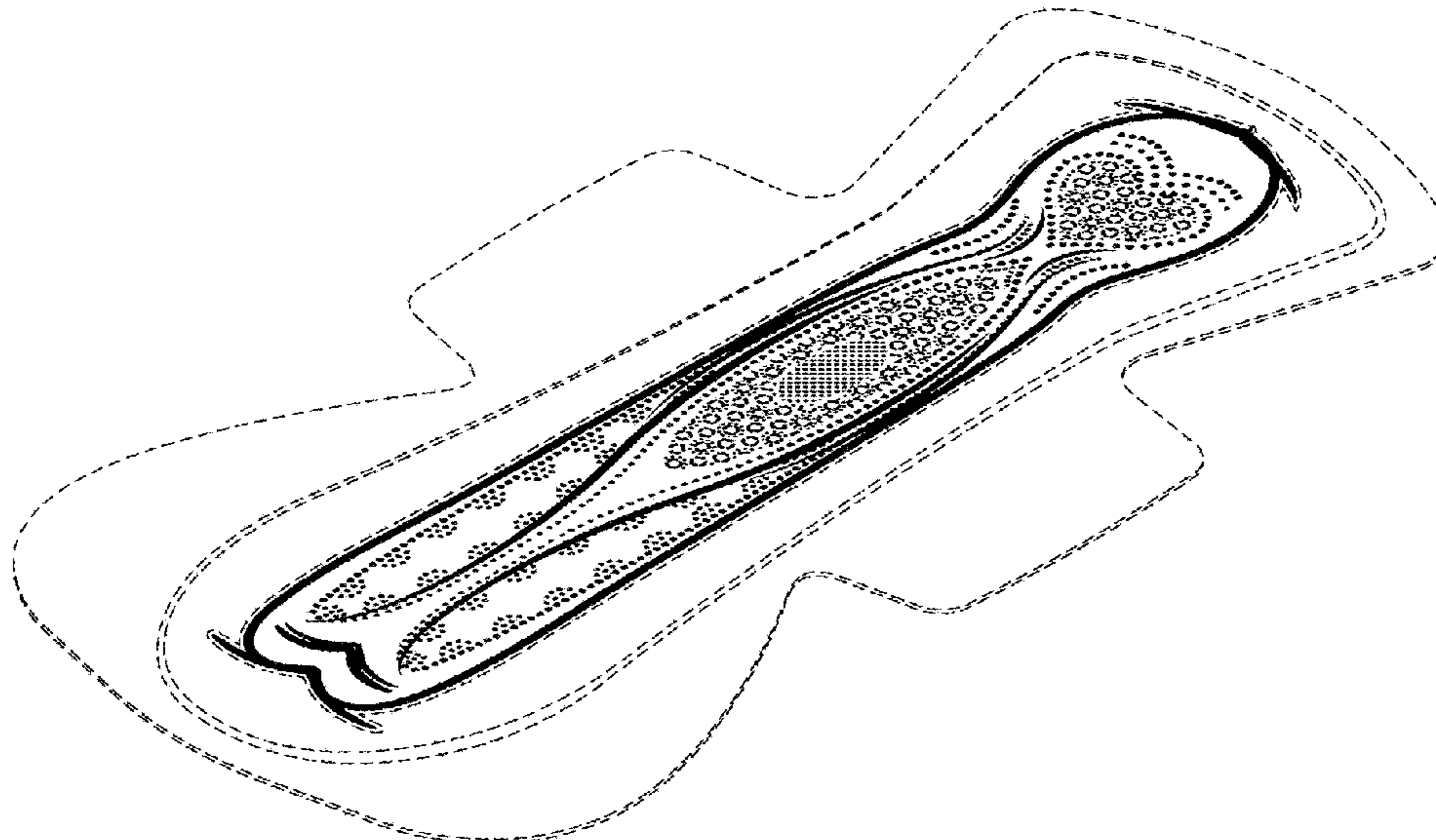
FIG. 5 is a right side elevational view thereof.

FIG. 6 is a front elevational view thereof; and,

FIG. 7 is a rear elevational view thereof.

The broken lines shown in FIGS. 1-7 illustrate portions of the sanitary article that form no part of the claimed design. The broken line directly adjacent the pattern shown in solid lines in FIGS. 1 and 2 illustrates a boundary that forms no part of the claimed design.

1 Claim, 7 Drawing Sheets



(56)

References Cited

U.S. PATENT DOCUMENTS

D664,643	S	7/2012	Ungers et al.	
D674,483	S	1/2013	Hood et al.	
D678,518	S	3/2013	Marcelo et al.	
D679,808	S *	4/2013	Hood	D24/124
D724,205	S	3/2015	Cardin et al.	
D759,233	S	6/2016	Gressle et al.	
D766,428	S	9/2016	Gressle	
D782,661	S	3/2017	Latshaw	
D782,662	S	3/2017	Latshaw	
D787,049	S	5/2017	Lundstrom et al.	
D806,866	S	1/2018	Bova et al.	
D808,519	S *	1/2018	Sanchez Fernandez	D24/125
D815,275	S	4/2018	Hood et al.	
D816,214	S	4/2018	Bruce et al.	
D825,743	S	8/2018	Canfield et al.	
D833,605	S	11/2018	Persson et al.	
D851,758	S *	6/2019	Barbosa	D24/125
D853,556	S *	7/2019	Persson	D24/125
D865,952	S *	11/2019	Stahl	D24/125
2011/0106036	A1 *	5/2011	Stahl	A61F 13/53747 604/383
2020/0060893	A1 *	2/2020	Yonaha	A61F 13/51108

FOREIGN PATENT DOCUMENTS

EM	RCD2471581	6/2016
EM	RCD2576926	6/2016

* cited by examiner

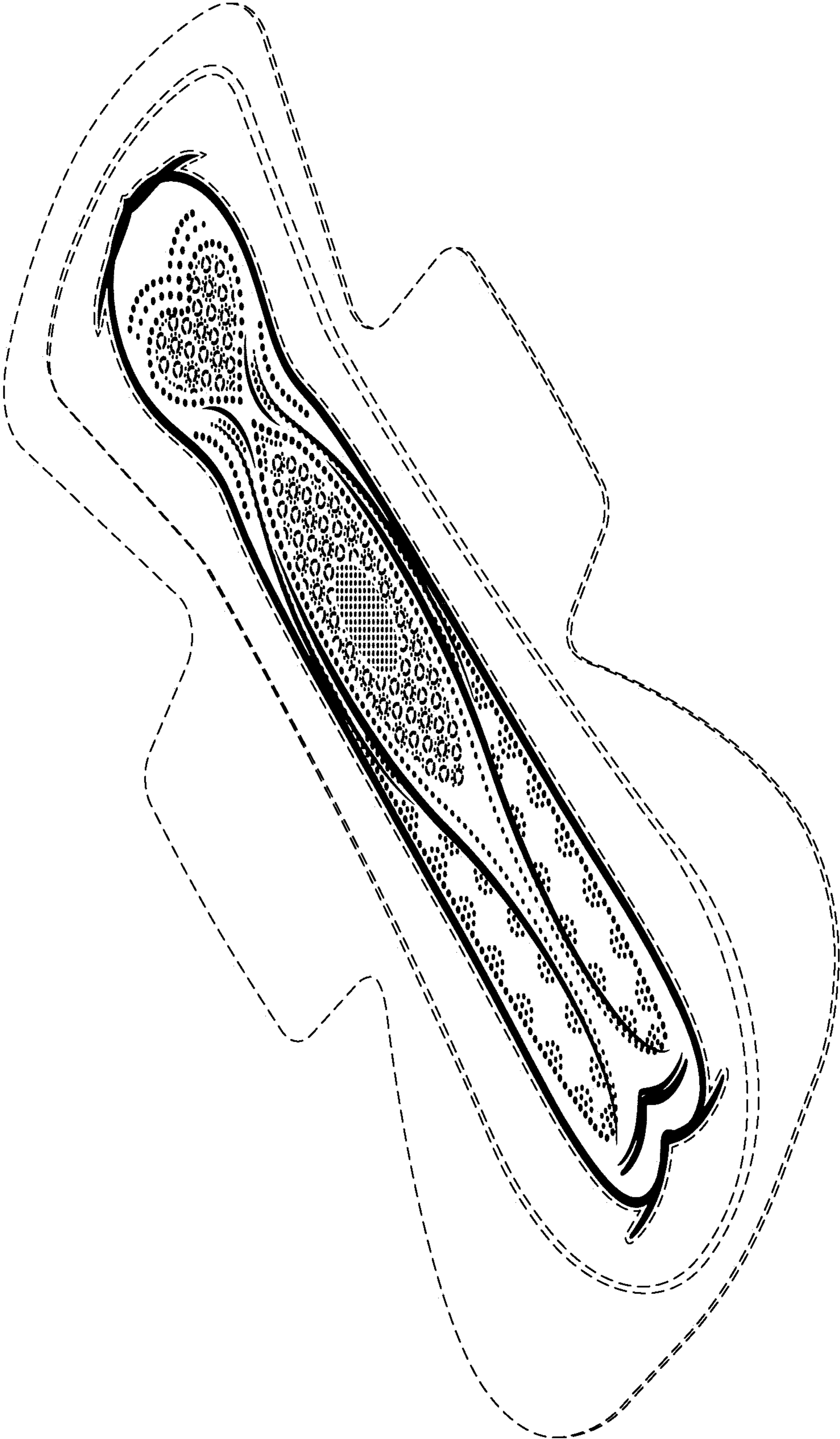


FIG. 1

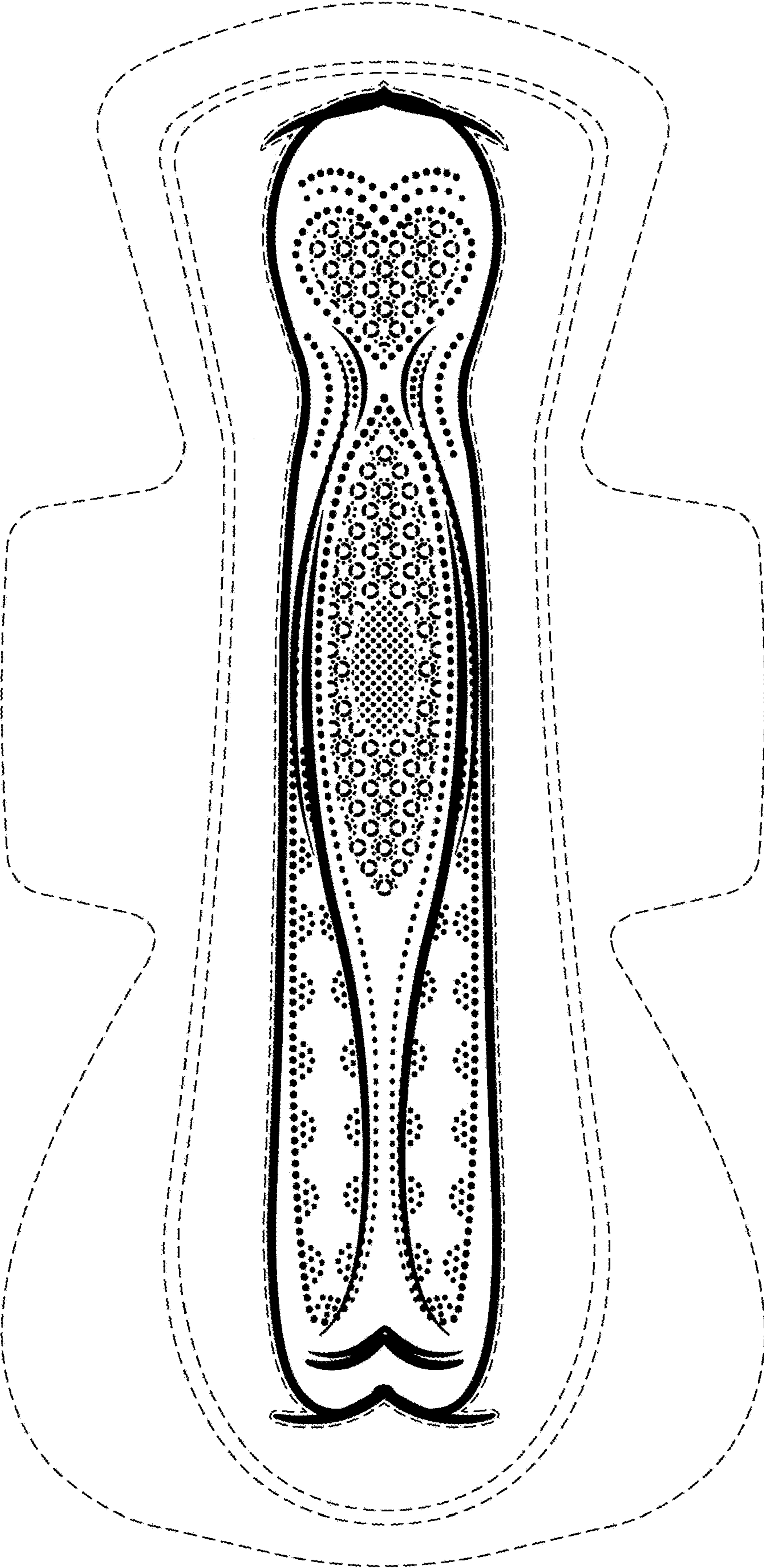


FIG. 2




FIG. 3

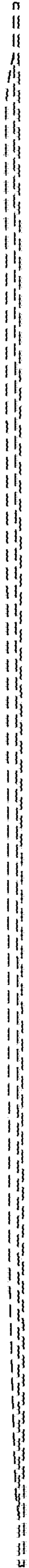


FIG. 4



FIG. 5

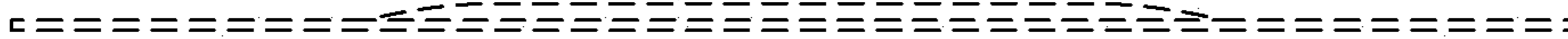


FIG. 6

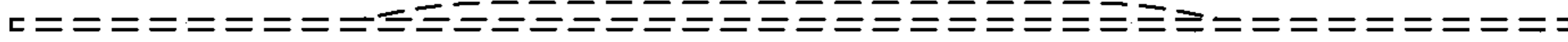


FIG. 7