



US00D890922S

(12) **United States Design Patent** (10) **Patent No.:** **US D890,922 S**
Baik et al. (45) **Date of Patent:** **** Jul. 21, 2020**

(54) **SURGICAL SPONGE**

(56) **References Cited**

(71) Applicant: **International Private Bank LLC**, St. Thomas (VG)

U.S. PATENT DOCUMENTS

(72) Inventors: **Peter Baik**, Tulsa, OK (US); **Courtney Craft**, Knoxville, TN (US); **Michael Kastura**, Knoxville, TN (US)

| | | | | | |
|--------------|------|---------|-------------|-------|---------------|
| 4,515,594 | A * | 5/1985 | Pendergrass | | A61F 13/36 |
| | | | | | 602/44 |
| 4,704,109 | A * | 11/1987 | Rupinkas | | A61F 13/44 |
| | | | | | 604/362 |
| 4,917,694 | A * | 4/1990 | Jessup | | A61F 13/44 |
| | | | | | 604/362 |
| 5,180,375 | A * | 1/1993 | Feibus | | A61F 13/36 |
| | | | | | 604/264 |
| D599,476 | S * | 9/2009 | Levine | | D24/119 |
| 9,872,732 | B2 * | 1/2018 | Blair | | A61F 13/44 |
| 9,883,916 | B2 * | 2/2018 | Sellers | | A61B 50/33 |
| 2019/0209389 | A1 * | 7/2019 | Jacobs | | A61F 13/00021 |
| 2019/0358091 | A1 * | 11/2019 | Baik | | A61F 13/15203 |
| 2019/0358092 | A1 * | 11/2019 | Baik | | A61F 13/45 |

(73) Assignee: **International Private Bank LLC**, St. Thomas, VI (US)

(**) Term: **15 Years**

(21) Appl. No.: **29/727,795**

(22) Filed: **Mar. 13, 2020**

* cited by examiner

Related U.S. Application Data

(62) Division of application No. 29/649,026, filed on May 25, 2018, now Pat. No. Des. 882,766.

(51) **LOC (12) Cl.** **24-02**

(52) **U.S. Cl.**
USPC **D24/119**; D24/108

(58) **Field of Classification Search**
USPC D24/108, 119, 124, 127, 133, 141, 189, D24/190, 191, 192; D28/7, 8; D32/40, D32/41, 42, 43, 46, 50, 51, 52; D21/27, D21/383, 414, 415
CPC A61F 13/36; A61F 13/00008; A61F 13/51311; A61F 13/534; A61F 13/539; A61F 2013/00153; A61F 2013/00744; A61F 2013/15821; A61F 2013/53445; A61F 13/15203; A61B 2050/375; A61B 50/37

See application file for complete search history.

Primary Examiner — Samantha Q Lawrence
(74) *Attorney, Agent, or Firm* — Luedeka Neely Group, PC

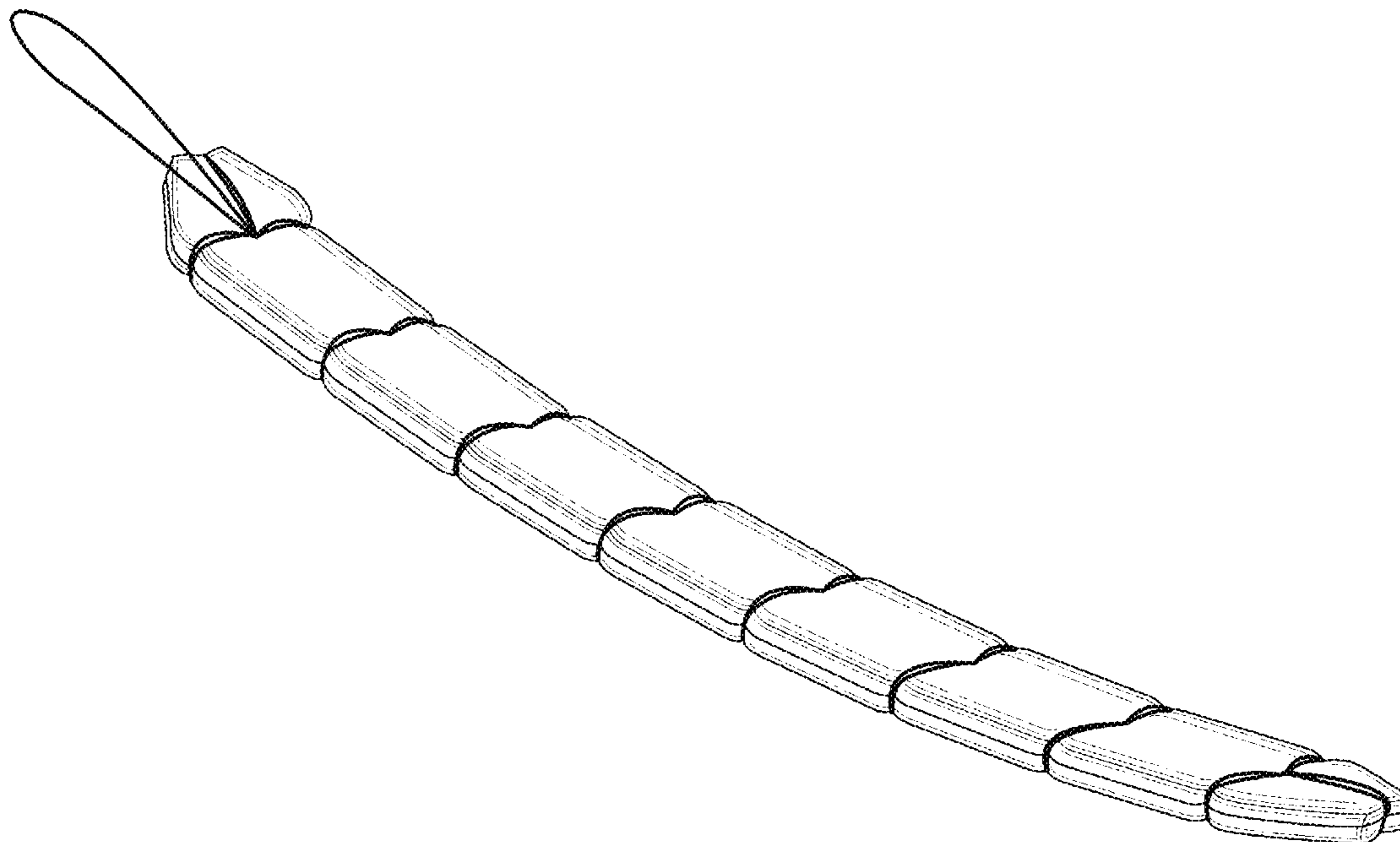
(57) **CLAIM**

The ornamental design for a surgical sponge, as shown and described.

DESCRIPTION

FIG. 1 is a front perspective view of a surgical sponge showing the thread in a first position of use; FIG. 2 is a top plan view thereof showing the thread in an alternate position of use; FIG. 3 is a bottom plan view thereof; FIG. 4 is a right-side view thereof; FIG. 5 is a left-side view thereof; FIG. 6 is a front-end view thereof; and, FIG. 7 is a rear-end view thereof.

1 Claim, 3 Drawing Sheets



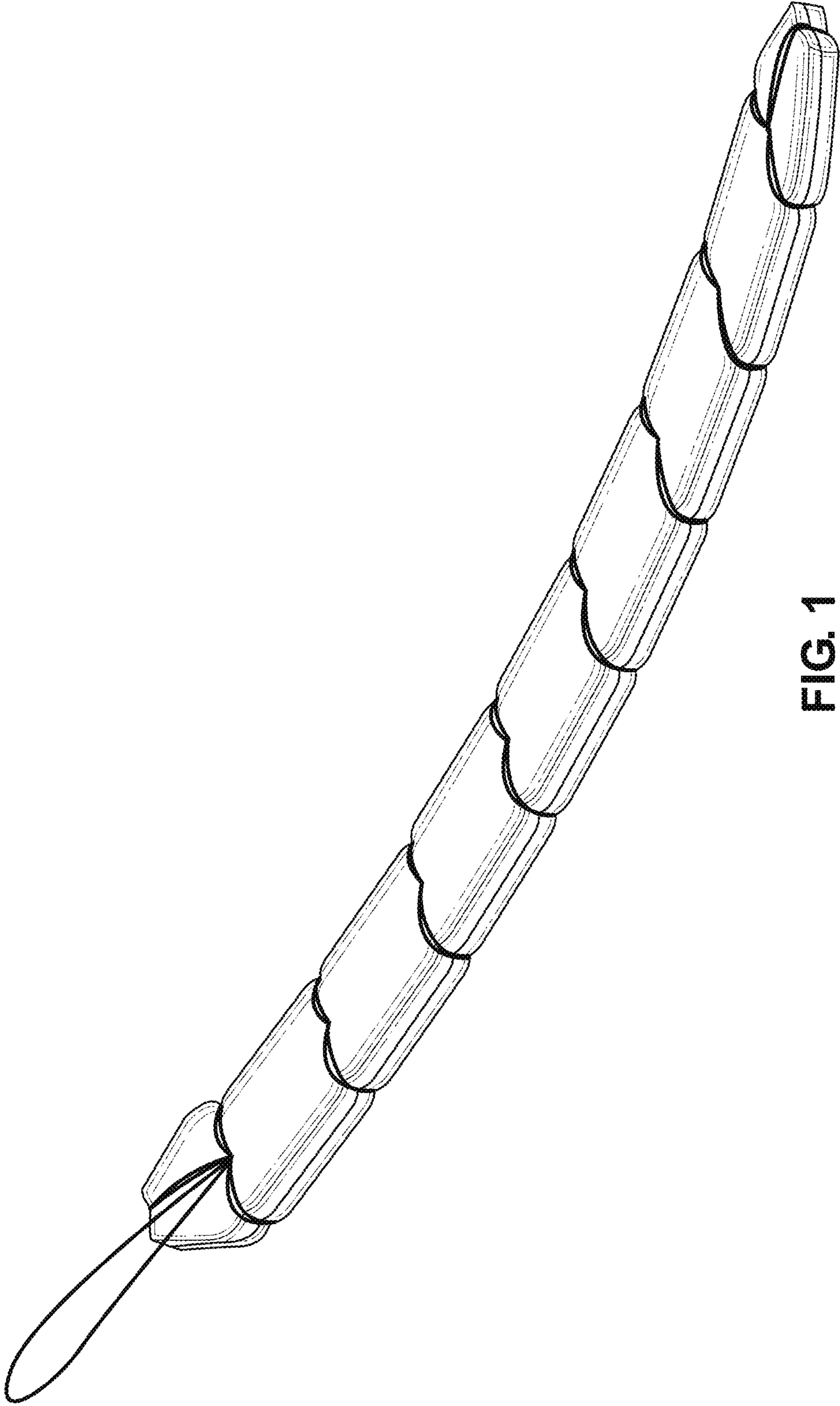


FIG. 1

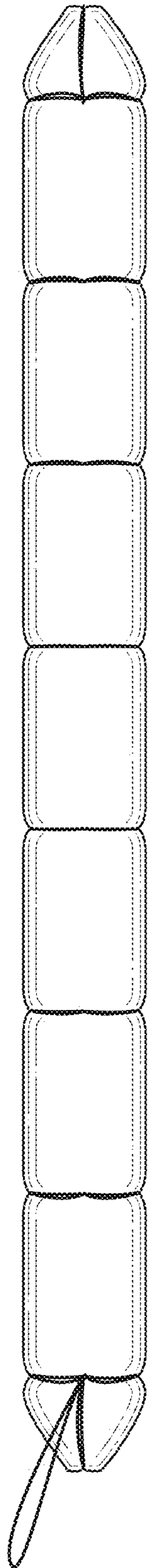


FIG. 2

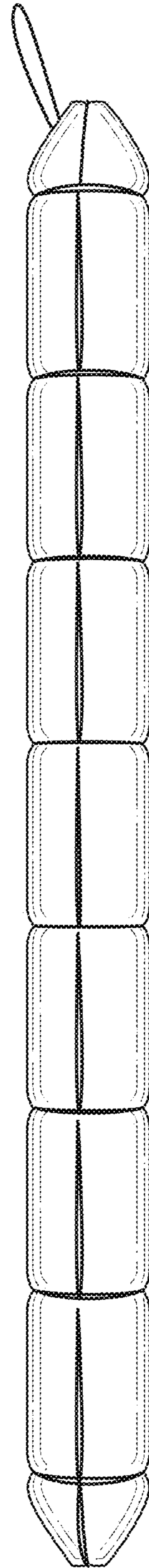


FIG. 3

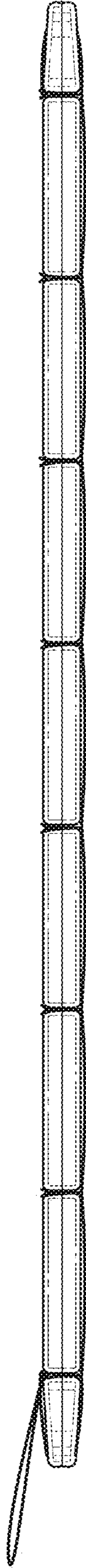


FIG. 4

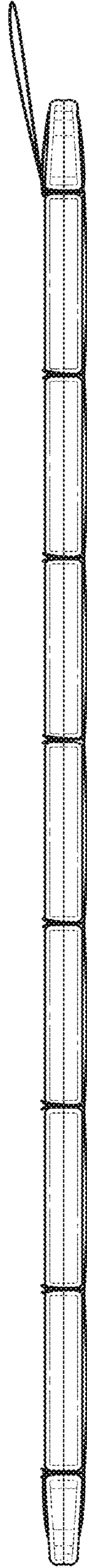


FIG. 5

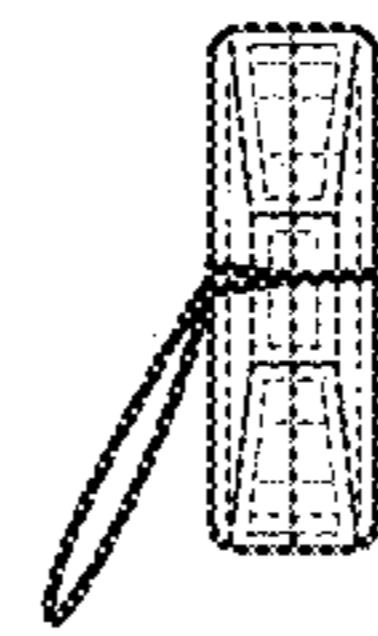


FIG. 6

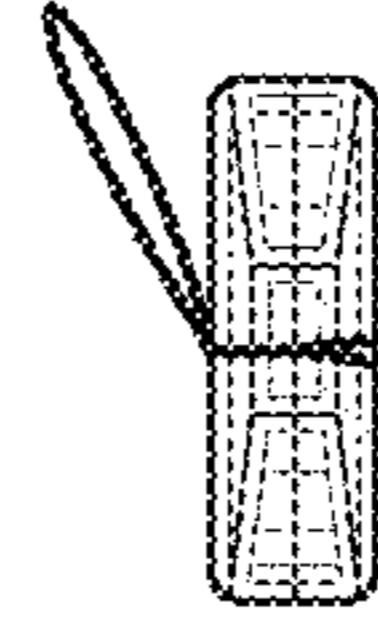


FIG. 7