

US00D890913S

(12) **United States Design Patent** (10) **Patent No.:** **US D890,913 S**
Wimmer et al. (45) **Date of Patent:** **** Jul. 21, 2020**

(54) **BURNER COVER**
(71) Applicant: **SCHOTT Corporation**, Elmsford, NY (US)
(72) Inventors: **Zachary D. Wimmer**, Louisville, KY (US); **Theodore A. Wegert**, Louisville, KY (US)
(73) Assignee: **SCOTT CORPORATION**, Elmsford, NY (US)

D443,795 S 6/2001 Rimback
D446,683 S 8/2001 Pai
D474,371 S 5/2003 Lor
6,763,824 B1 7/2004 Hsu
6,966,253 B2 11/2005 Witzel
D516,904 S 3/2006 Kendrick
D559,098 S 1/2008 Wilbur
D559,672 S 1/2008 Alexander
D585,702 S 2/2009 Borovicka
D615,848 S 5/2010 Prichard

(Continued)

(**) Term: **15 Years**

(21) Appl. No.: **29/639,560**

(22) Filed: **Mar. 7, 2018**

(51) **LOC (12) Cl.** **23-03**

(52) **U.S. Cl.**
USPC **D23/386**

(58) **Field of Classification Search**
USPC D23/386, 388, 390, 393, 398, 403
CPC B01D 46/0005; F04D 29/4206; F24H 3/0417

See application file for complete search history.

(56) **References Cited**

U.S. PATENT DOCUMENTS

D91,639 S 2/1934 Stulik
D131,167 S 1/1942 Smallen
D152,139 S 12/1948 Covey
3,482,760 A 12/1969 Pascus
3,704,703 A 12/1972 Takase
D303,909 S 10/1989 Stankus
D305,291 S 1/1990 Klev
5,617,778 A 4/1997 Schroeter
D391,117 S 2/1998 Law
5,735,260 A 4/1998 Rimback
5,878,739 A 3/1999 Guidry
6,125,838 A 10/2000 Hedgpath
D441,604 S 5/2001 Valdez

FOREIGN PATENT DOCUMENTS

AU 2010202673 7/2011
AU 2011101307 11/2011

(Continued)

Primary Examiner — Karen S Acker

Assistant Examiner — Steven B Reinholdt, Jr.

(74) *Attorney, Agent, or Firm* — Ohlandt, Greeley, Ruggiero & Perle, L.L.P.

(57) **CLAIM**

The ornamental design for a burner cover, as shown and described.

DESCRIPTION

FIG. 1 is a perspective view of a burner cover of the present disclosure.

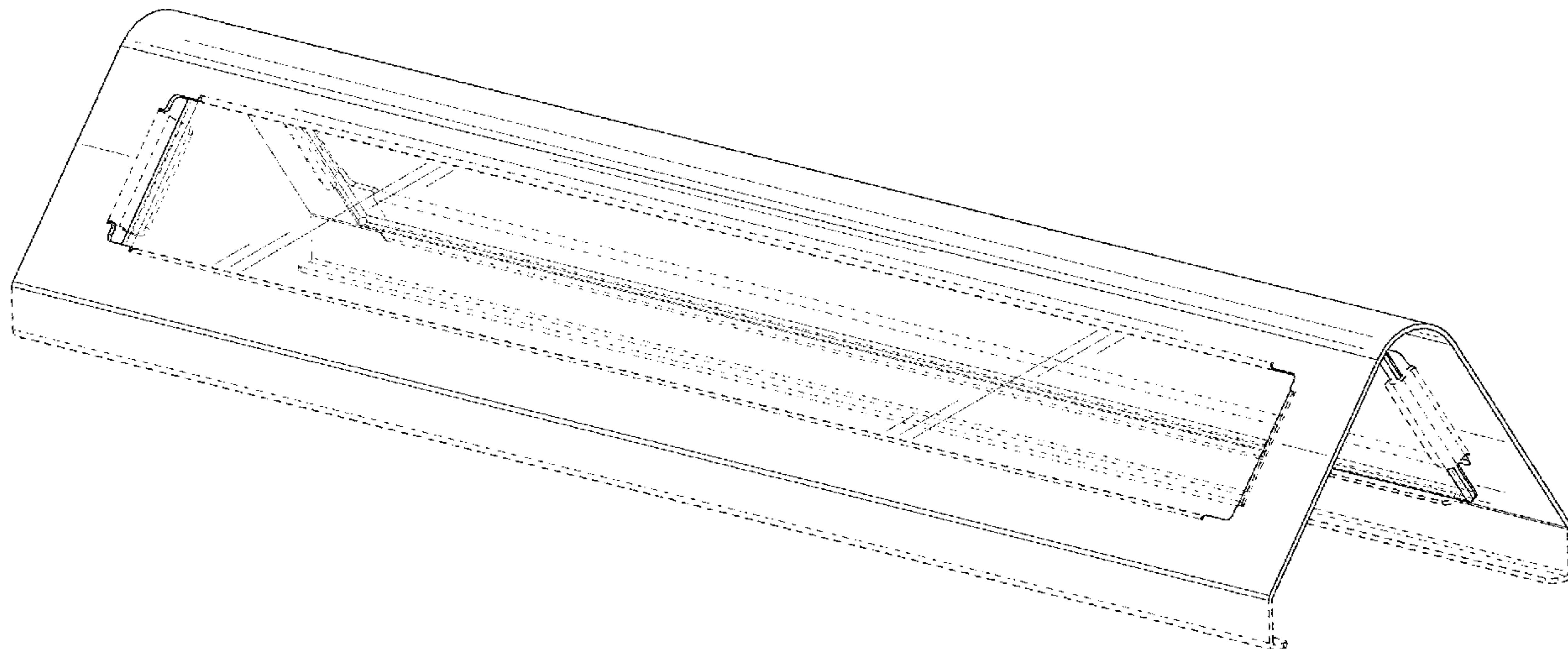
FIG. 2 is a first elevation view of the burner cover of FIG. 1;

FIG. 3 is a second elevation view of the burner cover of FIG. 1;

FIG. 4 is a top plan view of the burner cover of FIG. 1; and, FIG. 5 is a bottom plan view of the burner cover of FIG. 1.

The broken lines and unshaded areas in the drawings depict portions of the burner cover that form no part of the claimed design.

1 Claim, 4 Drawing Sheets



(56)

References Cited

U.S. PATENT DOCUMENTS

7,836,657	B1	11/2010	diGirolamo	
7,866,256	B2	1/2011	Frigo	
8,037,879	B2	10/2011	Murrin	
8,113,191	B2	2/2012	Hong	
D657,073	S	4/2012	Reves	
8,234,973	B1	8/2012	Rhee	
8,662,070	B2	3/2014	Johnston	
8,875,622	B2	11/2014	Chung	
D722,819	S	2/2015	Lu	
9,097,428	B2	8/2015	Tang	
D747,922	S	1/2016	Borovicka	
9,492,032	B2	11/2016	Chung	
9,504,352	B2	11/2016	Lin	
D805,181	S *	12/2017	Urano	D23/388
D806,854	S *	1/2018	Urano	D23/388
D806,855	S *	1/2018	Urano	D23/388
D807,495	S *	1/2018	Hirsch	D23/393
D818,301	S	5/2018	Khachatryan	
D826,636	S	8/2018	Siazon	

D834,921	S	12/2018	Rose	
2001/0017132	A1	8/2001	Yokoyama	
2002/0011244	A1	1/2002	Giebel	
2004/0025862	A1	2/2004	Lor	
2005/0009816	A1	1/2005	Gouliaev	
2005/0284461	A1	12/2005	Hsu	
2006/0112949	A1	6/2006	Ducate	
2009/0255414	A1	10/2009	Wang	
2010/0139650	A1	6/2010	Pritchard	
2010/0263829	A1 *	10/2010	Kimura	F24F 1/01 165/59
2012/0138046	A1	6/2012	Kyte	
2012/0266856	A1	10/2012	Zepek	
2014/0245706	A1 *	9/2014	McLaurin	B01D 46/0005 55/385.2
2017/0191254	A1	7/2017	Daudet	

FOREIGN PATENT DOCUMENTS

FR	2305689	10/1976
WO	2008086564	7/2008

* cited by examiner

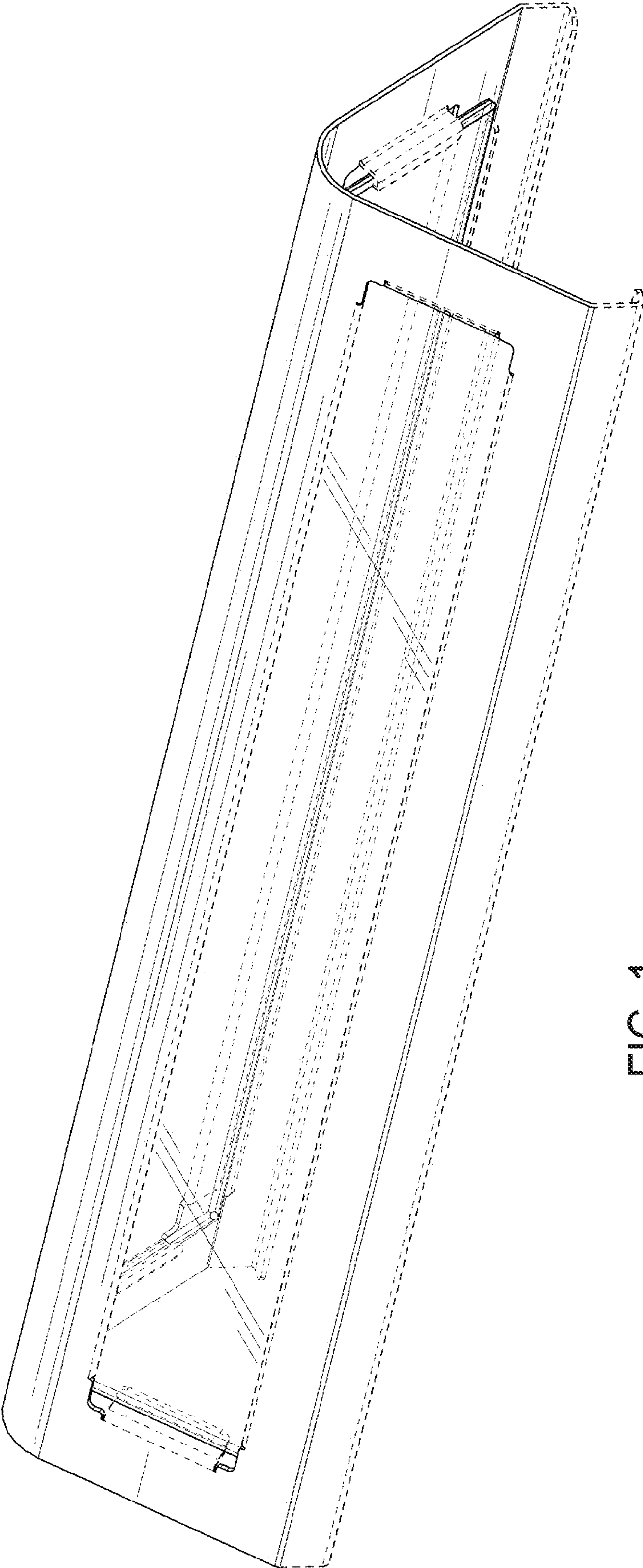


FIG. 1




FIG. 2

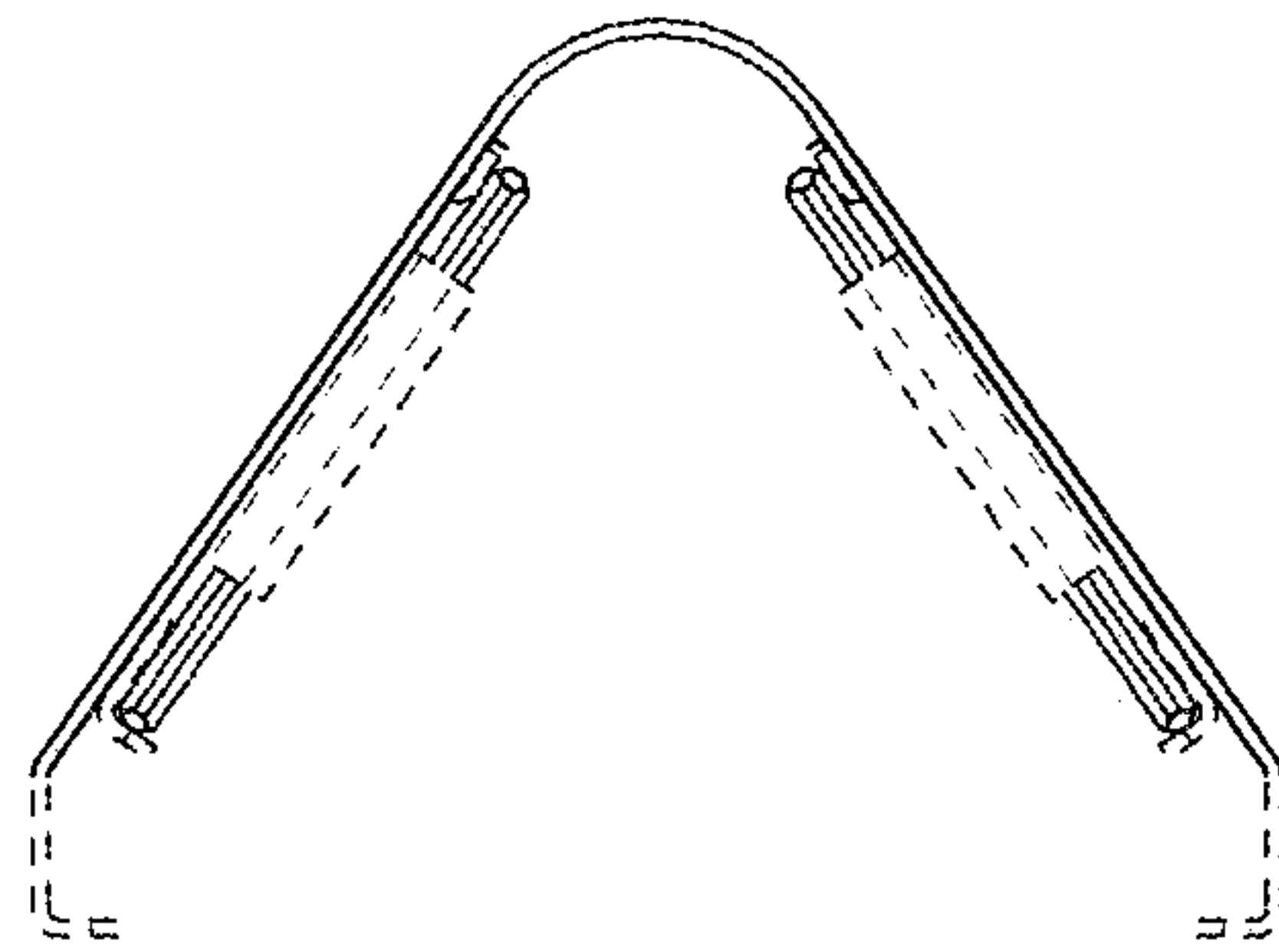


FIG. 3




FIG. 4

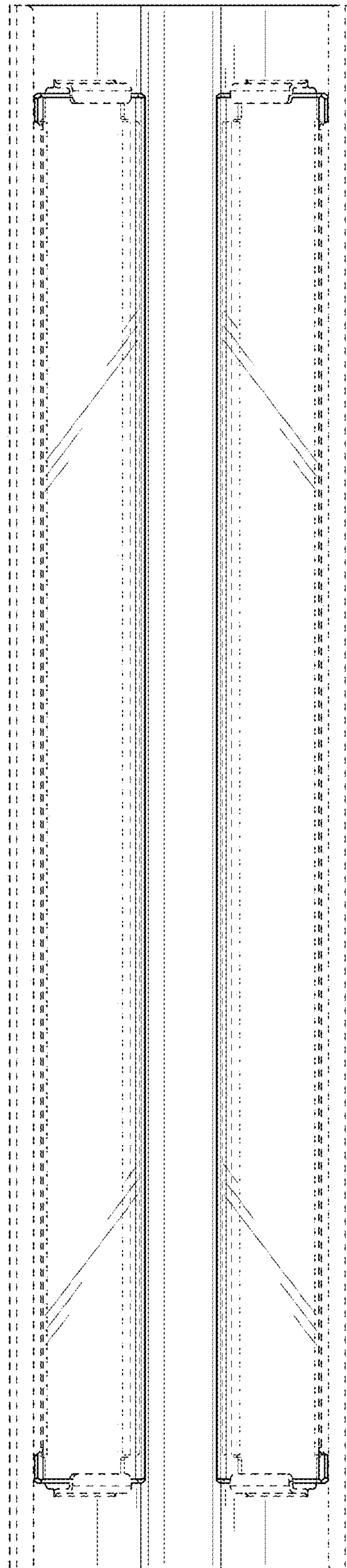


FIG. 5