

US00D890901S

(12) **United States Design Patent**  
**Young et al.**

(10) **Patent No.:** **US D890,901 S**  
(45) **Date of Patent:** **\*\* Jul. 21, 2020**

(54) **COMPACT PERSONAL AIR PURIFIER**

(71) Applicant: **Aeron Lifestyle Technology, Inc.**,  
Fairfield, IA (US)

(72) Inventors: **Christopher E. Young**, Rushville, IL  
(US); **Patrick Guerin**, Fairfield, IA  
(US); **Patrick J. Kosar**, Fairfield, IA  
(US)

(73) Assignee: **AERON LIFESTYLE  
TECHNOLOGY, INC.**, Fairfield, IA  
(US)

(\*\*) Term: **15 Years**

(21) Appl. No.: **29/678,835**

(22) Filed: **Jan. 31, 2019**

(51) **LOC (12) Cl.** ..... **23-04**

(52) **U.S. Cl.**  
USPC ..... **D23/364**

(58) **Field of Classification Search**  
USPC ..... D23/355-366, 352, 369, 332, 333, 335,  
D23/336, 342, 351; 422/120, 122;  
55/356, 473, 504; 96/97; 261/DIG. 17,  
261/DIG. 65, DIG. 88, DIG. 31  
CPC .. A61L 9/16; A61L 9/22; B01D 47/00; B01D  
47/027; B01D 2221/02; B01D 2259/4508;  
B03C 3/155; B03C 3/368; F24F 3/16;  
F24F 13/20; F24F 13/28  
See application file for complete search history.

(56) **References Cited**

**U.S. PATENT DOCUMENTS**

D446,849 S \* 8/2001 Weinberg ..... D23/364  
D633,610 S \* 3/2011 Wu ..... D23/366

D677,774 S \* 3/2013 Postma ..... D23/360  
D708,727 S \* 7/2014 Postma ..... D23/360  
D726,295 S \* 4/2015 Kim ..... D23/351  
9,005,347 B2 \* 4/2015 Lev ..... B03C 3/011  
96/39  
D731,045 S \* 6/2015 Huang ..... D23/364  
D733,278 S \* 6/2015 Newlin ..... D23/366  
D754,316 S \* 4/2016 Yasuoka ..... D23/366  
D849,920 S \* 5/2019 Gobber ..... D23/366  
D852,342 S \* 6/2019 Kosuge ..... D23/351  
D852,937 S \* 7/2019 Kim ..... D23/351  
D858,732 S \* 9/2019 Hyon ..... D23/365

\* cited by examiner

*Primary Examiner* — David G Muller

(74) *Attorney, Agent, or Firm* — Zarley Law Firm, P.L.C.

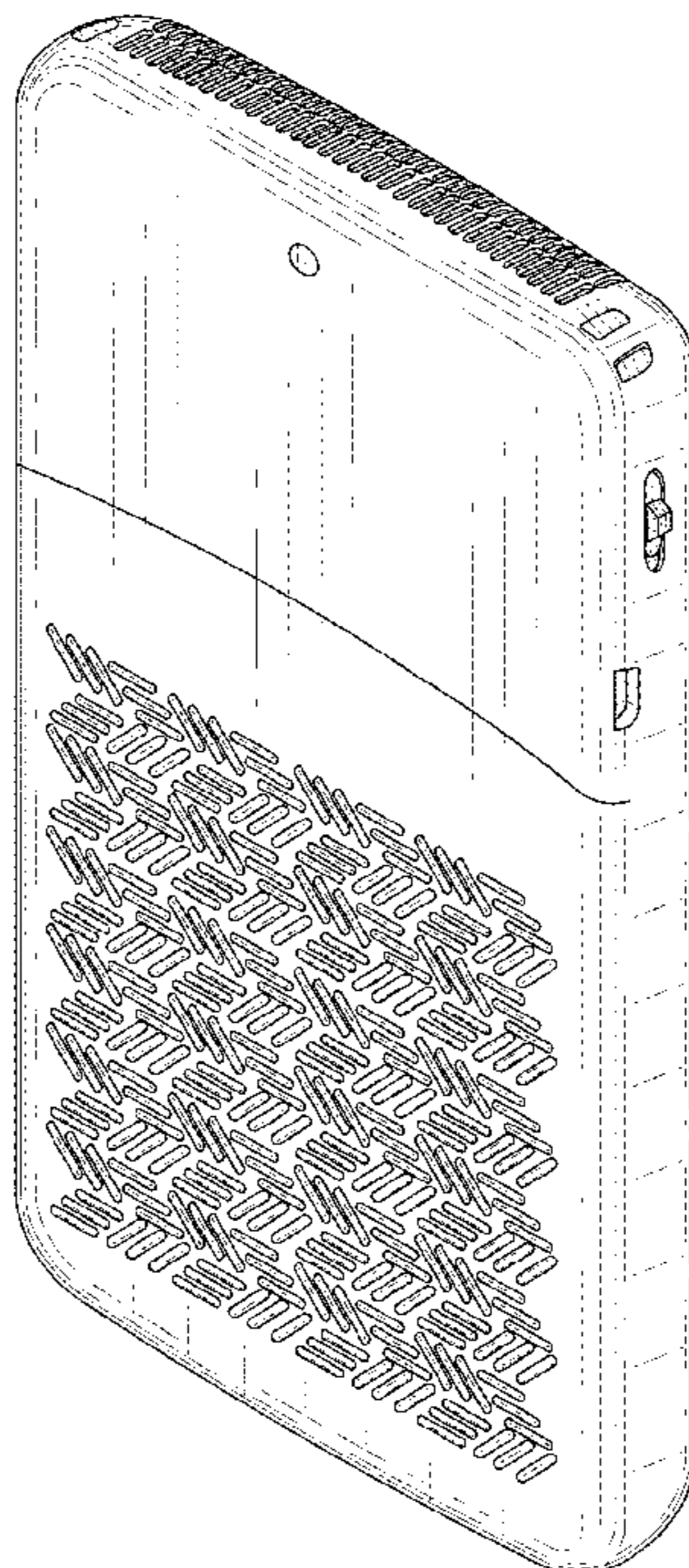
(57) **CLAIM**

We claim the ornamental design for a compact personal air purifier, substantially as shown and described.

**DESCRIPTION**

FIG. 1 is a perspective view of an air purifying device;  
FIG. 2 is a front elevation view of an air purifying device;  
FIG. 3 is a back elevation view of an air purifying device;  
FIG. 4 is a top plan view of an air purifying device;  
FIG. 5 is a bottom plan view of art air purifying device;  
FIG. 6 is a side elevation view of an air purifying device;  
and,  
FIG. 7 is an opposite side elevation view of an air purifying device.

**1 Claim, 5 Drawing Sheets**



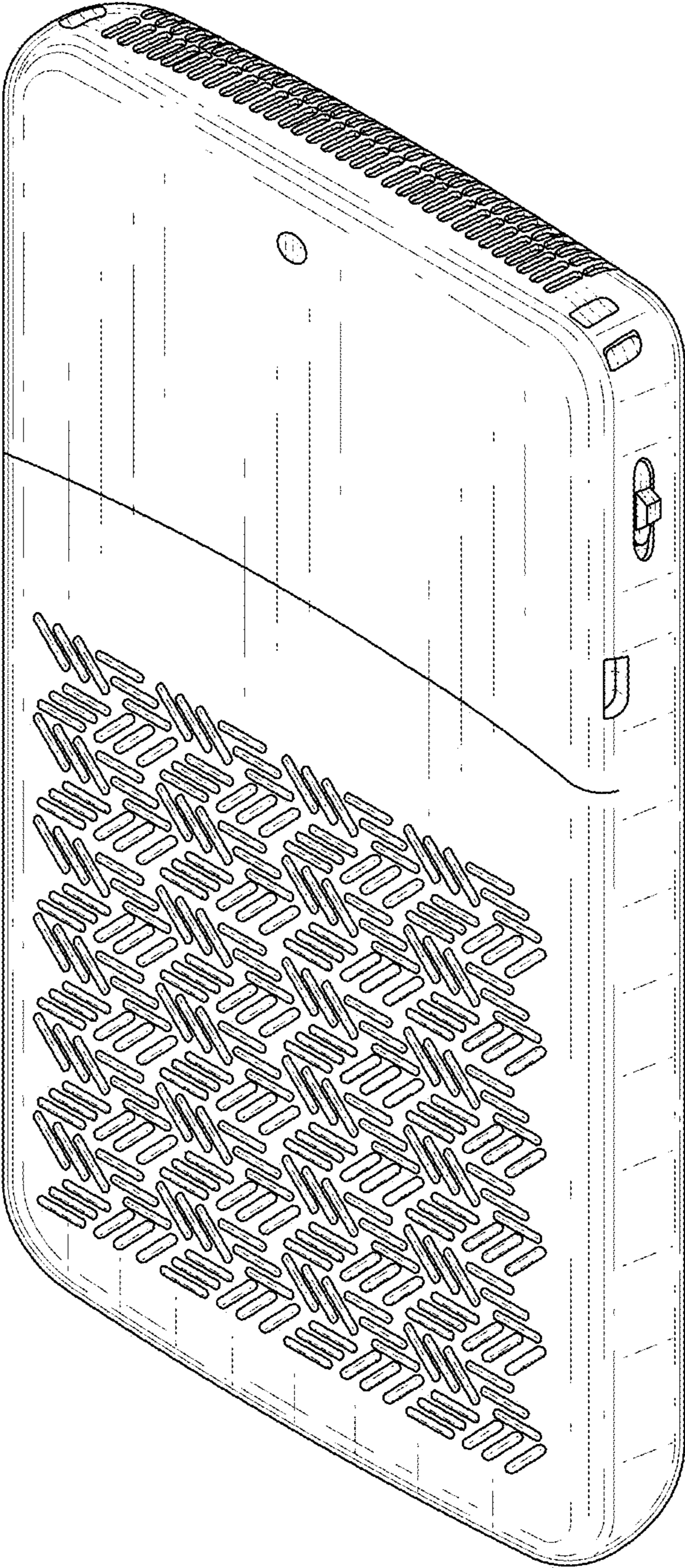


FIG. 1

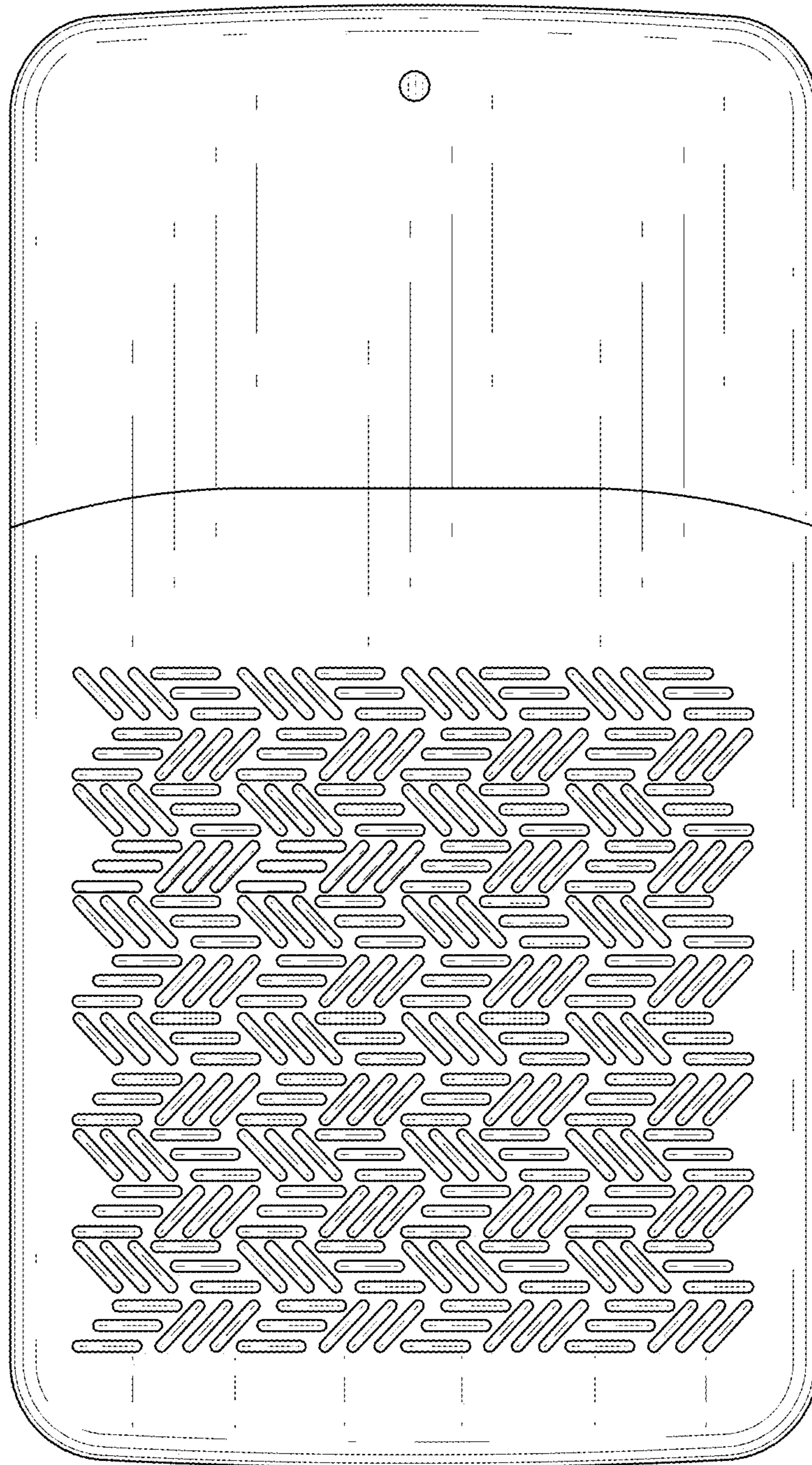


FIG. 2


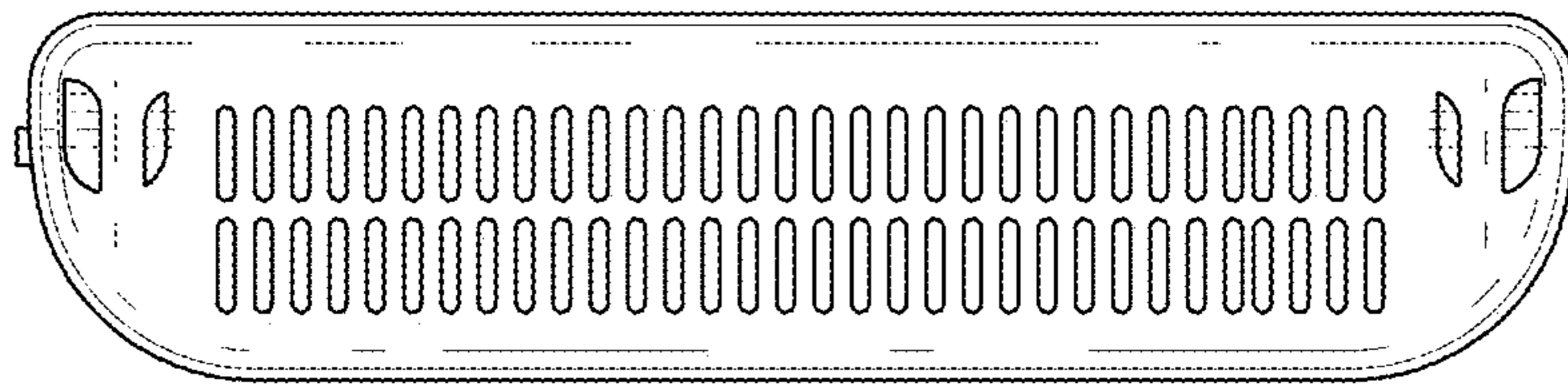



FIG. 3



*FIG. 4*



*FIG. 5*

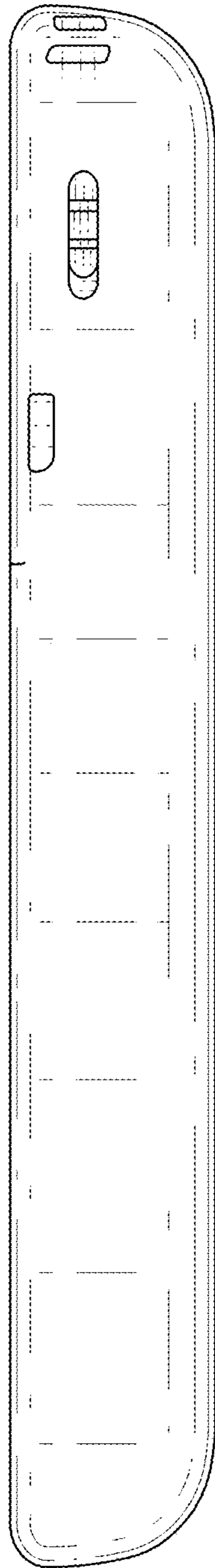


FIG. 6

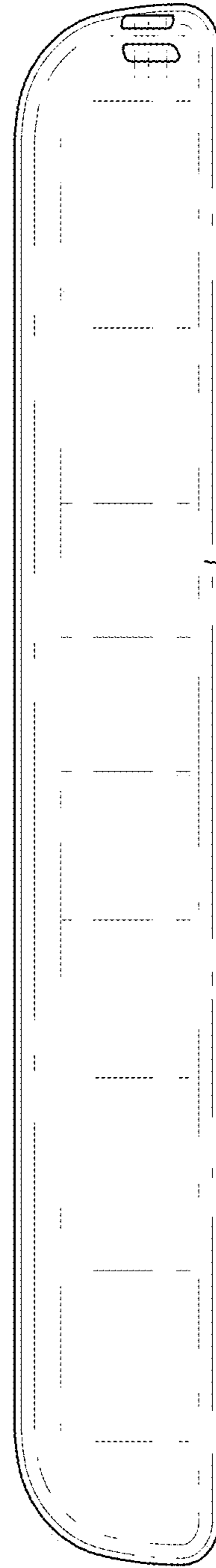


FIG. 7