

US00D890894S

(12) **United States Design Patent** (10) **Patent No.:** **US D890,894 S**
Wang (45) **Date of Patent:** **** Jul. 21, 2020**

(54) **SADDLE-SHAPED AIR CONDITIONER**

(71) Applicant: **Zhiming Wang**, Monterey Park, CA
(US)

(72) Inventor: **Zhiming Wang**, Monterey Park, CA
(US)

(**) Term: **15 Years**

(21) Appl. No.: **29/658,000**

(22) Filed: **Jul. 26, 2018**

(51) **LOC (12) Cl.** **23-04**

(52) **U.S. Cl.**
USPC **D23/351**

(58) **Field of Classification Search**
USPC D23/333, 351-354, 388
CPC F24F 1/00; F24F 1/0007; F24F 1/02; F24F
1/08; F24F 1/42; F24F 1/56; F24F 1/60;
F24F 3/044; F24F 3/048; F24F 3/16;
G05D 23/1905; G05D 23/1932; G05D
23/1902; G05D 23/1931; G05B 19/0426;
G05B 19/409; G05B 15/02
See application file for complete search history.

(56) **References Cited**

U.S. PATENT DOCUMENTS

D360,458 S	*	7/1995	McColgin	D23/353
D433,492 S	*	11/2000	Oya	D23/351
D465,564 S	*	11/2002	Yamagami	D23/353
D480,791 S	*	10/2003	Phillips	D23/353
D503,782 S	*	4/2005	You	D23/353
D523,943 S	*	6/2006	Oh	D23/353
D523,944 S	*	6/2006	Oh	D23/353

D523,946 S	*	6/2006	Oh	D23/353
D534,261 S	*	12/2006	Oh	D23/353
D534,638 S	*	1/2007	Ryu	D23/353
D814,624 S	*	4/2018	Freedman	D23/395
D815,266 S	*	4/2018	Ogg	D23/353
D819,794 S	*	6/2018	Yin	D23/351
D819,795 S	*	6/2018	Yin	D23/351
D820,961 S	*	6/2018	Yin	D23/351
D847,316 S	*	4/2019	Gan	D23/351

* cited by examiner

Primary Examiner — Natasha Vujcic

(74) *Attorney, Agent, or Firm* — Che-Yang Chen; Law
Office of Michael Chen

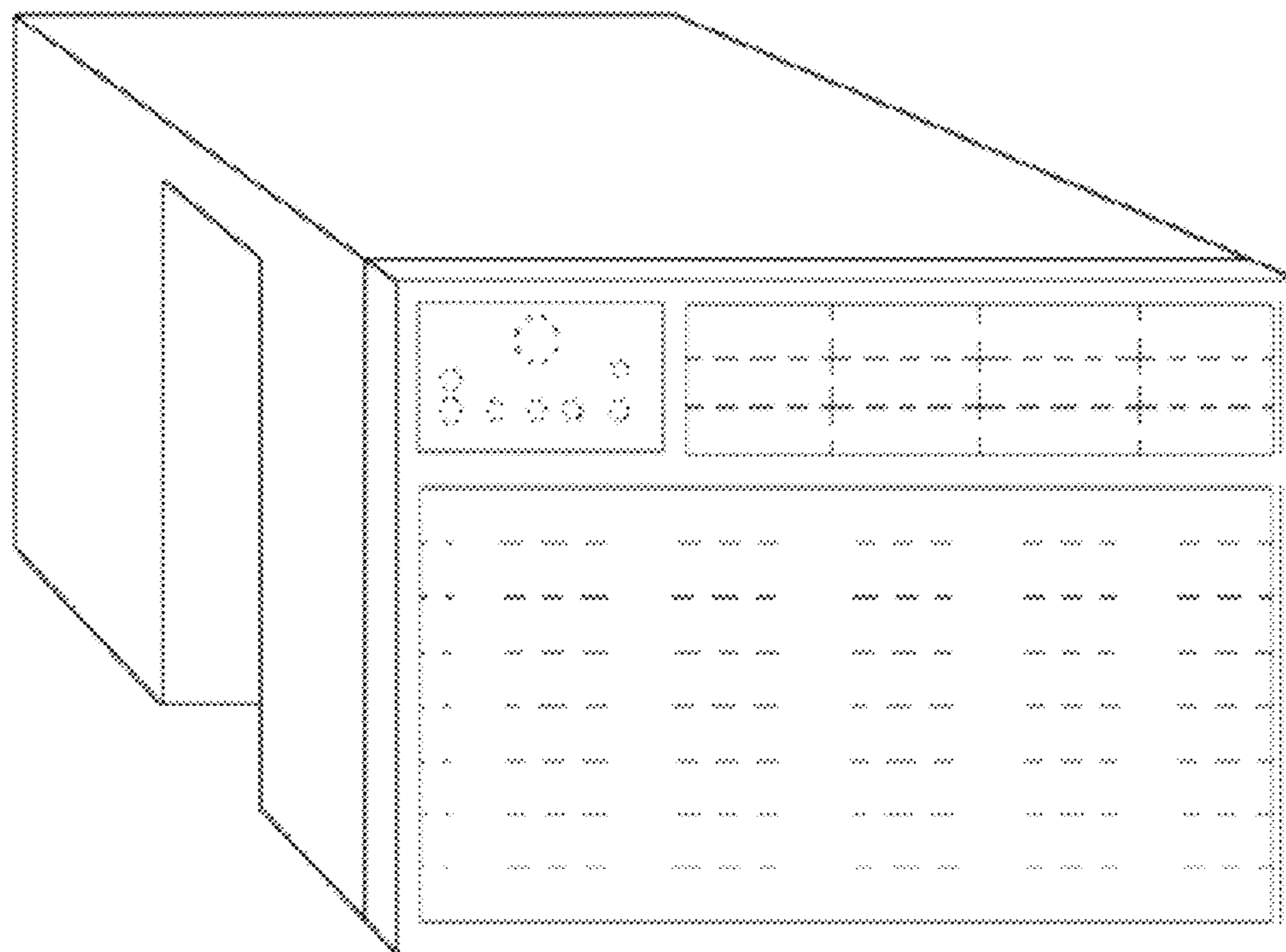
(57) **CLAIM**

The ornamental design for a saddle-shaped air conditioner,
as shown and described.

DESCRIPTION

FIG. 1 is a perspective view of the saddle-shaped air
conditioner showing my new design;
FIG. 2 is a front elevational view thereof;
FIG. 3 is a left side elevational view thereof;
FIG. 4 is a right side elevational view thereof;
FIG. 5 is a top plan view thereof;
FIG. 6 is a bottom plan view thereof; and,
FIG. 7 is a schematic view of the saddle-shaped air condi-
tioner secured on a window frame.
The broken lines in the drawings illustrate portions of the
saddle-shaped air conditioner and its environment which
forms no part of the claimed design.

1 Claim, 7 Drawing Sheets



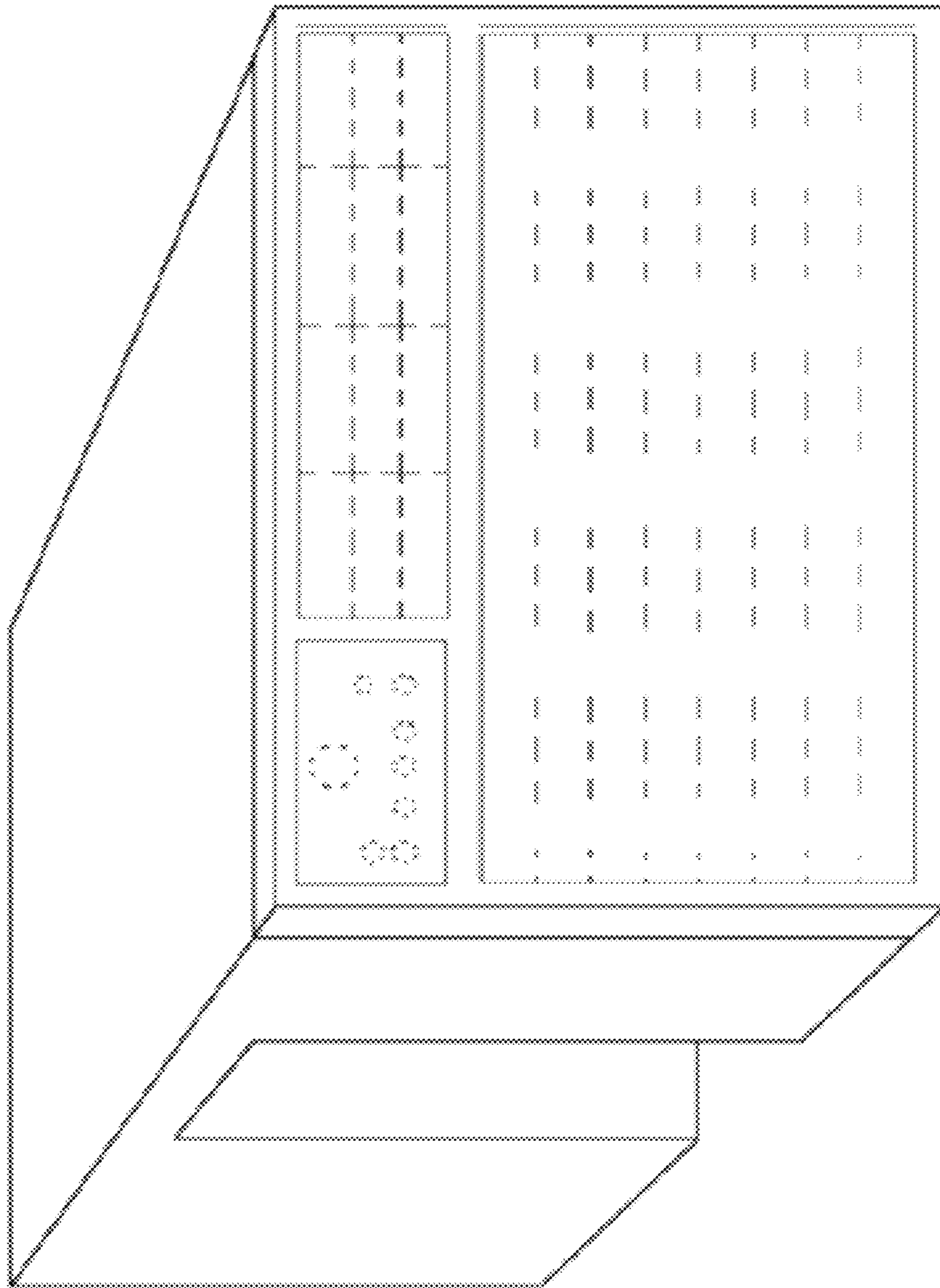


FIG. 1

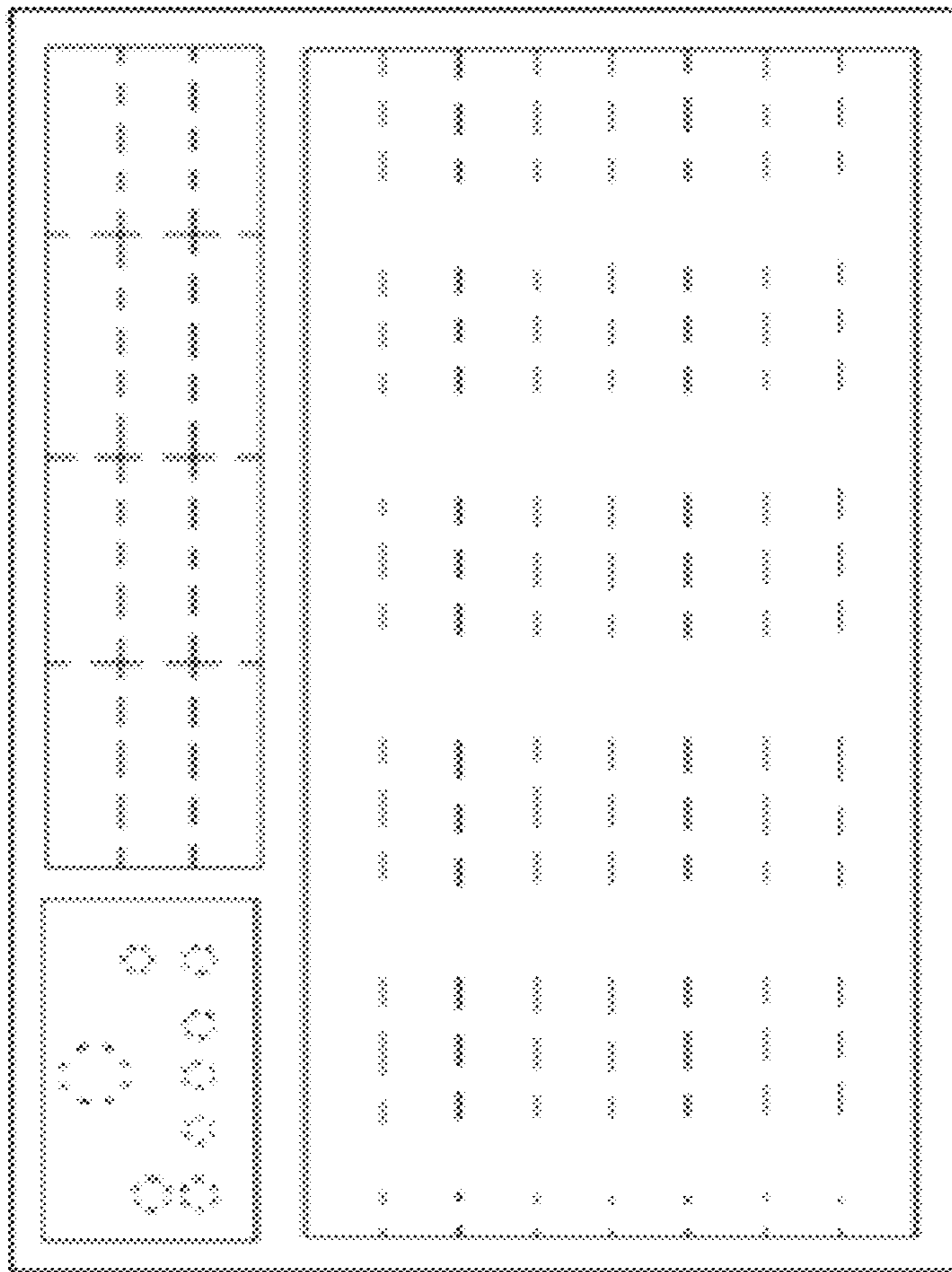


FIG. 2




FIG. 3





FIG. 4

FIG. 5



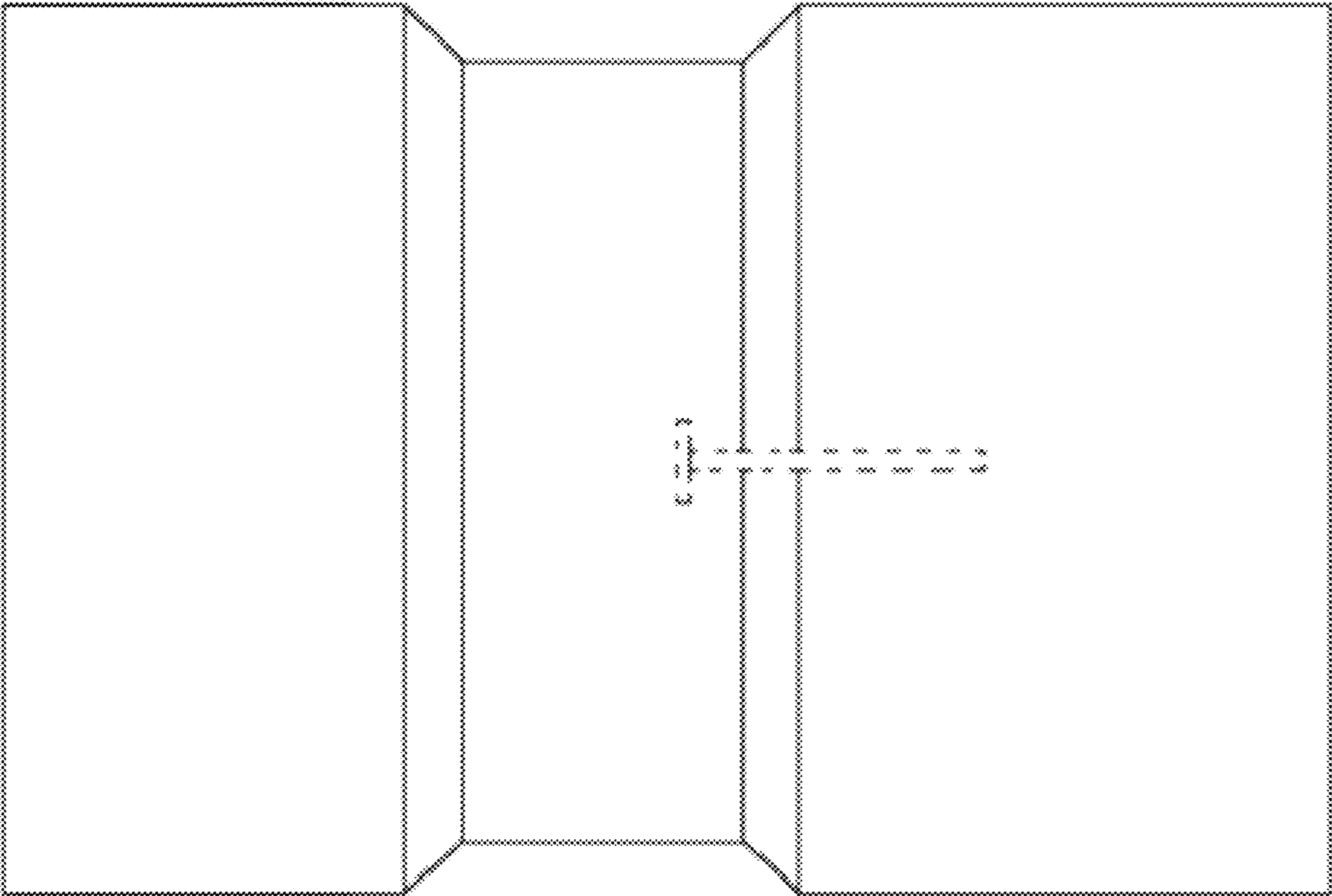


FIG. 6

FIG. 7

