



US00D890893S

(12) **United States Design Patent** (10) **Patent No.:** **US D890,893 S**
Harris (45) **Date of Patent:** **** Jul. 21, 2020**

(54) **TOILET SHIELD**
(71) Applicant: **Newte Harris**, Daphne, AL (US)
(72) Inventor: **Newte Harris**, Daphne, AL (US)
(**) Term: **15 Years**
(21) Appl. No.: **29/667,687**
(22) Filed: **Oct. 24, 2018**
(51) **LOC (12) Cl.** **23-02**
(52) **U.S. Cl.**
USPC **D23/310**
(58) **Field of Classification Search**
USPC D23/309, 310
CPC A47K 13/00; A47K 13/005; A47K 13/02;
A47K 13/04; A47K 13/14; A47K 13/16;
A47K 13/18
See application file for complete search history.

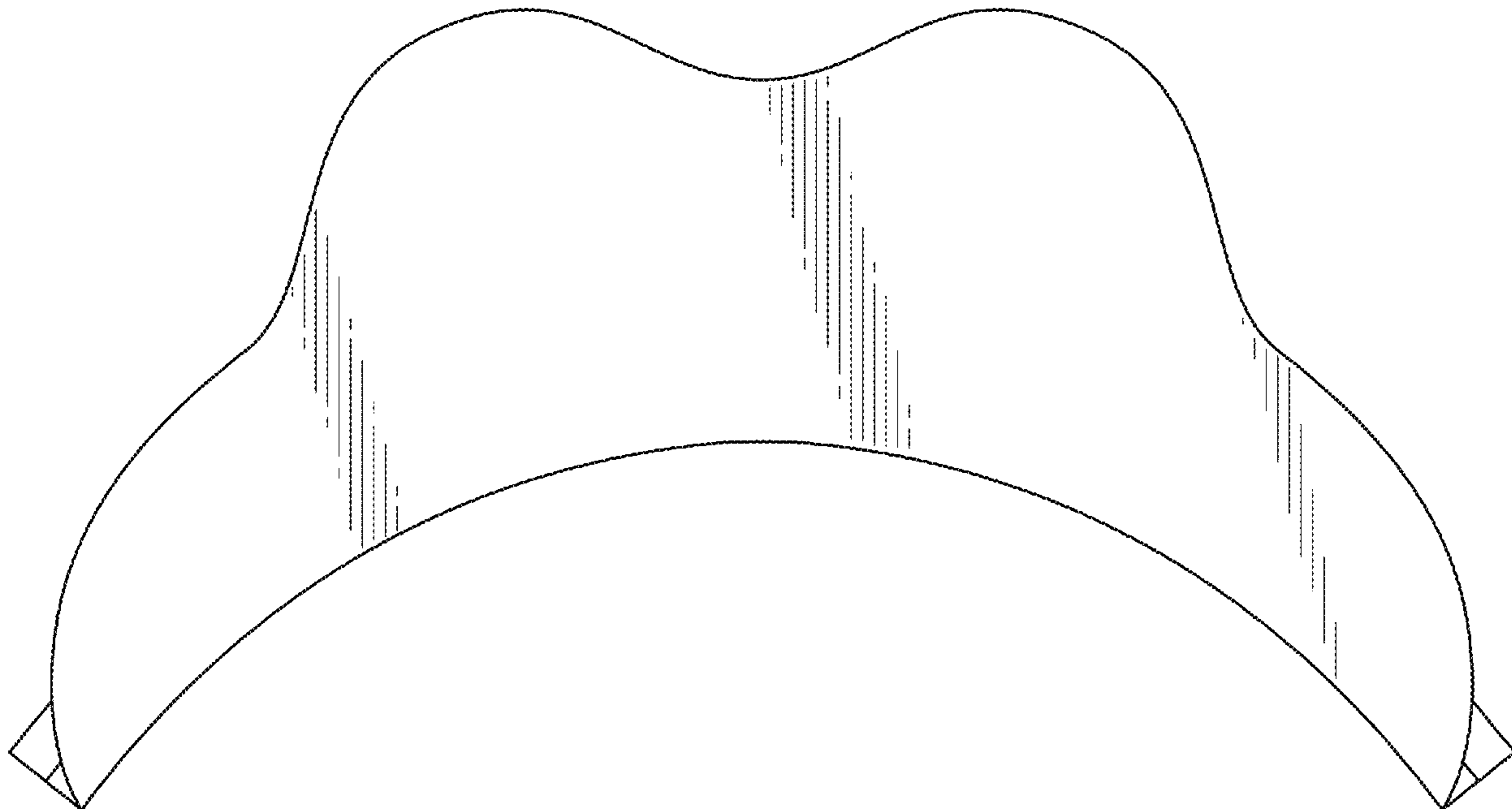
(56) **References Cited**
U.S. PATENT DOCUMENTS
2,839,764 A * 6/1958 Gardner A47K 13/24
4/237
5,117,512 A 6/1992 Bressler
5,815,851 A 10/1998 Perry
D405,168 S 2/1999 Henry
5,983,410 A 11/1999 Webster

7,921,478 B1 * 4/2011 Vanini E03D 9/00
4/300.3
D716,423 S * 10/2014 Sterling D23/310
8,856,976 B1 10/2014 Niedzielski, III
9,551,139 B2 1/2017 Todd
D852,337 S * 6/2019 Covington D23/310
2004/0237181 A1 * 12/2004 Atkins-Williams ... A47K 13/24
4/300.3
2009/0211007 A1 8/2009 Partridge
* cited by examiner

Primary Examiner — Robert A Delehanty
(57) **CLAIM**
The ornamental design for a toilet shield, as shown and described.

DESCRIPTION
FIG. 1 is a front view of a toilet shield showing my new design;
FIG. 2 is a rear view of the toilet shield;
FIG. 3 is a right side view of the toilet shield;
FIG. 4 is a left side view of the toilet shield;
FIG. 5 is a top view of the toilet shield;
FIG. 6 is a bottom view of the toilet shield; and,
FIG. 7 is a top front side perspective view of the toilet shield in use.
The broken lines in FIG. 7 illustrate environmental structure forming no part of the claimed design.

1 Claim, 4 Drawing Sheets



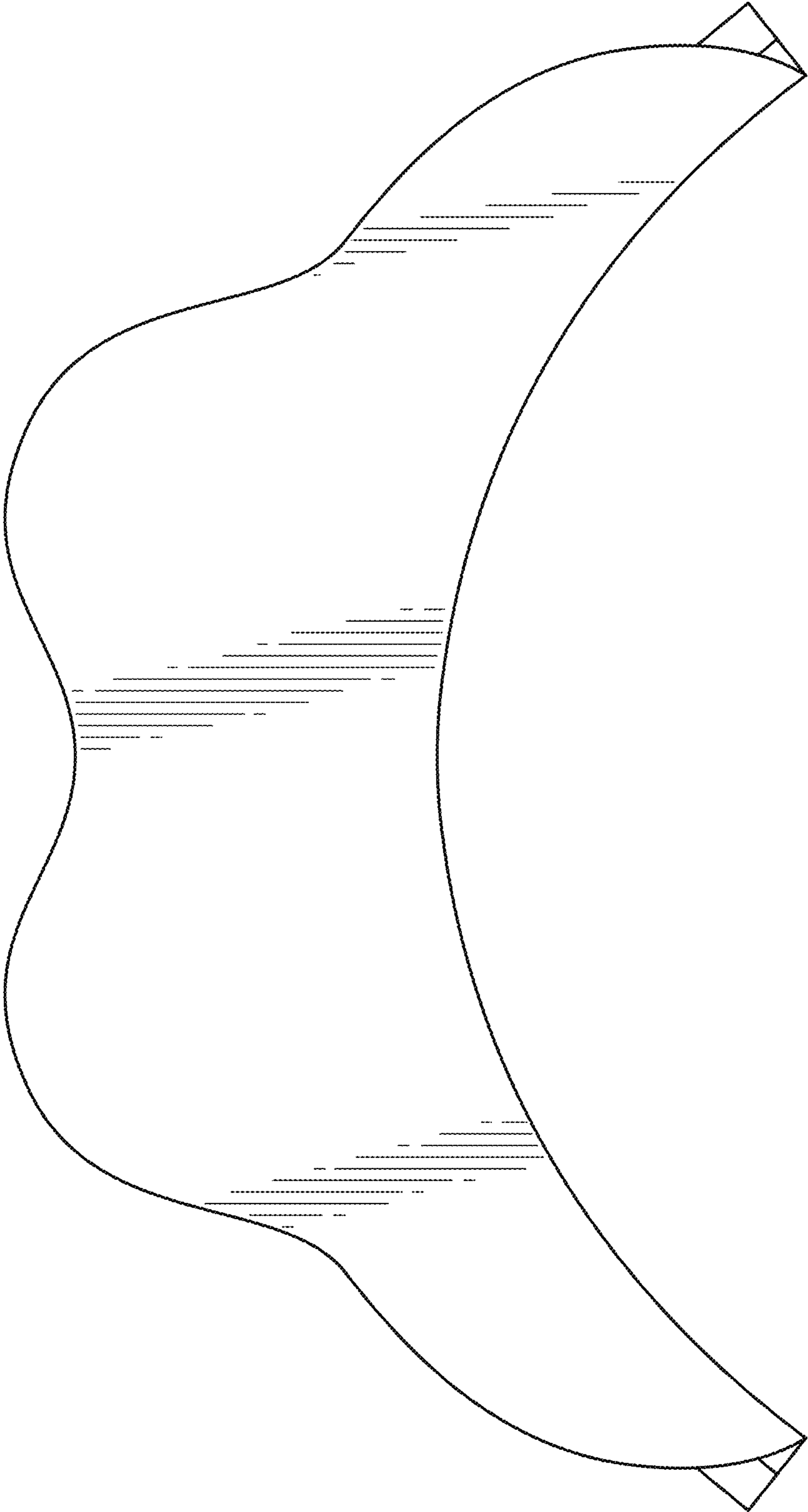


FIG. 1

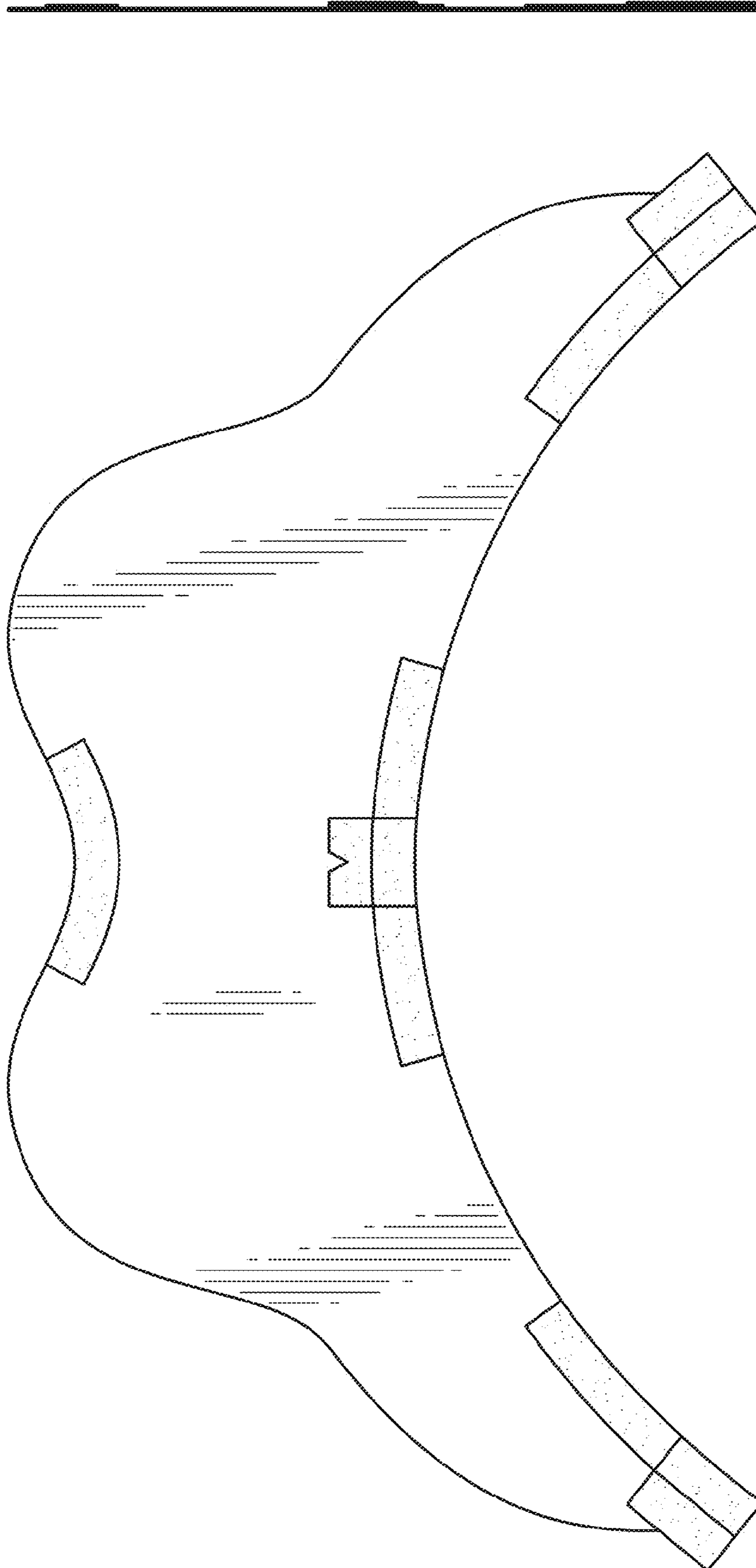


FIG. 2

FIG. 3



FIG. 5



FIG. 6




FIG. 4

FIG. 7

