

US00D890882S

(12) **United States Design Patent**
Bontrager

(10) **Patent No.:** **US D890,882 S**

(45) **Date of Patent:** **** Jul. 21, 2020**

(54) **WATER FEATURE**

(71) Applicant: **Chelsea Alicia Bontrager**, Elkhart, IN
(US)

(72) Inventor: **Chelsea Alicia Bontrager**, Elkhart, IN
(US)

(**) Term: **15 Years**

(21) Appl. No.: **29/667,260**

(22) Filed: **Oct. 19, 2018**

(51) **LOC (12) Cl.** **23-01**

(52) **U.S. Cl.**
USPC **D23/206**

(58) **Field of Classification Search**
USPC D23/201, 205, 206-209, 233, 235, 365,
D23/366; D7/606, 625, 700
CPC B01D 2201/29; B01D 2201/30; B01D
2201/301; B01D 2201/302; B01D
2201/306; B01D 2201/309; B01D 35/30;
B05B 17/08; B05B 17/085
See application file for complete search history.

(56) **References Cited**

U.S. PATENT DOCUMENTS

D234,123	S *	1/1975	Ragagli	D9/447
4,263,759	A	4/1981	Miller		
4,510,632	A	4/1985	Elsis		
4,642,190	A *	2/1987	Zimmerman	B67C 11/02 210/464
4,920,465	A	4/1990	Sargent		
5,314,619	A	5/1994	Runyon		
5,524,399	A	6/1996	Reum et al.		
5,740,562	A	4/1998	Nickalo		
D394,301	S *	5/1998	Fisher	D23/201
6,182,018	B1	1/2001	Tran et al.		
6,277,274	B1	8/2001	Coffman		
6,461,501	B1	10/2002	Porter		
6,554,535	B2	4/2003	Kinno		
D476,407	S *	6/2003	Snyder	D23/388
6,651,586	B2	11/2003	North et al.		

D484,358	S *	12/2003	Roth	D7/392.1
6,709,580	B2	3/2004	Ouwinga		
6,740,232	B1	5/2004	Beaulieu		
D512,801	S *	12/2005	Kratzer	D30/130
6,981,652	B2 *	1/2006	Lin	F21V 5/041 239/17

(Continued)

OTHER PUBLICATIONS

Laurie Clark Cakes, Wedding Cake Photos, Sep. 2017, CakesPortlandOR.com, noted for offset cake, retrieved from <URL:https://web.archive.org/web/20170924152659/http://www.cakesportlandor.com/pictures-cakes-cupcakes-cake-pops-portland-or/wedding-cakes/> (Year: 2017).*

(Continued)

Primary Examiner — Sheryl Lane
Assistant Examiner — Calvin E Vansant
(74) *Attorney, Agent, or Firm* — Dunlap, Bennett & Ludwig PLLC; Brendan E. Squire

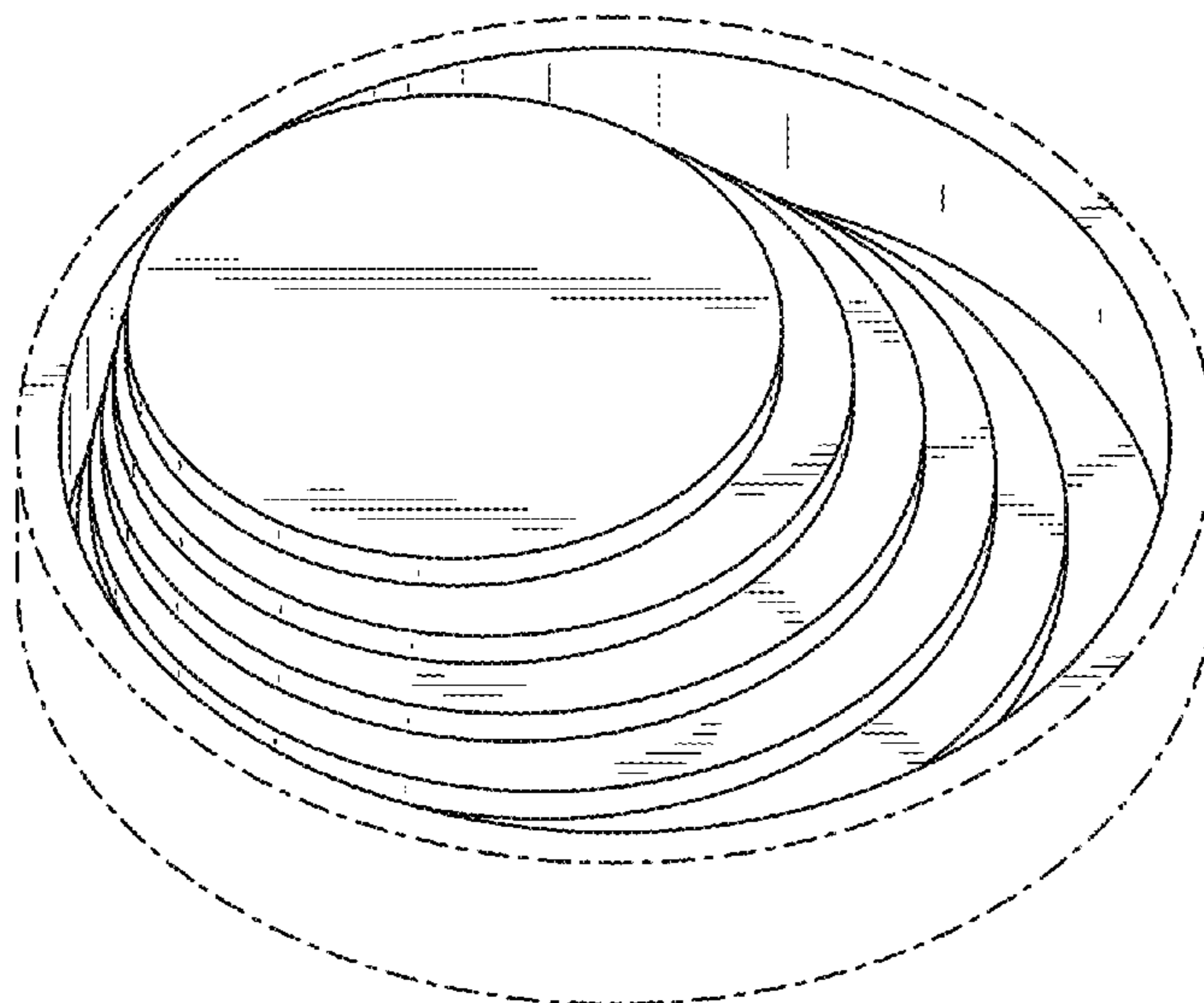
(57) **CLAIM**

The ornamental design for a water feature, as shown and described.

DESCRIPTION

FIG. 1 is a top perspective view of a first embodiment of the water feature showing my new design;
FIG. 2 is a front elevation view thereof, the left side elevation view, right side elevation view and rear elevation view being an identical image thereof;
FIG. 3 is a top plan view thereof;
FIG. 4 is a bottom plan view thereof;
FIG. 5 is a top perspective view thereof, similar to FIG. 1, showing the invention filled with water; and,
FIG. 6 is a top perspective view thereof, similar to FIG. 5, showing the invention partially filled with water.
The dash-dot-dash lines shown in the drawings illustrate a boundary that forms no part of the claimed design.

1 Claim, 3 Drawing Sheets



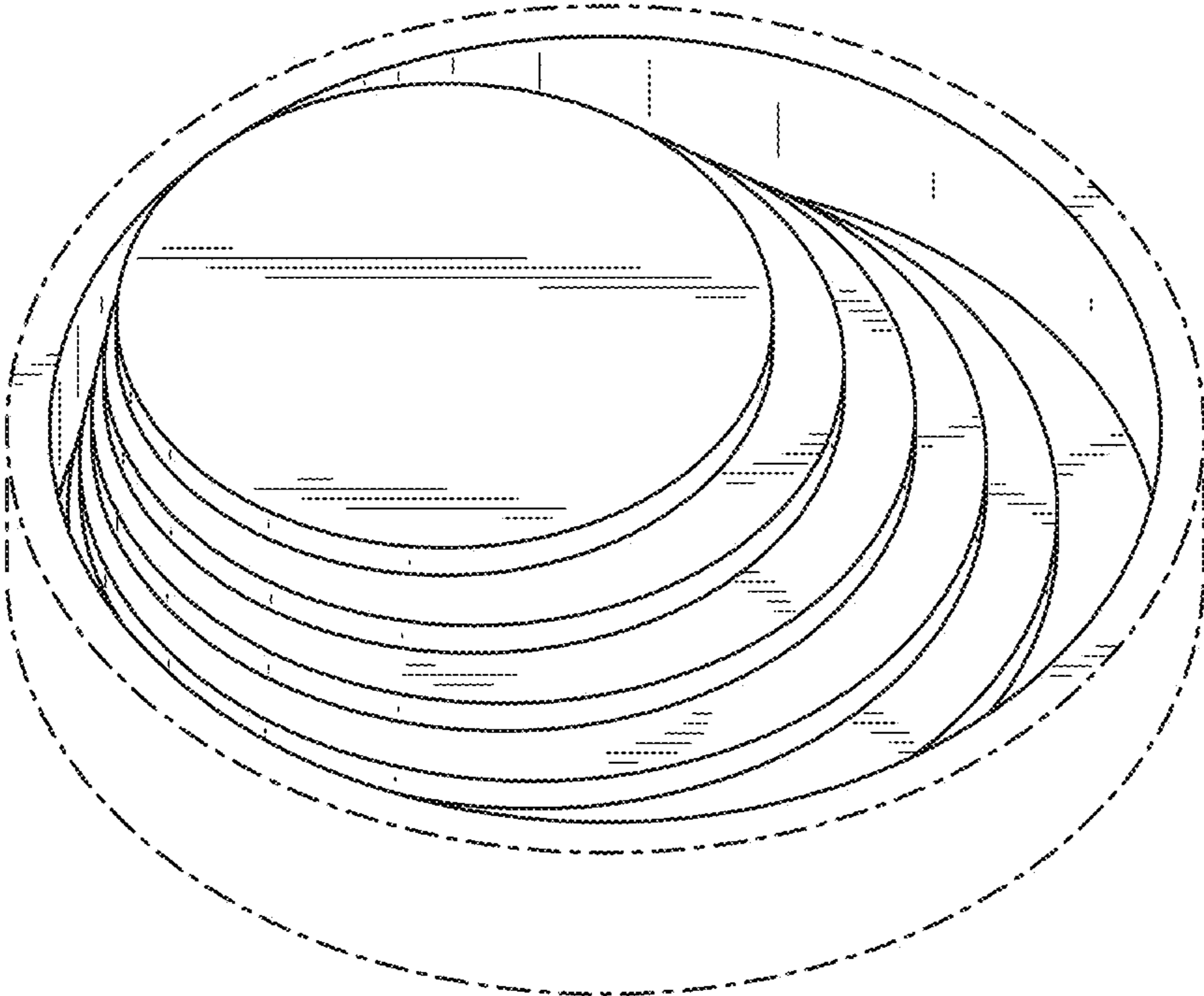


FIG. 1



FIG. 2

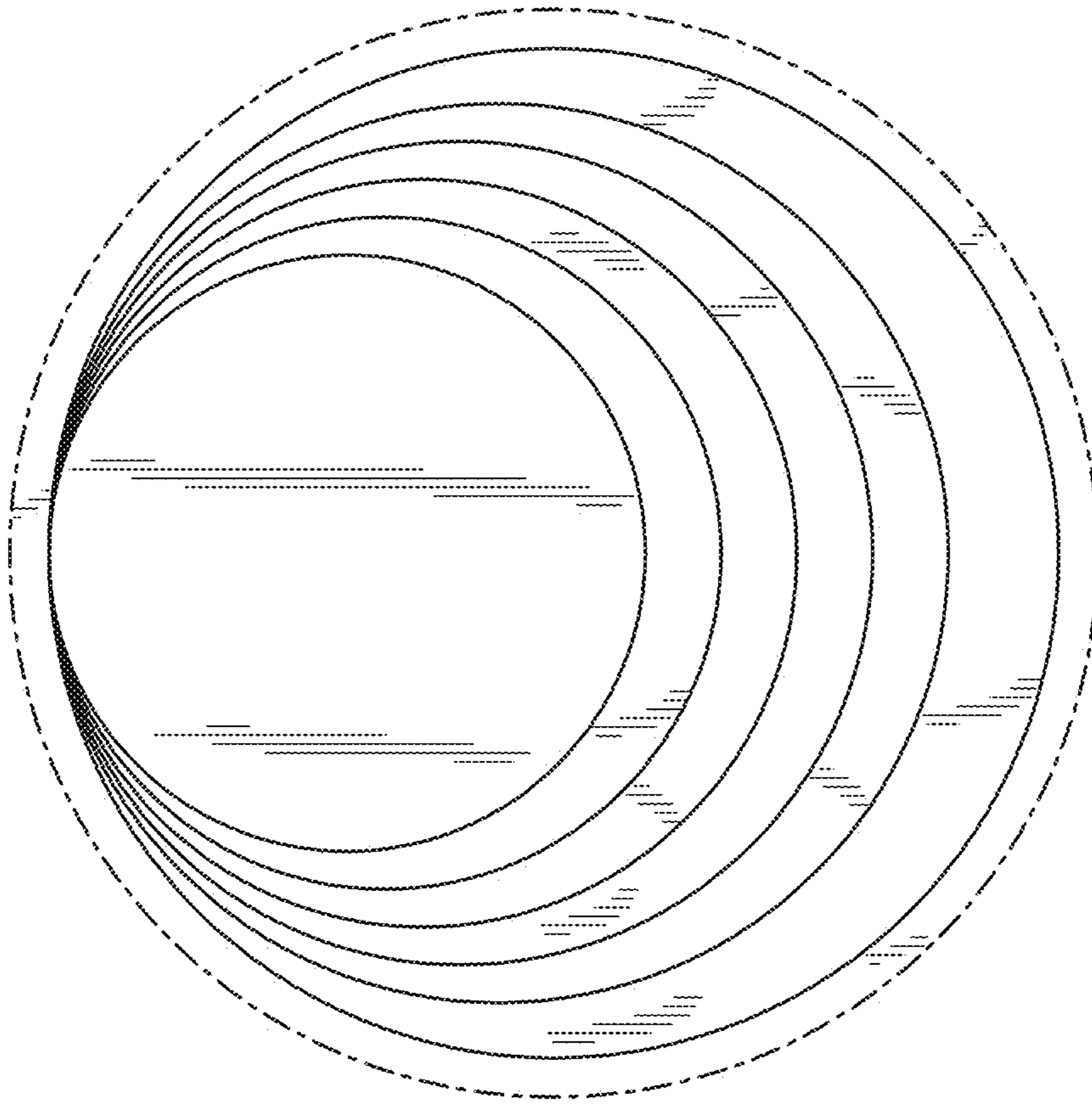


FIG. 3




FIG. 4

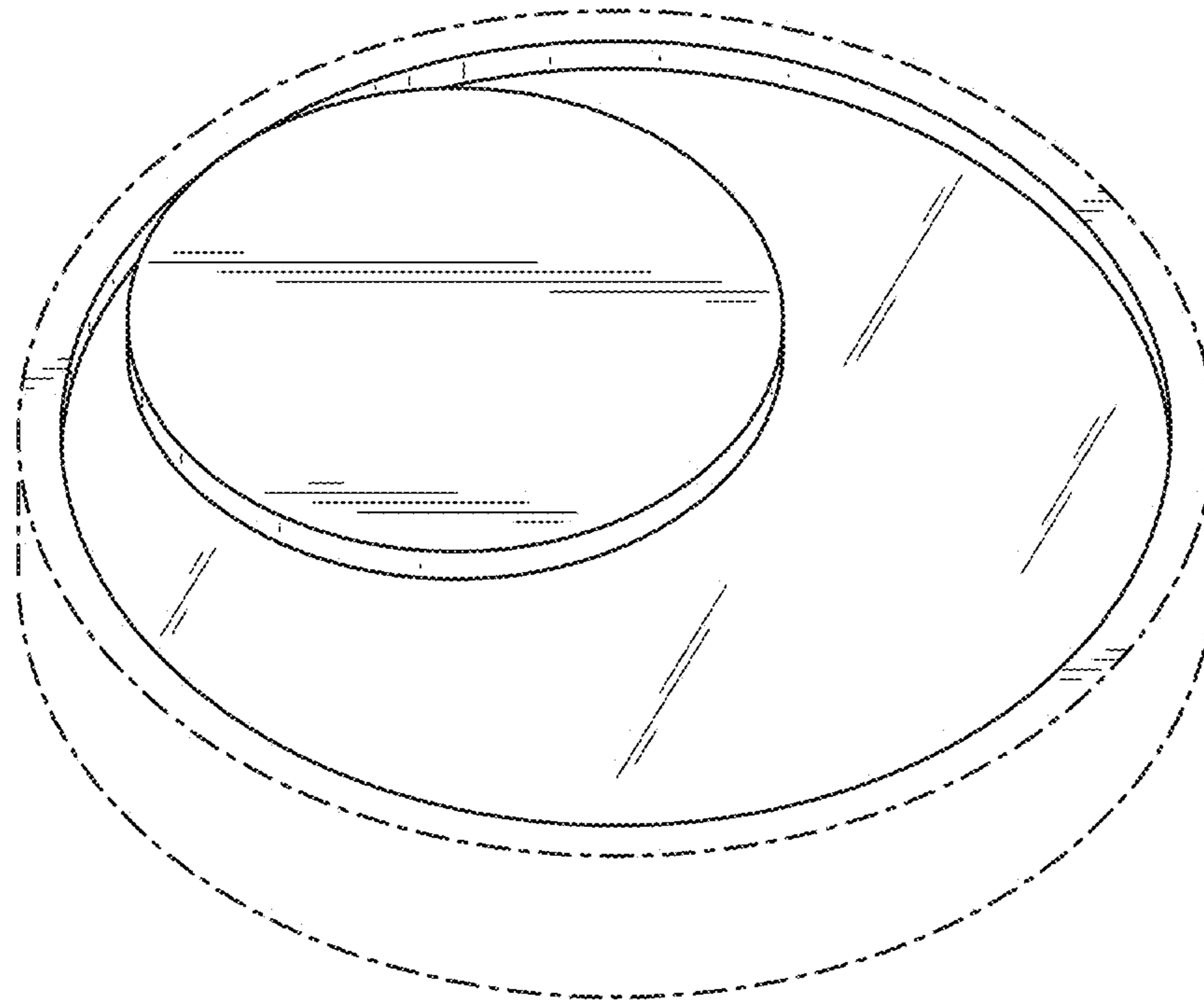


FIG. 5

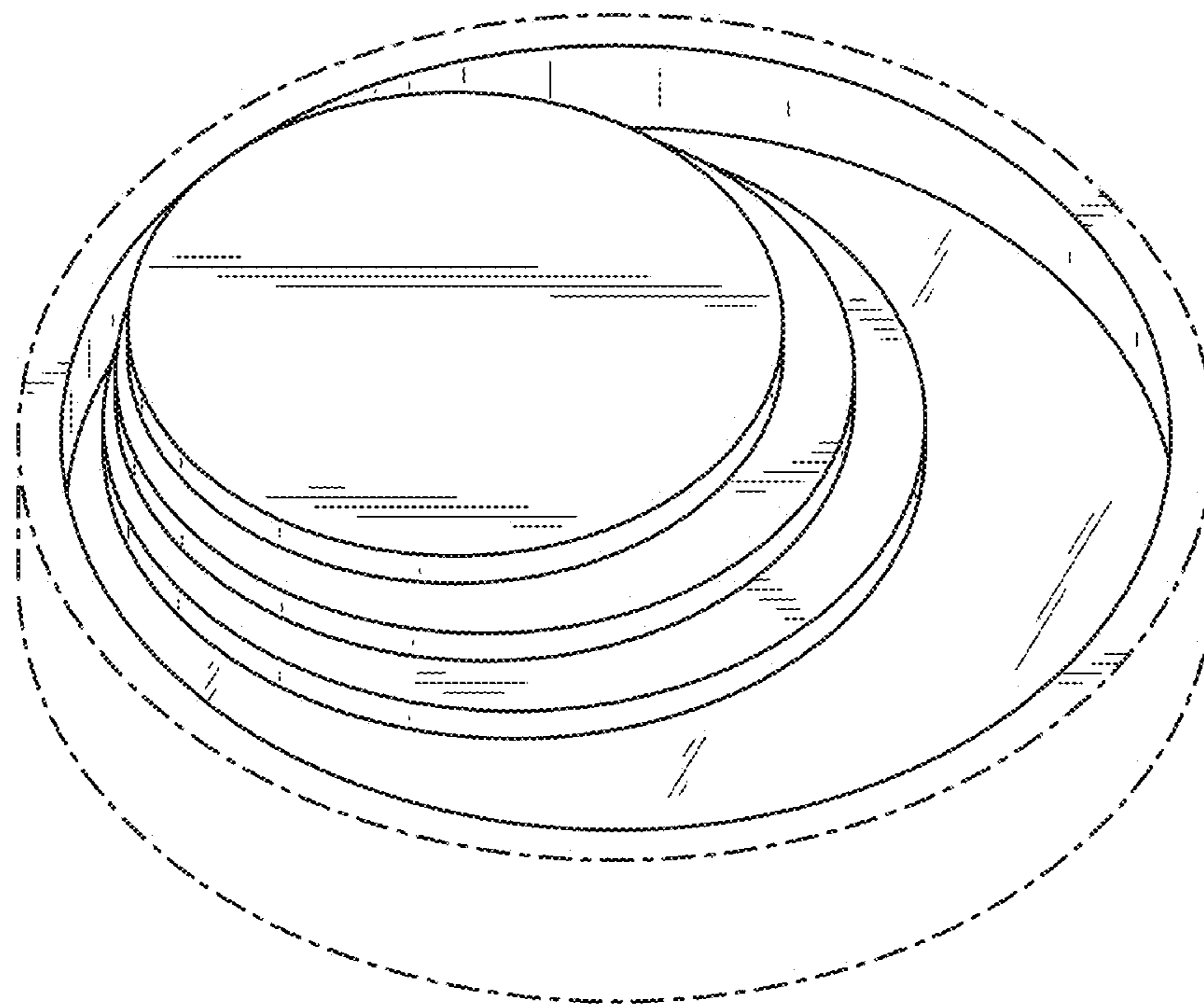


FIG. 6