



US00D890874S

(12) **United States Design Patent**  
**Cochran**

(10) **Patent No.:** **US D890,874 S**

(45) **Date of Patent:** **\*\* Jul. 21, 2020**

(54) **SWIM FIN**

(71) Applicant: **Andrew A. Cochran**, Honolulu, HI  
(US)

(72) Inventor: **Andrew A. Cochran**, Honolulu, HI  
(US)

(\*\*) Term: **15 Years**

(21) Appl. No.: **29/646,781**

(22) Filed: **May 7, 2018**

**Related U.S. Application Data**

(63) Continuation of application No. 15/135,286, filed on  
Apr. 21, 2016, now abandoned.

(51) **LOC (12) Cl.** ..... **21-02**

(52) **U.S. Cl.**  
USPC ..... **D21/806**

(58) **Field of Classification Search**  
USPC ..... D21/801, 803, 804, 806, 807  
CPC ..... A63B 31/00; A63B 31/08; A63B 31/10;  
A63B 31/11  
See application file for complete search history.

(56) **References Cited**

**U.S. PATENT DOCUMENTS**

- 4,752,259 A \* 6/1988 Tackett ..... A63B 31/11  
441/64
- 4,832,644 A \* 5/1989 Roberts ..... A63B 31/11  
36/11.5
- 4,838,824 A \* 6/1989 McCredie ..... A63B 31/11  
441/64
- D302,999 S \* 8/1989 McCredie ..... D21/806
- 4,857,024 A \* 8/1989 Evans ..... A63B 31/11  
441/64

- D328,325 S \* 7/1992 Mitchell ..... D21/806
- D349,552 S \* 8/1994 Fleming ..... D21/806
- D357,965 S \* 5/1995 Maggi ..... D21/806
- 5,421,758 A \* 6/1995 Watson ..... A63B 31/11  
441/61
- D363,105 S \* 10/1995 Parr ..... D21/806
- 5,709,575 A \* 1/1998 Betrock ..... A63B 31/11  
441/64

\* cited by examiner

*Primary Examiner* — Zenia I Bennett

(74) *Attorney, Agent, or Firm* — Edwin D. Schindler

(57) **CLAIM**


The ornamental design for a swim fin, as shown and described.

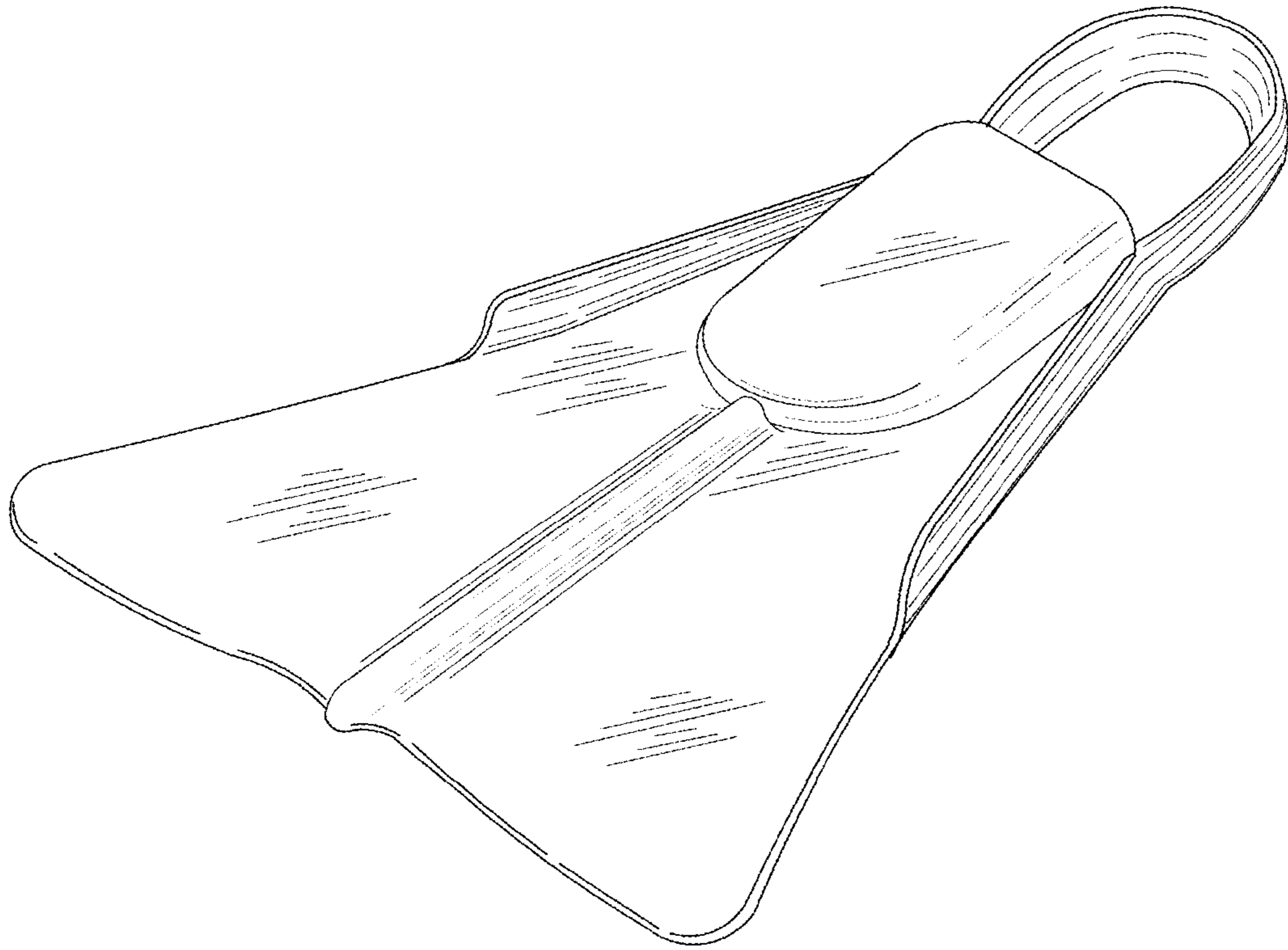
**DESCRIPTION**

FIG. 1 is a right-side perspective view of the swim fin of the present design;  
 FIG. 2 is a top plan view of the swim fin of the design of FIG. 1;  
 FIG. 3 is a bottom plan view of the design of FIG. 1;  
 FIG. 4 is a right-side elevational view of the swim fin of the design of FIG. 1;  
 FIG. 5 is a left-side elevational view of the swim fin of the design of FIG. 1;  
 FIG. 6 is a front elevational view of the swim fin of the design of FIG. 1; and,  
 FIG. 7 is a rear elevational view of the swim fin of the design of FIG. 1.

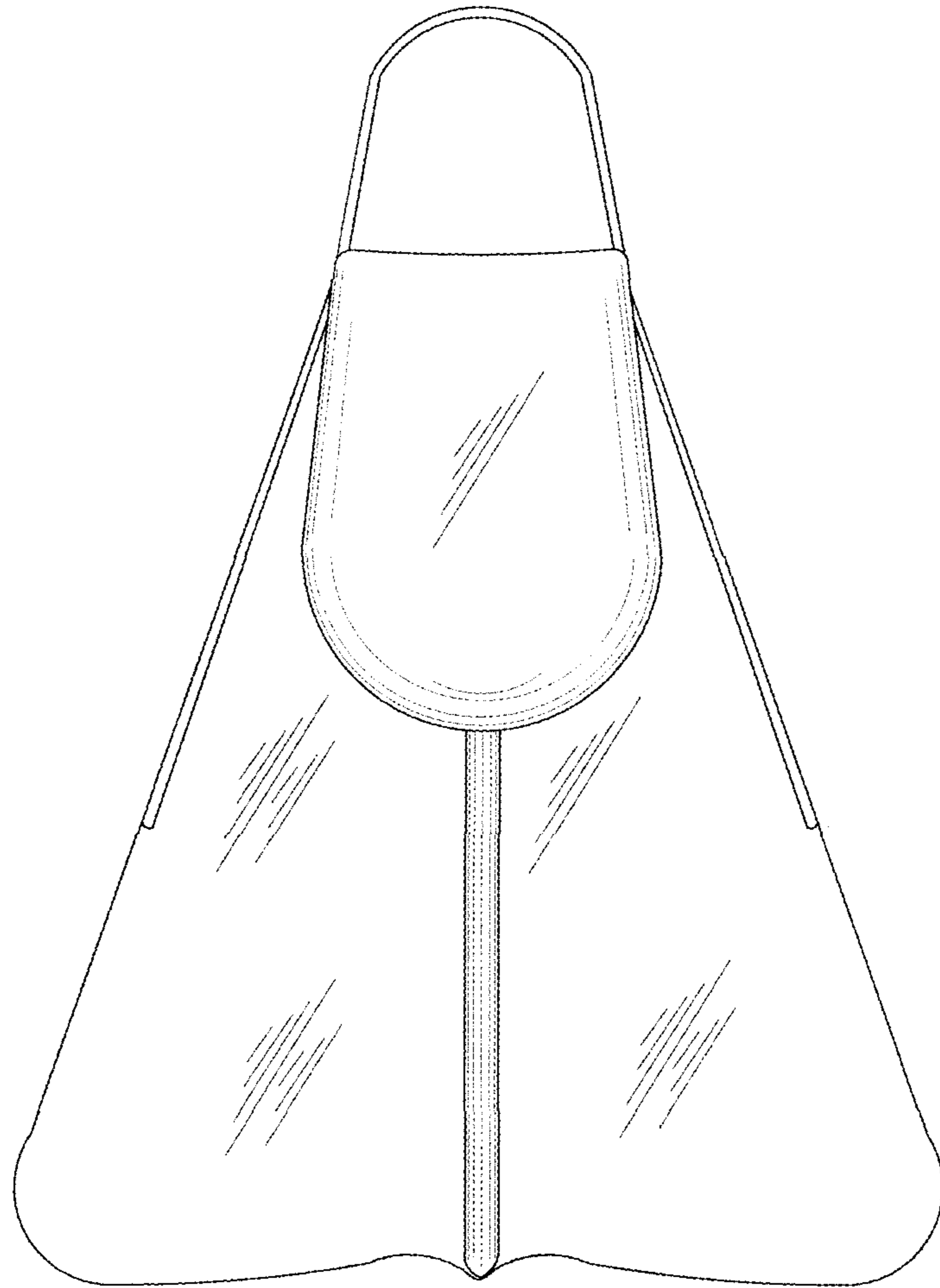
The broken lines depicting portions of the bottom of the swim fin in the drawing are for illustrative purposes only and form no part of the claimed design.

**1 Claim, 7 Drawing Sheets**

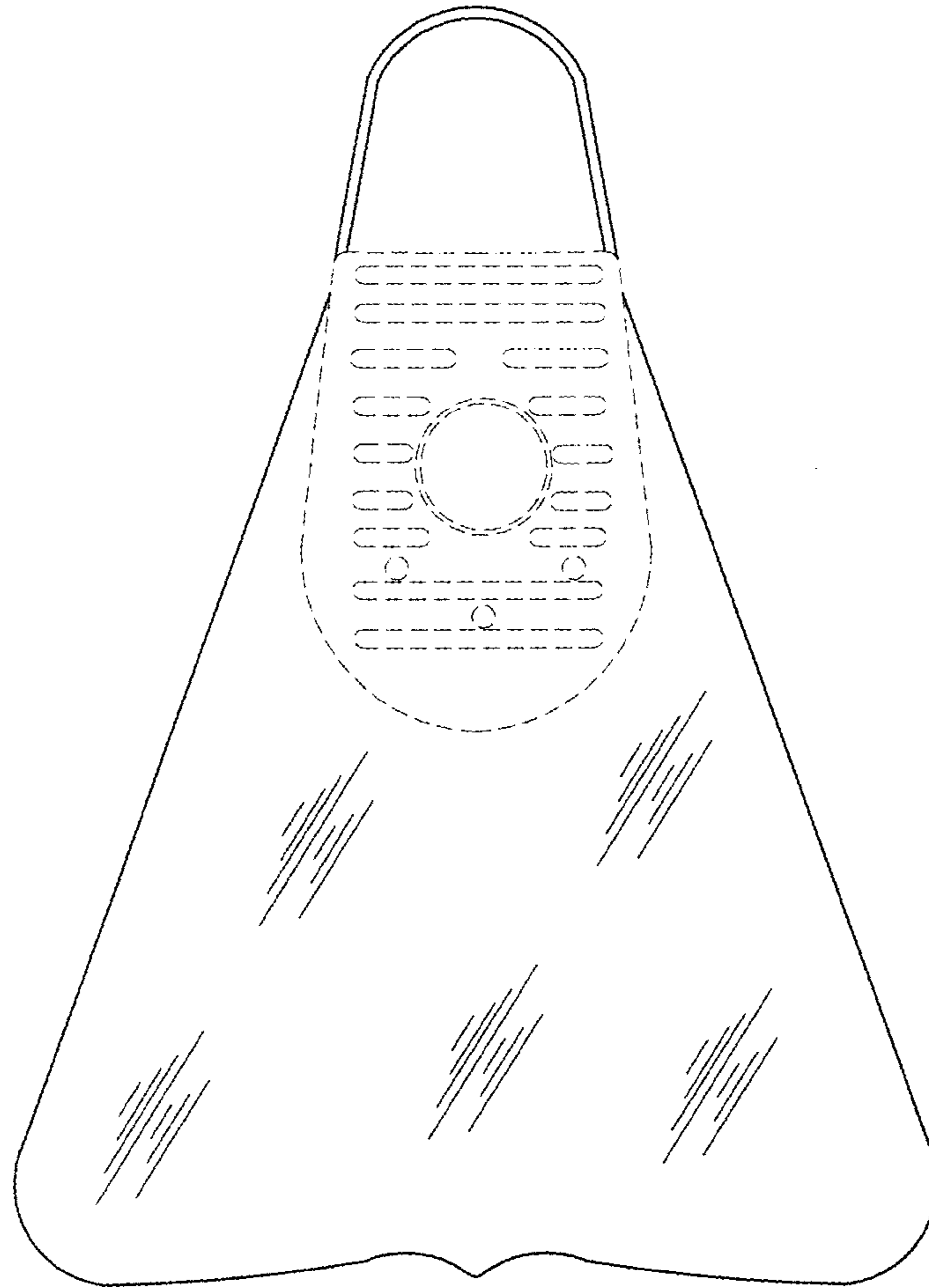




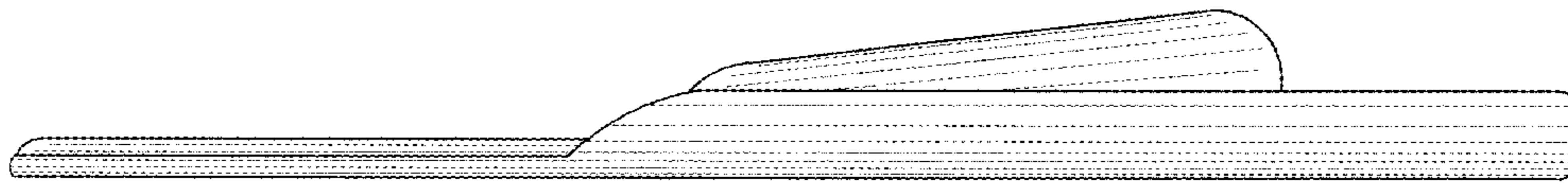
**FIG. 1**



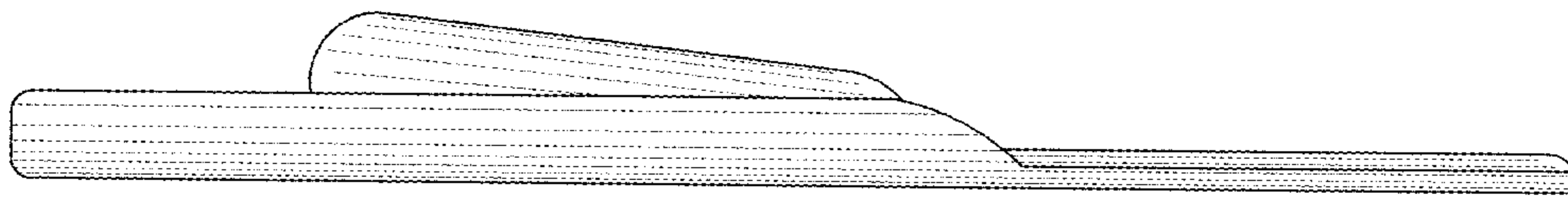
**FIG. 2**



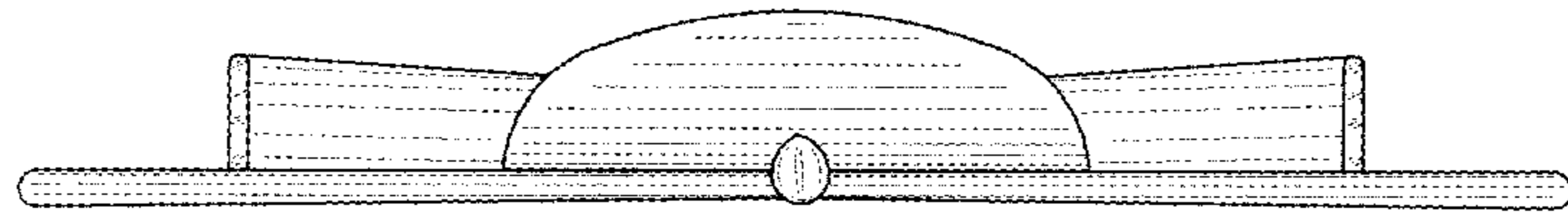
**FIG. 3**



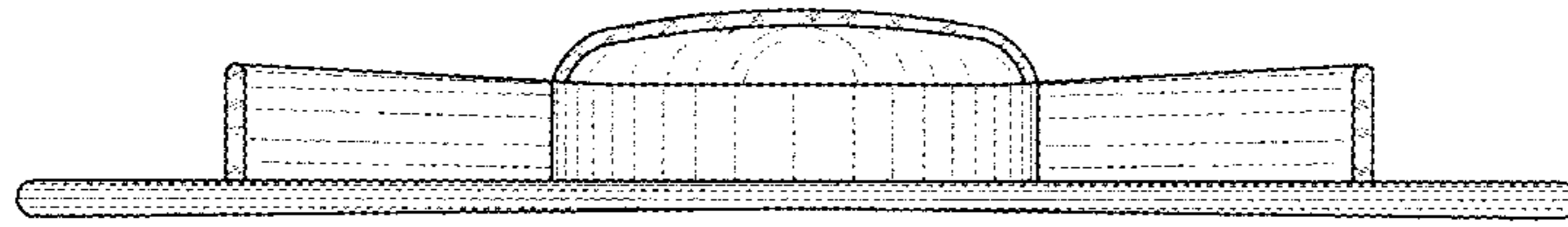
**FIG. 4**



**FIG. 5**



**FIG. 6**



**FIG. 7**