



US00D890868S

(12) **United States Design Patent** (10) **Patent No.:** **US D890,868 S**
Zhao (45) **Date of Patent:** **** Jul. 21, 2020**

(54) **PORTABLE MULTIFUNCTIONAL FITNESS BOARD**

(71) Applicant: **Zhejiang Tongcang Industry and Trade CO., LTD.**, Yongkang, Zhejiang (CN)

(72) Inventor: **Liyong Zhao**, Yongkang (CN)

(73) Assignee: **ZHEJIANG TONGCANG INDUSTRY AND TRADE CO., LTD.**, Yongkang (CN)

(**) Term: **15 Years**

(21) Appl. No.: **29/667,962**

(22) Filed: **Oct. 26, 2018**

(51) **LOC (12) Cl.** **21-02**

(52) **U.S. Cl.**
USPC **D21/686**

(58) **Field of Classification Search**
USPC 248/678; 280/602, 607, 609; 297/223; 473/218, 266, 269; 482/25, 30, 51, 71, 482/74, 79, 80, 91, 93, 94, 105, 110, 122, 482/125, 140, 142, 146, 147; D6/349, D6/350, 582, 583, 585, 588, 592; D21/399, 412, 662, 671, 683, 685, 686, D21/687, 688, 689, 694, 698, 798
CPC A63B 23/0458; A63B 21/4037; A63B 6/00
See application file for complete search history.

(56) **References Cited**

U.S. PATENT DOCUMENTS

2,124,123 A * 7/1938 Rosengarten A63B 69/3661 D6/582
D330,922 S * 11/1992 Novakoski D21/686
D336,671 S * 6/1993 Novakoski D21/686
D375,985 S * 11/1996 Dailey D21/412
D489,778 S * 5/2004 Fan D21/688

D493,500 S * 7/2004 Dalebout D21/671
D519,172 S * 4/2006 Penat D21/671
D612,896 S * 3/2010 Talley D21/686
D650,023 S * 12/2011 Everett D21/686
D651,673 S * 1/2012 Kulzer D21/686
8,220,087 B2 * 7/2012 Villa A63B 21/4037 482/142
9,011,295 B2 * 4/2015 Orenstein A63B 23/0458 482/142
D785,106 S * 4/2017 Panes D21/688
D798,397 S * 9/2017 Bellevue D21/686
D804,590 S * 12/2017 Hillson D21/671
D805,590 S * 12/2017 Heath D21/688
D806,189 S * 12/2017 Failing D21/688
D806,190 S * 12/2017 Failing D21/688
D810,468 S * 2/2018 Lu D6/592
D811,774 S * 3/2018 Lu D6/588

(Continued)

Primary Examiner — Cynthia Ramirez

Assistant Examiner — Michael A Maharajh

(74) *Attorney, Agent, or Firm* — Chun-Ming Shih; Lanway IPR Services

(57) **CLAIM**

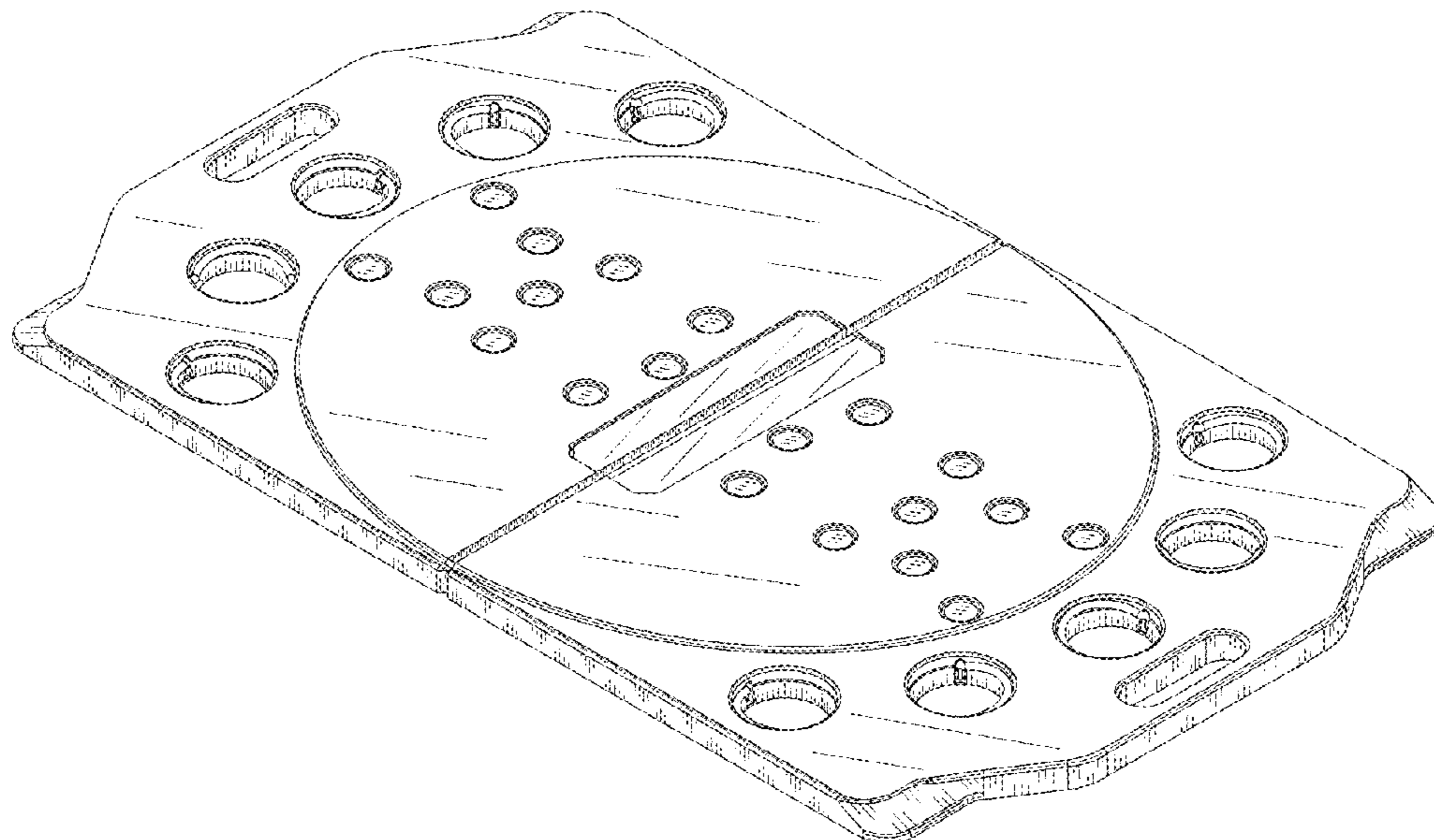
The ornamental design for a portable multifunctional fitness board, as shown and described.

DESCRIPTION

FIG. 1 is a perspective view of a portable multifunctional fitness board showing the new design;
FIG. 2 is a front view thereof;
FIG. 3 is a rear view thereof;
FIG. 4 is a left side elevational view thereof;
FIG. 5 is a right side elevational view thereof;
FIG. 6 is a top view thereof; and,
FIG. 7 is a bottom view thereof.

The broken lines shown in the drawings are for the purpose of illustrating portions of the portable multifunctional fitness board, which form no part of the claimed design.

1 Claim, 7 Drawing Sheets



(56)

References Cited

U.S. PATENT DOCUMENTS

D825,696	S *	8/2018	Mercenari Uribe	D21/671
D825,697	S *	8/2018	Mercenari Uribe	D21/687
D851,187	S *	6/2019	Leier	D21/694
D856,703	S *	8/2019	Xiang	D6/582
2004/0014571	A1 *	1/2004	Haynes	A63B 21/0004 482/142
2005/0209073	A1 *	9/2005	Chen	A63B 21/0004 482/146
2009/0197748	A1 *	8/2009	Smith	A63B 21/0004 482/146
2011/0207534	A1 *	8/2011	Meldeau	A63B 23/0458 463/39
2012/0122636	A1 *	5/2012	Shurtleff	A63B 21/4037 482/142
2012/0264579	A1 *	10/2012	Klein	A63B 22/0015 482/146
2014/0287894	A1 *	9/2014	Austin	A63B 21/0552 482/142
2016/0030800	A1 *	2/2016	McClure	A63B 22/16 482/146

* cited by examiner

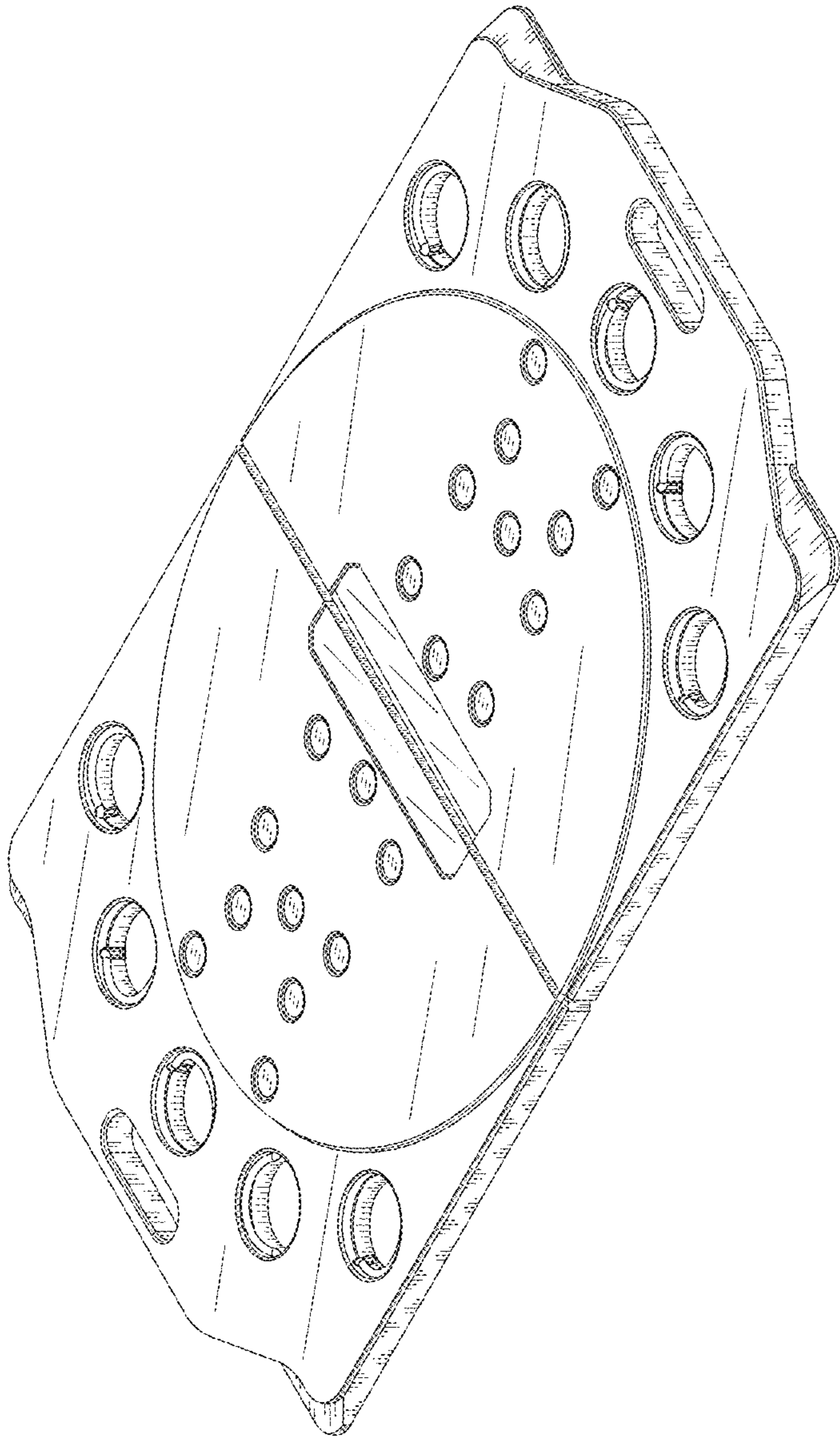


FIG.1




FIG.2

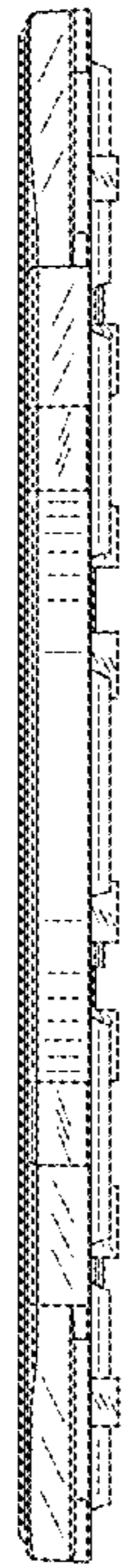


FIG.3

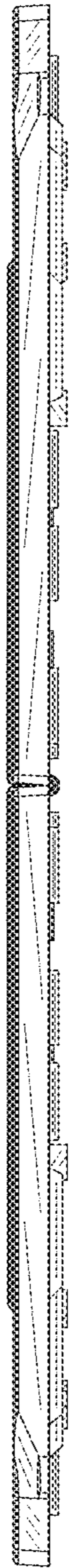


FIG.4

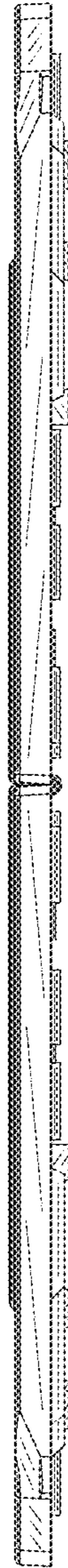


FIG.5

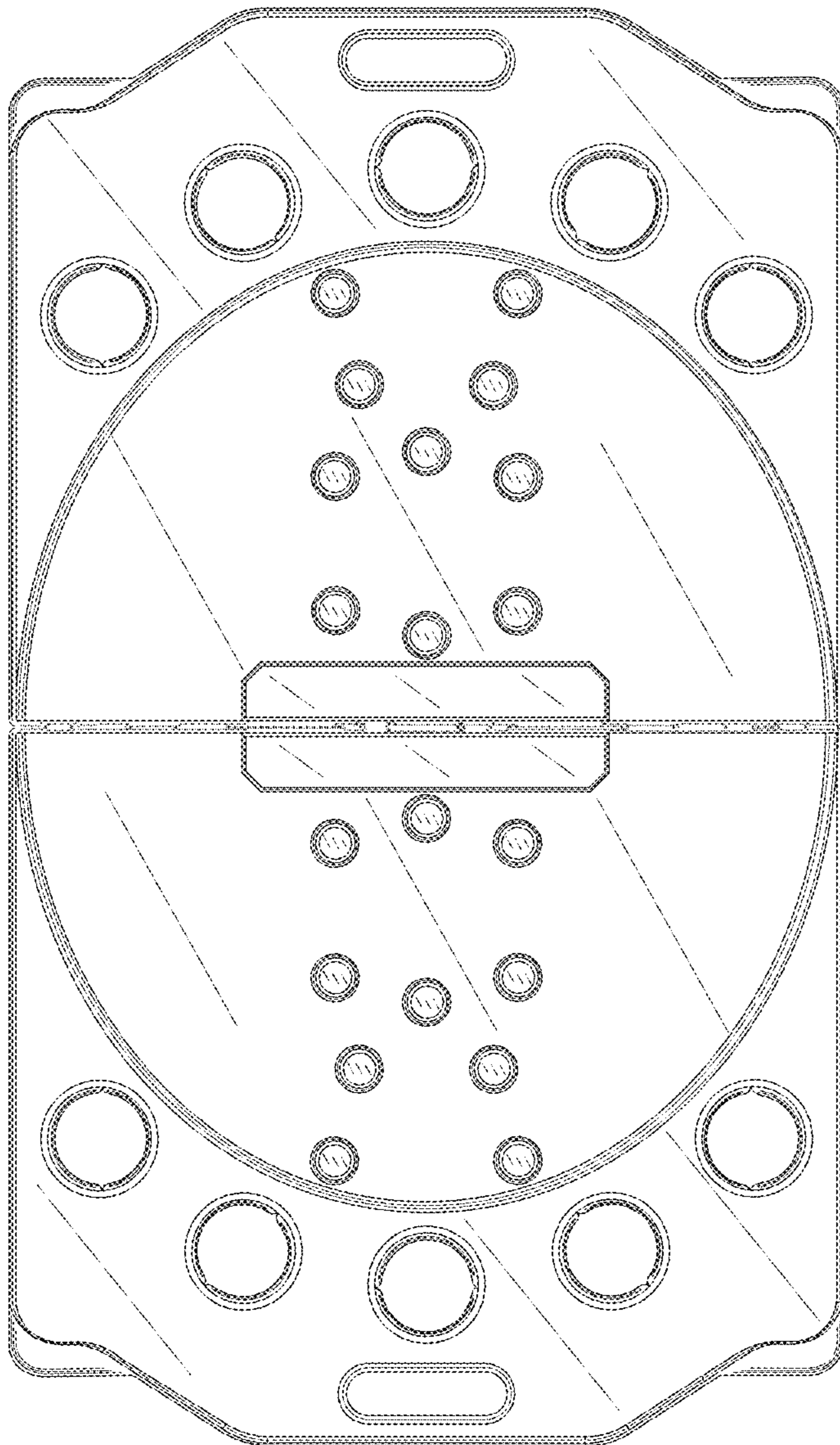


FIG.6

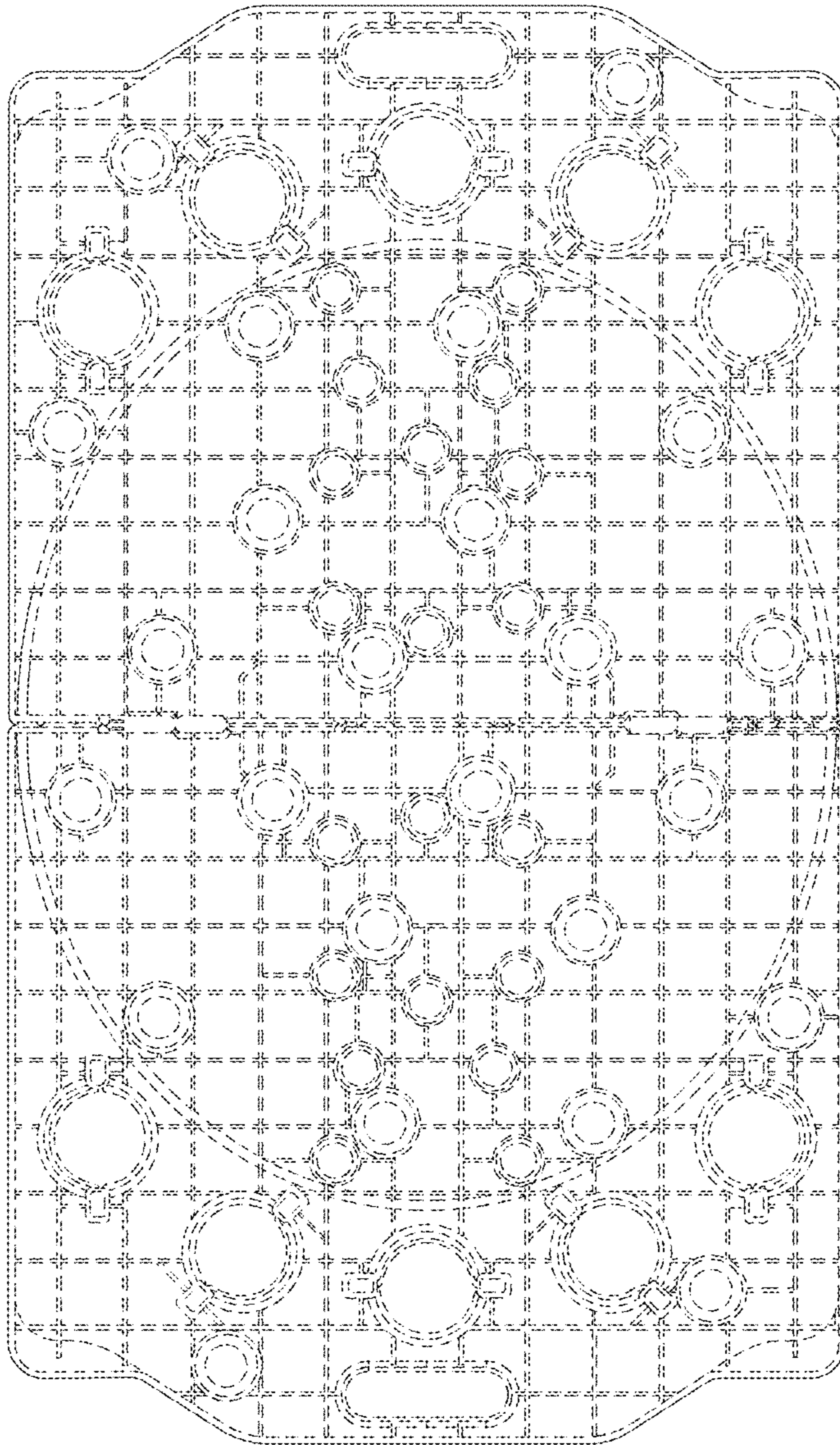


FIG.7