



US00D890860S

(12) **United States Design Patent** (10) **Patent No.:** **US D890,860 S**
Christos (45) **Date of Patent:** **** Jul. 21, 2020**

(54) **INFANT SLEEPING AID** 5,888,117 A * 3/1999 Sutton A63H 3/003
446/369
(71) Applicant: **Slumber Bum Pty Ltd**, Chipping Norton (AU) D408,200 S * 4/1999 Lewis D21/576
D530,308 S * 10/2006 Topping D14/207
D652,089 S * 1/2012 York D21/576
D680,677 S * 4/2013 Johnson A63H 3/003
D26/98
(72) Inventor: **Daniel Christos**, Chipping Norton (AU) D699,707 S * 2/2014 Di Rocco D14/207
D740,857 S * 10/2015 Li D14/203.2
D806,677 S * 1/2018 Johnson D14/207
D826,901 S * 8/2018 Bearsch A63H 3/003
D14/207
(**) Term: **15 Years** D834,348 S * 11/2018 Tepfenhart D21/576
D841,744 S * 2/2019 Coates A63H 3/14
D21/576
(21) Appl. No.: **29/696,153** 2013/0040532 A1 * 2/2013 Khubani A63H 3/006
446/369
(22) Filed: **Jun. 25, 2019**

(30) **Foreign Application Priority Data**

May 29, 2019 (AU) 201912931

(51) **LOC (12) Cl.** **21-01**

(52) **U.S. Cl.**
USPC **D21/576; D26/98; D14/203.2**

(58) **Field of Classification Search**

USPC D6/598; D11/158-159, 162;
D21/576-596, 604-605, 611-613;
446/99, 268, 368-369, 376, 428, 487;
180/8.6; D30/160; D14/177, 203.2, 207;
D24/186; D26/98
CPC ... A63H 3/00; A63H 3/02; A63H 3/04; A63H
3/16; A63H 3/28; A63H 3/36; A63H
7/06; A63H 11/00; A63H 11/10; A63H
11/20; A63H 11/205; A63H 13/00; A63H
13/02; A63H 33/04; A63H 33/08; A63H
33/042; A63H 23/10; A63H 5/00; A63H
3/48

See application file for complete search history.

(56) **References Cited**

U.S. PATENT DOCUMENTS

4,280,292 A * 7/1981 Hills A63H 3/14
D21/588
D396,315 S * 7/1998 Hamerman D21/604

FOREIGN PATENT DOCUMENTS

AU 201813190 6/2018

* cited by examiner

Primary Examiner — Sandra L Morris

(74) *Attorney, Agent, or Firm* — AEON Law, PLLC;
Adam L. K. Philipp; Martin Spencer Garthwaite

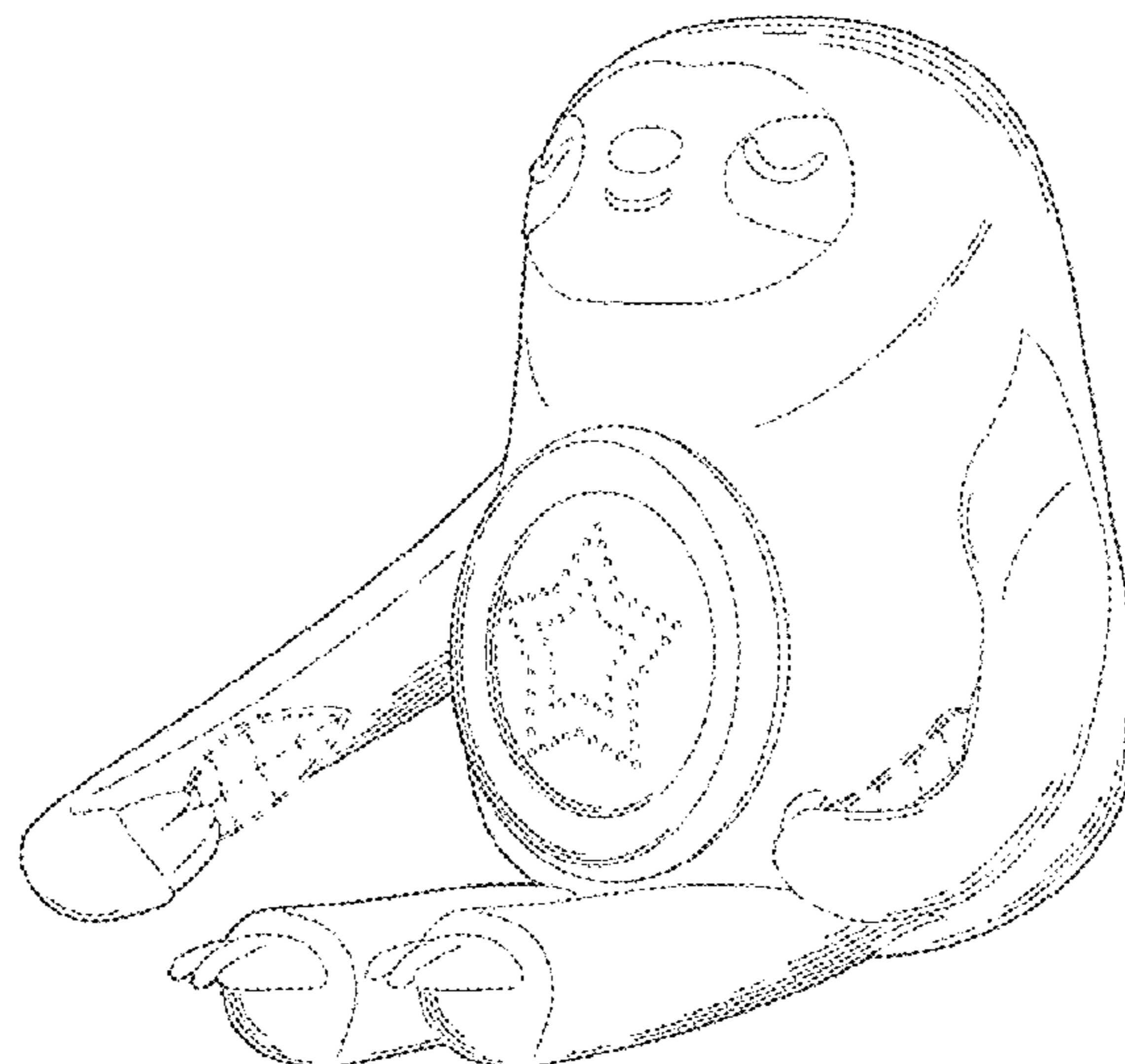
(57) **CLAIM**

The ornamental design for an infant sleeping aid, as shown and described.

DESCRIPTION

FIG. 1 is a front elevation view of an infant sleeping aid;
FIG. 2 is a rear elevation view thereof;
FIG. 3 is a left side elevation view thereof;
FIG. 4 is a right side elevation view thereof;
FIG. 5 is a bottom plan view thereof;
FIG. 6 is a top plan view thereof; and,
FIG. 7 is a front perspective view thereof.
The broken lines of FIGS. 1-7 illustrate portions of the infant sleeping aid, or illustrate environmental matter, that form no part of the claimed design.

1 Claim, 7 Drawing Sheets



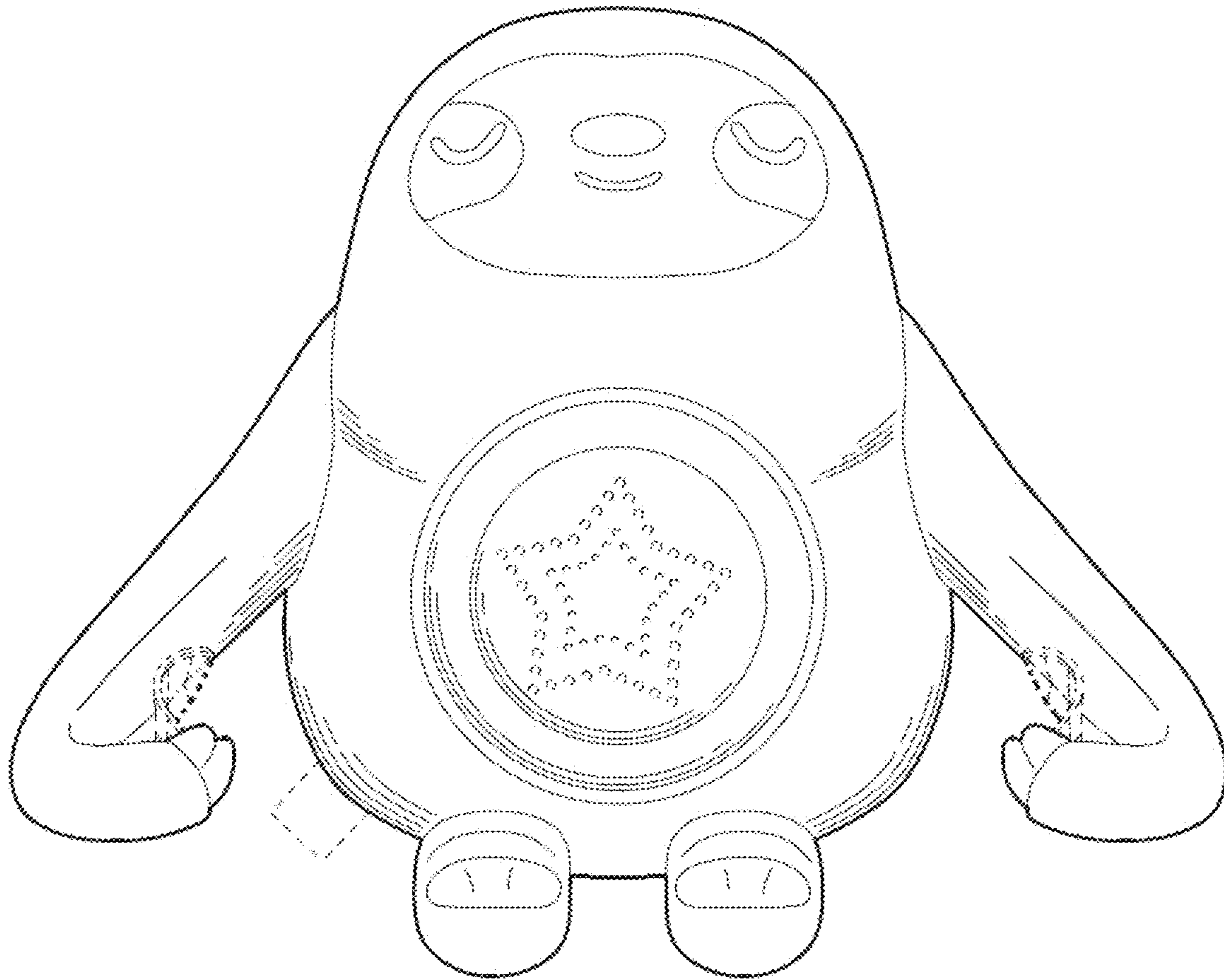


FIGURE 1




FIGURE 2

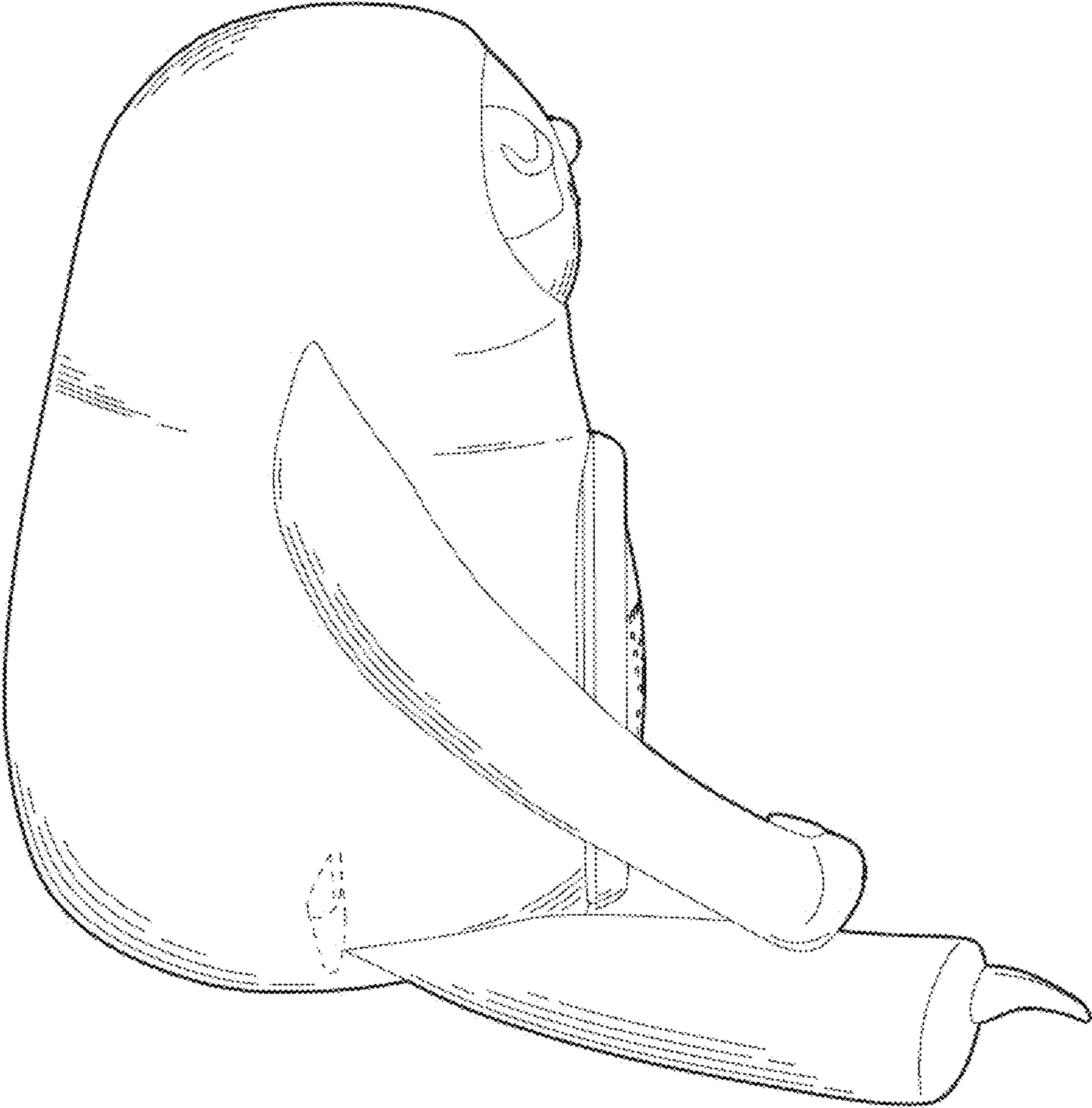


FIGURE 3




FIGURE 4

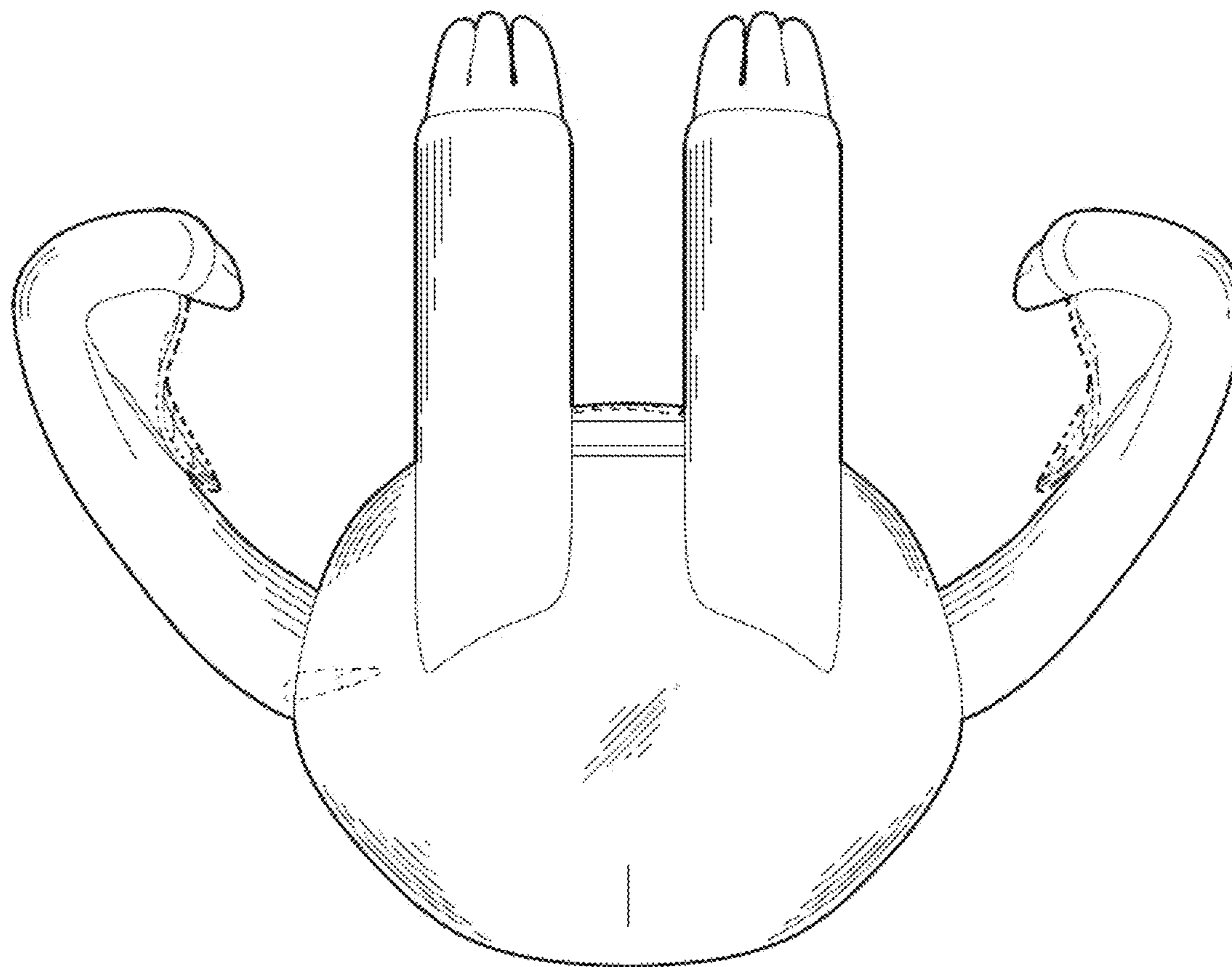


FIGURE 5

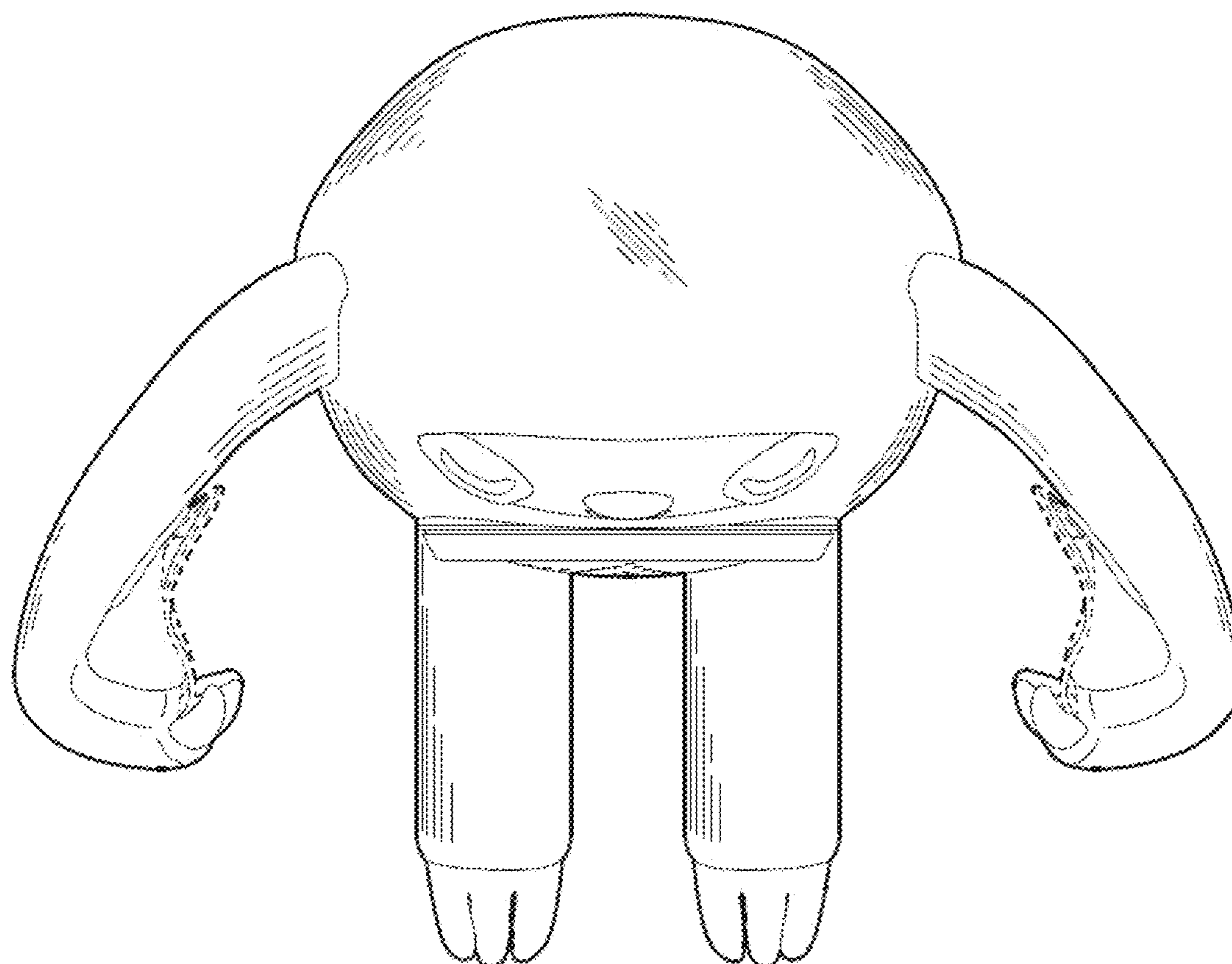


FIGURE 6

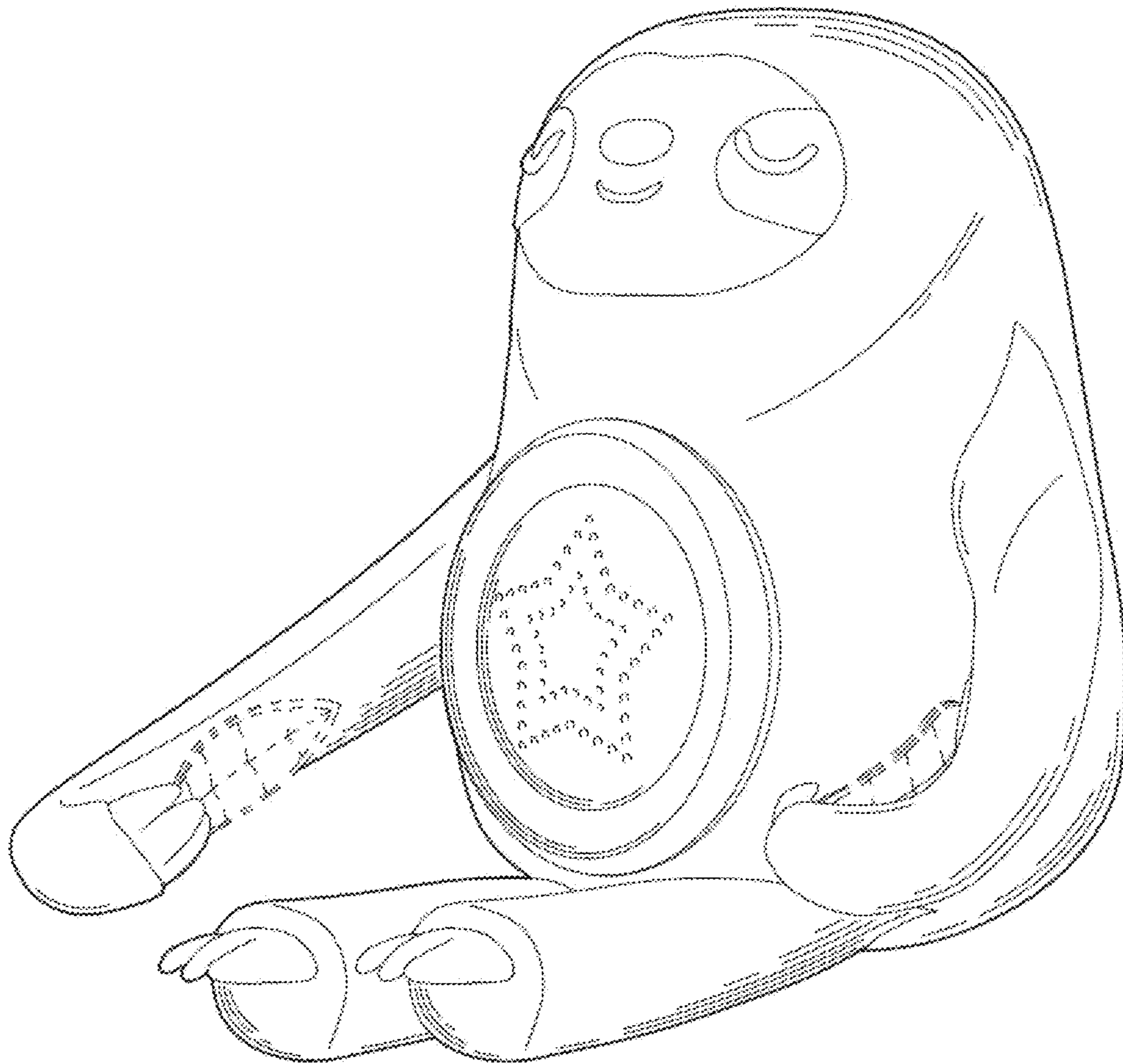


FIGURE 7