



US00D890847S

(12) **United States Design Patent**
McClure

(10) **Patent No.:** **US D890,847 S**

(45) **Date of Patent:** **** Jul. 21, 2020**

(54) **GAME BOARD DESIGN**

(71) Applicant: **Barry W McClure**, Huntsville, AL
(US)

(72) Inventor: **Barry W McClure**, Huntsville, AL
(US)

(**) Term: **15 Years**

(21) Appl. No.: **29/676,110**

(22) Filed: **Jan. 8, 2019**

(51) **LOC (12) Cl.** **21-01**

(52) **U.S. Cl.**
USPC **D21/365**

(58) **Field of Classification Search**
USPC D21/300, 334, 335, 363, 365, 370, 377,
D21/385-389, 392, 397
CPC A63F 2001/001; A63F 2001/003; A63F
2001/005; A63F 2001/006; A63F 1/062;
A63F 1/067; A63F 1/08; A63F 1/10;
A63F 1/12; A63F 1/14; A63F 3/02
See application file for complete search history.

(56) **References Cited**

U.S. PATENT DOCUMENTS

D119,032 S * 2/1940 Alger D21/365
D168,444 S * 12/1952 Glassmeyer D21/365

D191,617 S * 10/1961 Goteri D21/365
D212,294 S * 9/1968 Schultz D21/365
D232,952 S * 9/1974 Chan D21/365
D292,298 S * 10/1987 Martin D21/350
D433,462 S * 11/2000 Marquez, III D21/365
D435,605 S * 12/2000 Azar D21/347

* cited by examiner

Primary Examiner — George D. Kirschbaum

Assistant Examiner — Joseph J Kukella

(74) *Attorney, Agent, or Firm* — Cynthia R. Wright

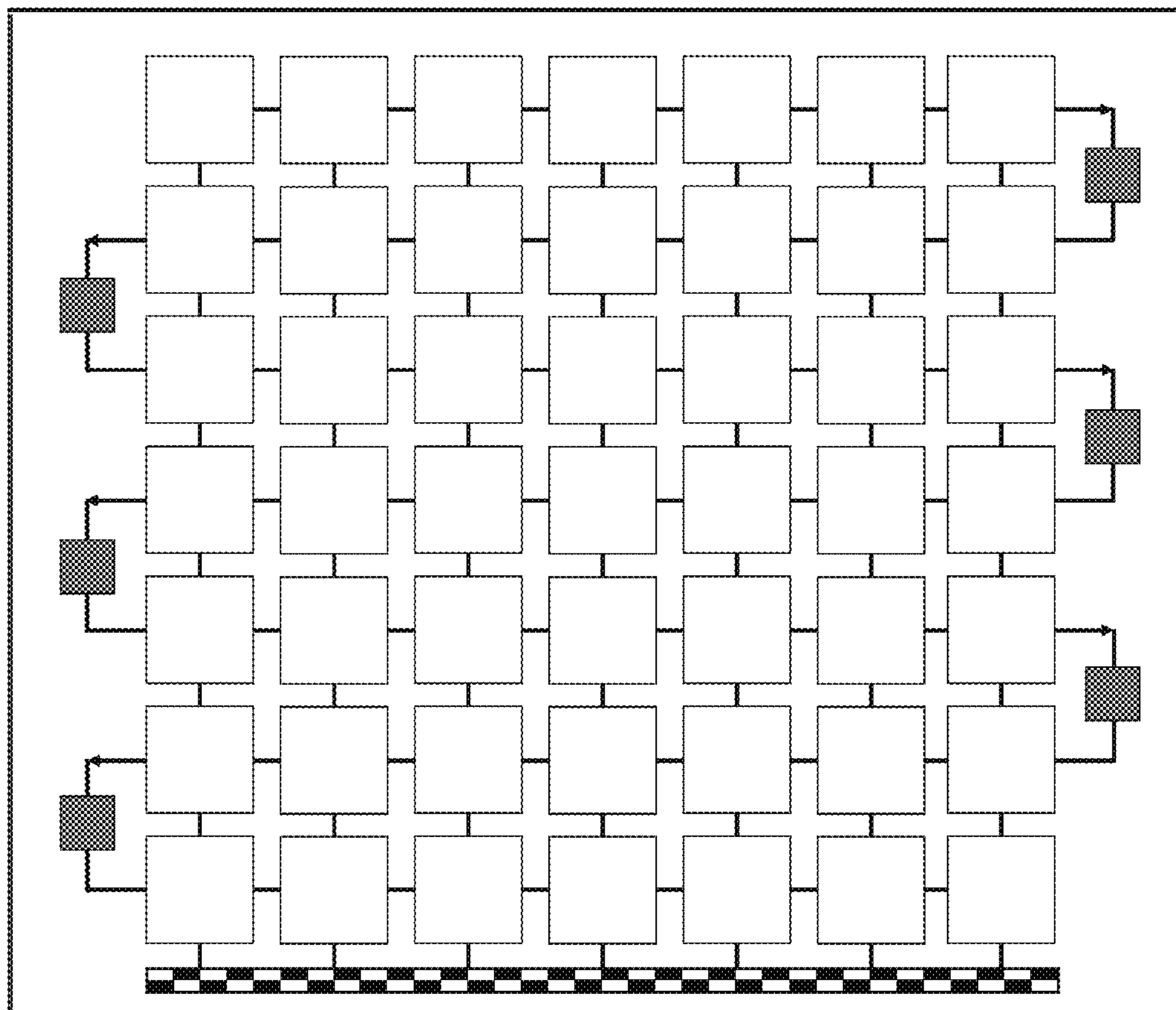
(57) **CLAIM**

The ornamental design for a game board, as shown and described.

DESCRIPTION

FIG. 1 is a top view.
FIG. 2 is a right side view.
FIG. 3 is a left side view.
FIG. 4 is a front view.
FIG. 5 is a rear view; and,
FIG. 6 is a bottom view.

1 Claim, 3 Drawing Sheets



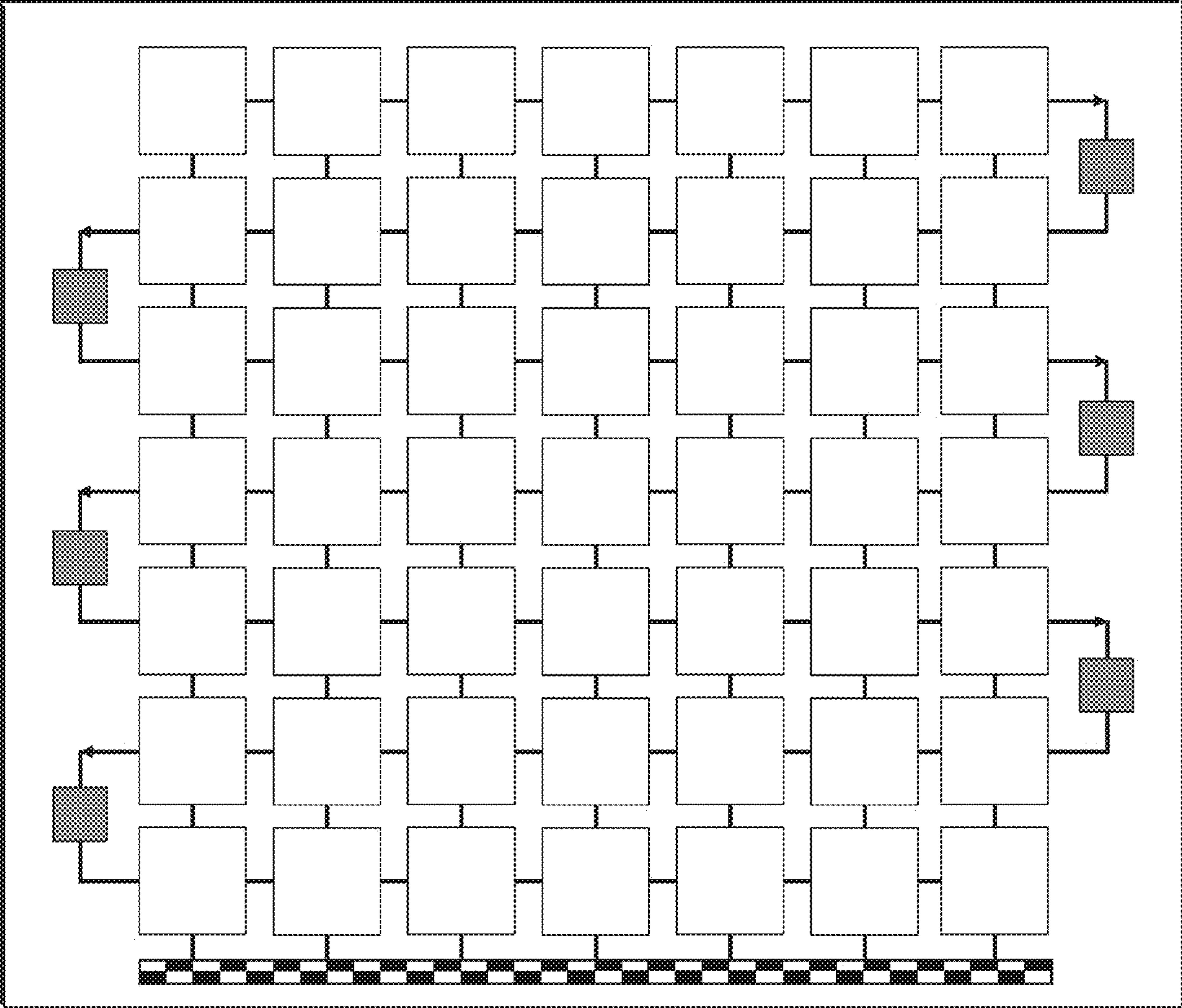


FIG. 1



FIG. 2



FIG. 3




FIG. 4




FIG. 5




FIG. 6