



US00D890844S

(12) **United States Design Patent**
Epstein

(10) **Patent No.:** **US D890,844 S**

(45) **Date of Patent:** **** Jul. 21, 2020**

- (54) **PEN**
- (71) Applicant: **Spec.MFG LLC**, Lakewood, NJ (US)
- (72) Inventor: **David A. Epstein**, Lakewood, NJ (US)
- (**) Term: **15 Years**
- (21) Appl. No.: **29/677,215**
- (22) Filed: **Jan. 17, 2019**
- (51) **LOC (12) Cl.** **19-06**
- (52) **U.S. Cl.**
USPC **D19/201**; D19/927
- (58) **Field of Classification Search**
USPC D19/115-204; D14/411
CPC . B43K 5/005; B43K 7/12; B43K 8/04; B43K
8/06; B43K 19/00; B43K 19/02; B43K
19/14; B43K 21/006; B43K 21/06
See application file for complete search history.

- D669,903 S * 10/2012 Schlosstein D14/480.3
- D710,854 S * 8/2014 Huang D14/411
- D724,668 S * 3/2015 Bo D19/170
- D730,988 S * 6/2015 Cleere D19/201
- D748,727 S * 2/2016 Fan D19/172
- D755,293 S * 5/2016 Cleere D19/201
- D757,850 S * 5/2016 Zhang D19/123
- D772,982 S * 11/2016 Nuzzo D19/174
- D826,327 S * 8/2018 Kermoal D19/173
- D855,107 S * 7/2019 Briggl D19/171

(Continued)

Primary Examiner — Elizabeth A. Albert

(74) *Attorney, Agent, or Firm* — Bochner IP; Andrew D. Bochner

(57) **CLAIM**

The ornamental design for a pen, as shown and described.

DESCRIPTION

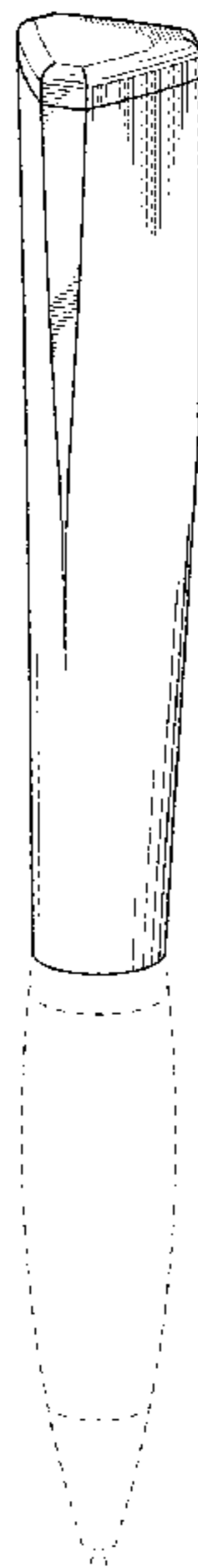
FIG. 1 is a top, front right side perspective view of a first embodiment of a pen showing my new design;
 FIG. 2 is a top plan view thereof at an enlarged scale;
 FIG. 3 is a bottom plan view thereof at an enlarged scale;
 FIG. 4 is a front elevation view thereof;
 FIG. 5 is a rear elevation view thereof;
 FIG. 6 is a left side elevation view thereof, the right side elevation view being a mirror image;
 FIG. 7 is a top, front right side perspective view of a second embodiment of a pen showing my new design;
 FIG. 8 is a top plan view thereof at an enlarged scale;
 FIG. 9 is a bottom plan view thereof at an enlarged scale;
 FIG. 10 is a front elevation view thereof;
 FIG. 11 is a rear elevation view thereof; and,
 FIG. 12 is a left side elevation view thereof, the right side elevation view being a mirror image.
 The broken lines showing the grip and writing tip in FIGS. 1-12 of the drawings are included to show features that form no part of the claimed design.

1 Claim, 4 Drawing Sheets

(56) **References Cited**

U.S. PATENT DOCUMENTS

- D105,623 S * 8/1937 Trolen D19/174
- D161,826 S * 2/1951 Ferber D19/185
- 3,315,395 A * 4/1967 Kirklen B43K 29/007
40/334
- D247,501 S * 3/1978 Malamoud D19/169
- D266,769 S * 11/1982 Camps D19/169
- D267,655 S * 1/1983 Verona D19/169
- D367,673 S * 3/1996 Compte D19/164
- D433,704 S * 11/2000 Kouda D19/174
- D453,354 S * 2/2002 Ikenaga D14/411
- D467,970 S * 12/2002 Pellissa Beneyto D19/169
- D471,931 S * 3/2003 Lecce D19/170
- D475,086 S * 5/2003 Kent D19/172
- D500,522 S * 1/2005 Rommel D19/175
- D501,507 S * 2/2005 Lecce D19/171
- D548,785 S * 8/2007 O'Hern D19/177
- D577,067 S * 9/2008 Koch D19/174
- D601,197 S * 9/2009 Zhang D19/174



(56)

References Cited

U.S. PATENT DOCUMENTS

2014/0035884 A1* 2/2014 Oh G06F 3/03545
345/179

* cited by examiner

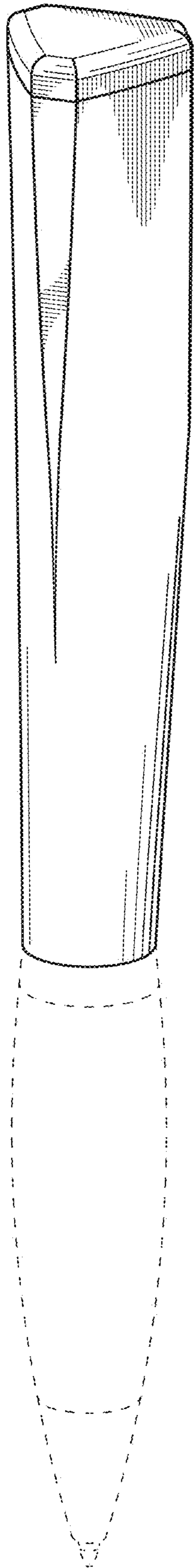


FIG. 1

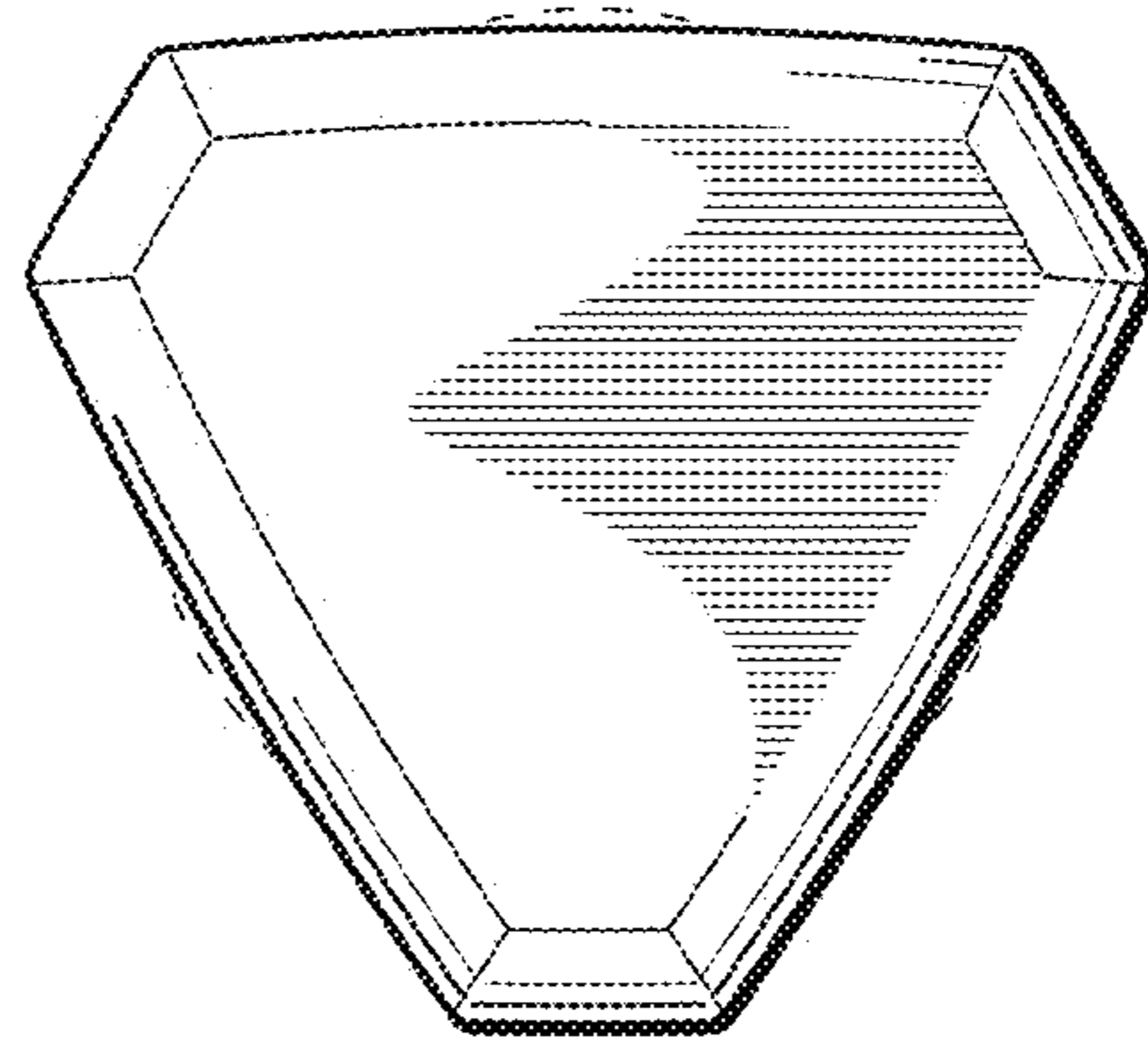


FIG. 2

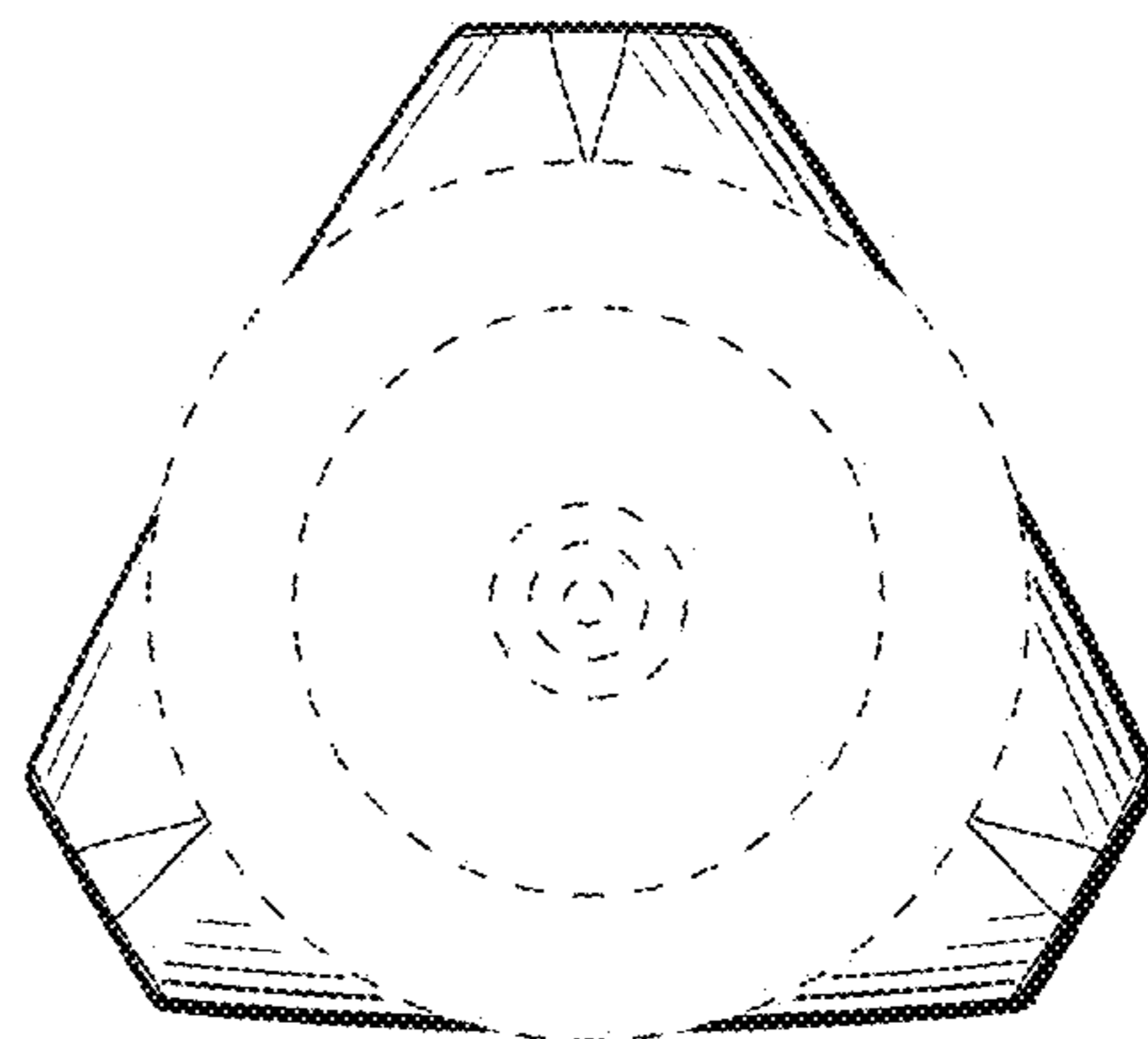


FIG. 3

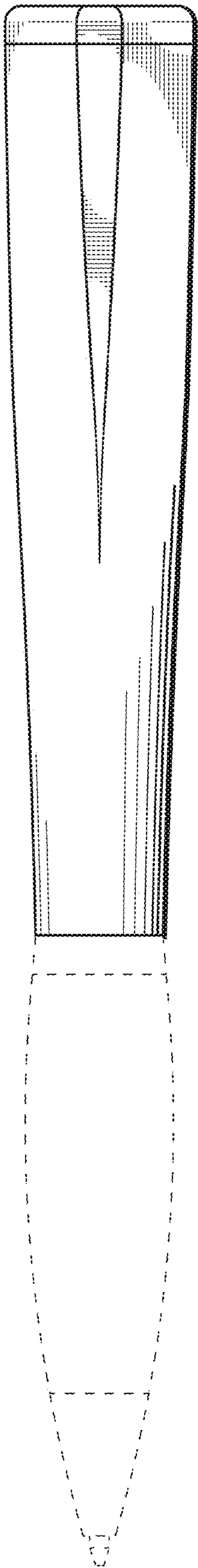


FIG. 4

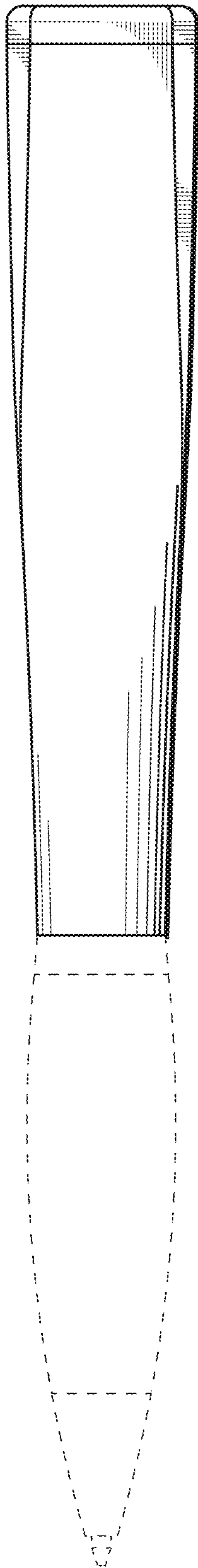


FIG. 5




FIG. 6

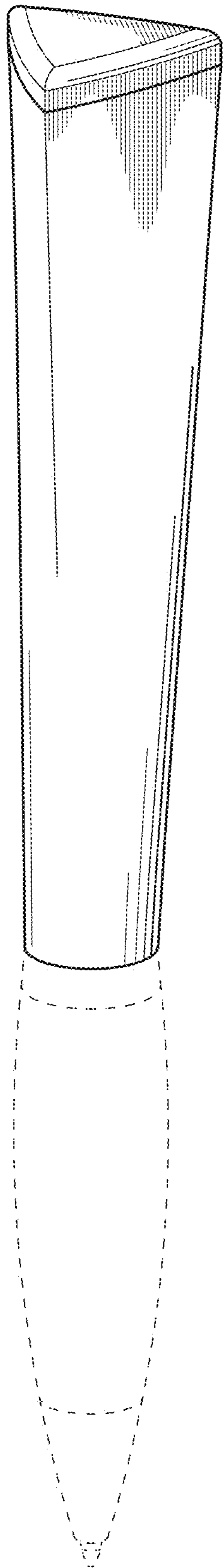


FIG. 7

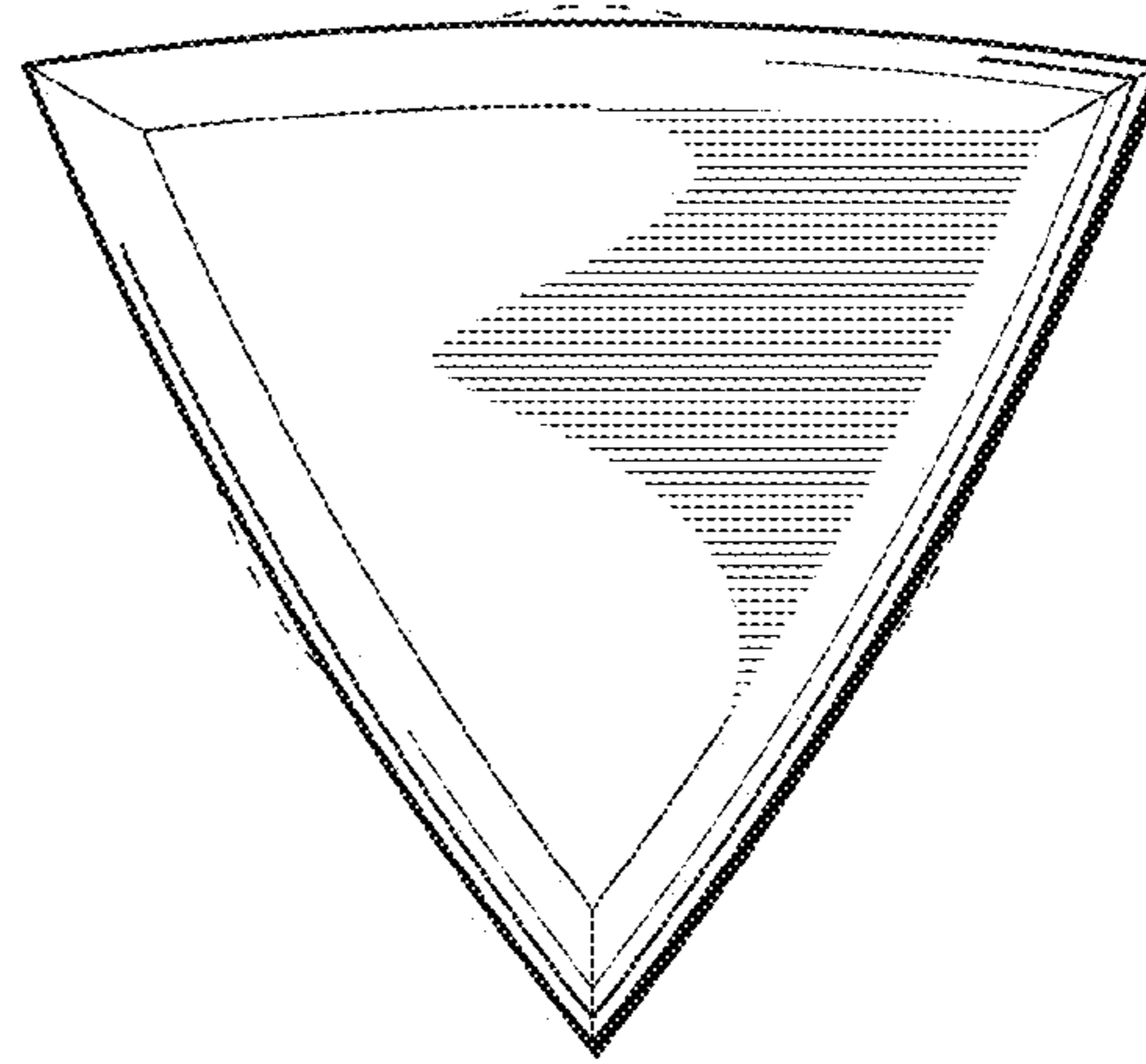


FIG. 8

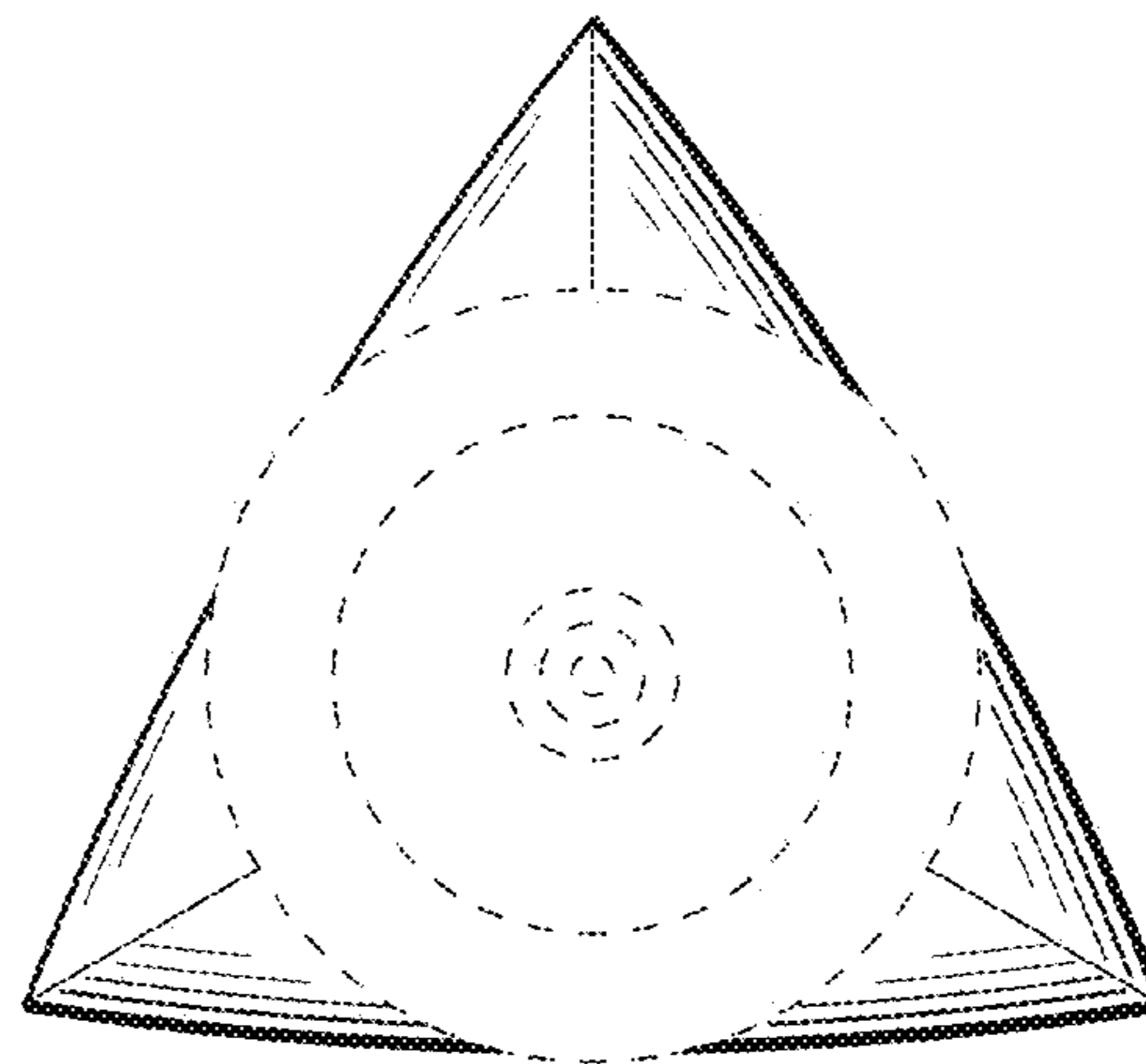


FIG. 9

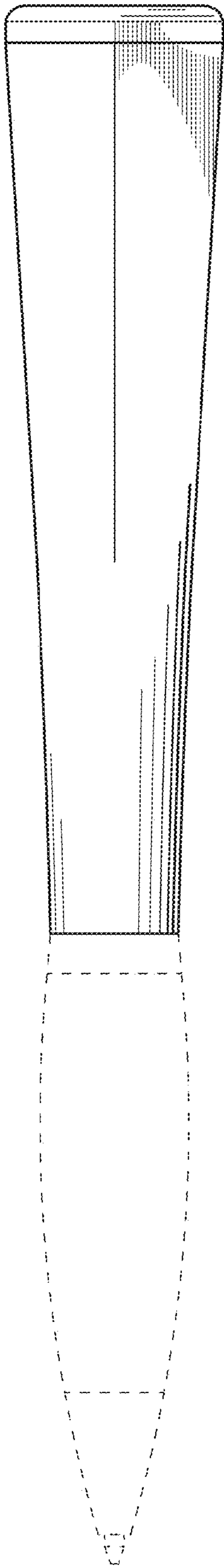


FIG. 10

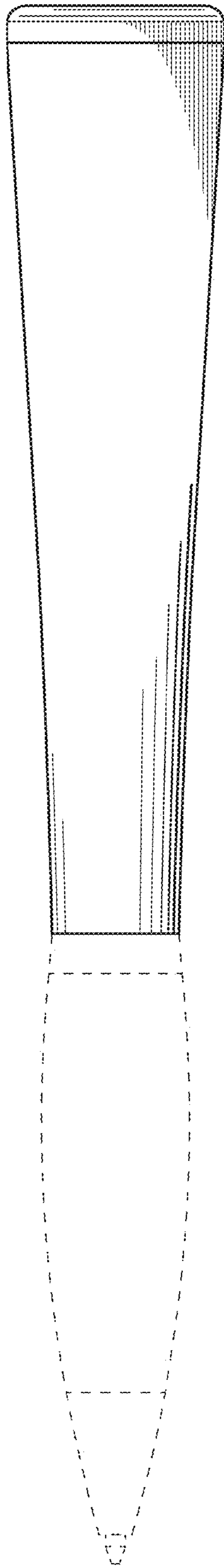


FIG. 11

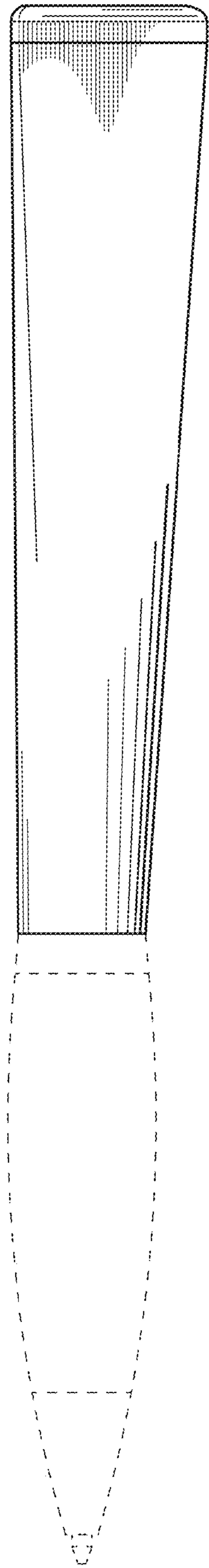


FIG. 12