

US00D890843S

(12) **United States Design Patent** (10) **Patent No.:** **US D890,843 S**
Fang (45) **Date of Patent:** **** Jul. 21, 2020**

(54) **PEN**
(71) Applicant: **Zhibin Fang**, Hangzhou (CN)
(72) Inventor: **Zhibin Fang**, Hangzhou (CN)
(73) Assignee: **TONGLU SIGNAL IMPORT & EXPORT CO., LTD.**, Tonglu (CN)
(**) Term: **15 Years**
(21) Appl. No.: **29/672,779**
(22) Filed: **Dec. 9, 2018**
(30) **Foreign Application Priority Data**
Nov. 22, 2018 (EM) 005832110
(51) **LOC (12) Cl.** **19-06**
(52) **U.S. Cl.**
USPC **D19/174; D19/904; D19/932**
(58) **Field of Classification Search**
USPC D19/115-204; D14/411; D8/107
CPC . B43K 5/005; B43K 7/12; B43K 8/04; B43K
8/06; B43K 19/0002; B43K 19/14; B43K
21/006; B43K 21/06
See application file for complete search history.

(56) **References Cited**
U.S. PATENT DOCUMENTS
D418,163 S * 12/1999 Rosen D19/171
D500,794 S * 1/2005 Conklin D19/174
D508,083 S * 8/2005 Cetera D19/174
D512,741 S * 12/2005 Cetera D19/174
D540,866 S * 4/2007 Qiu D19/174
D550,281 S * 9/2007 Tien D19/174
D552,174 S * 10/2007 Tien D19/174
D552,676 S * 10/2007 Tien D19/172
D562,389 S * 2/2008 Ikeda D19/172
D573,640 S * 7/2008 Qiu D19/174

D601,197 S * 9/2009 Zhang D19/174
D612,888 S * 3/2010 Rolion D19/171
D628,645 S * 12/2010 Zhang D19/174
D647,137 S * 10/2011 Uchiyama D19/172
D654,952 S * 2/2012 Laemle D19/172
D667,880 S * 9/2012 Zhang D19/173
D672,813 S * 12/2012 Zhang D19/172
D689,134 S * 9/2013 Landow D19/174
D692,483 S * 10/2013 Laemle D19/172
D692,484 S * 10/2013 Laemle D19/172
8,550,735 B2 * 10/2013 Rolion B43K 17/005
401/103
D708,263 S * 7/2014 Laemle D19/179
D708,671 S * 7/2014 Laemle D19/174
D709,949 S * 7/2014 Fleming D19/119
D713,882 S * 9/2014 Fleming D19/179
D730,988 S * 6/2015 Cleere D19/201
D745,089 S * 12/2015 Cohen D19/174
D745,926 S * 12/2015 Watase D19/173
D748,727 S * 2/2016 Fan D19/172
D758,491 S * 6/2016 Wang D19/174
D762,776 S * 8/2016 Laemle D19/199
D771,749 S * 11/2016 Boisdevesys D19/171
D773,559 S * 12/2016 James D19/123

(Continued)

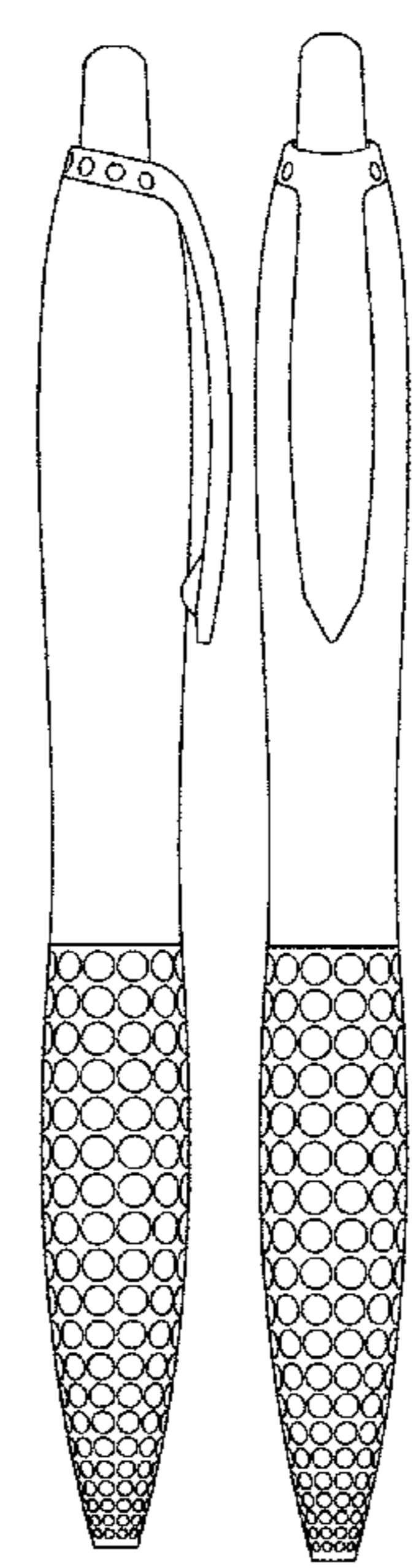
Primary Examiner — Elizabeth A. Albert
(74) *Attorney, Agent, or Firm* — WPIP Co., Ltd.

(57) **CLAIM**
The ornamental design for a pen, as shown.

DESCRIPTION

FIG. 1 is a front elevational view of a pen showing my new design;
FIG. 2 is a rear elevational view thereof;
FIG. 3 is a left side view thereof;
FIG. 4 is a right side view thereof;
FIG. 5 is a top plan view thereof;
FIG. 6 is a bottom plan view thereof; and,
FIG. 7 is a perspective view thereof.

1 Claim, 6 Drawing Sheets



(56)

References Cited

U.S. PATENT DOCUMENTS

D830,461 S * 10/2018 Li D19/170
D839,348 S * 1/2019 Nakazawa D19/174
D863,433 S * 10/2019 Jia D19/171

* cited by examiner

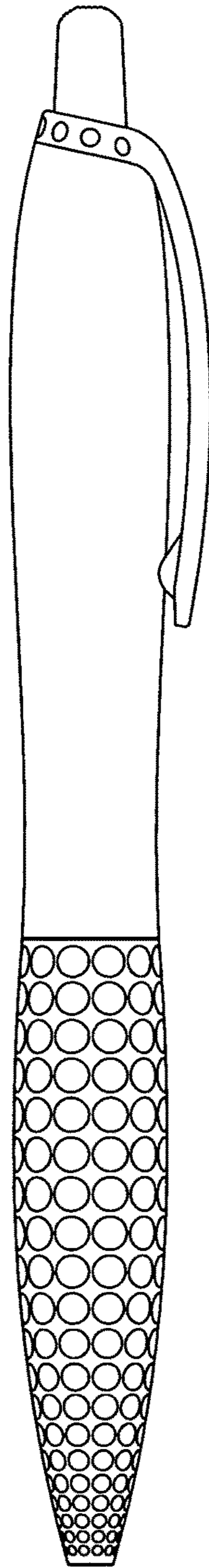


FIG. 1

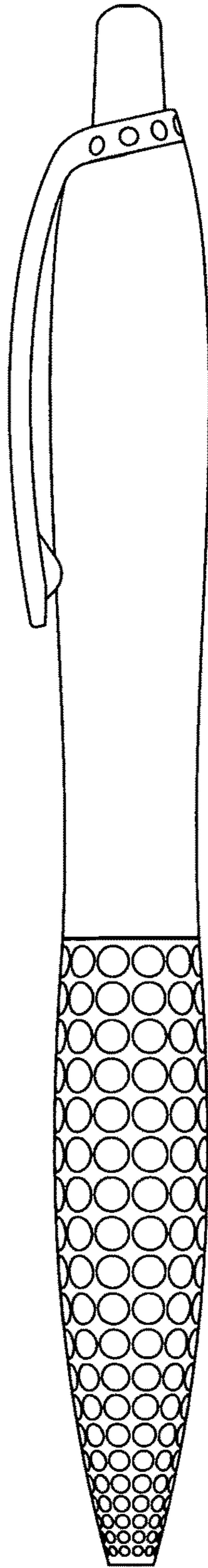


FIG. 2




FIG. 3




FIG. 4

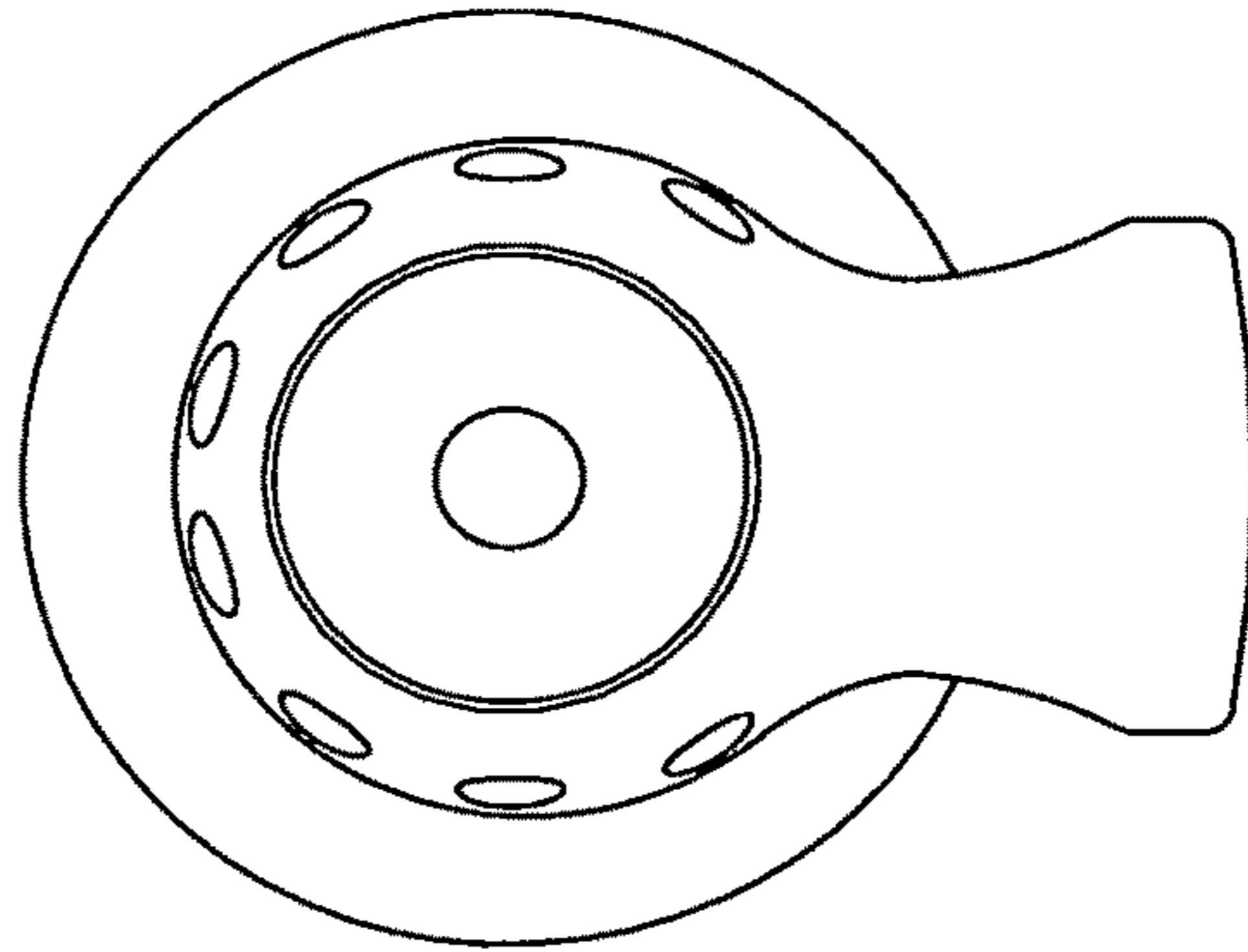


FIG. 5

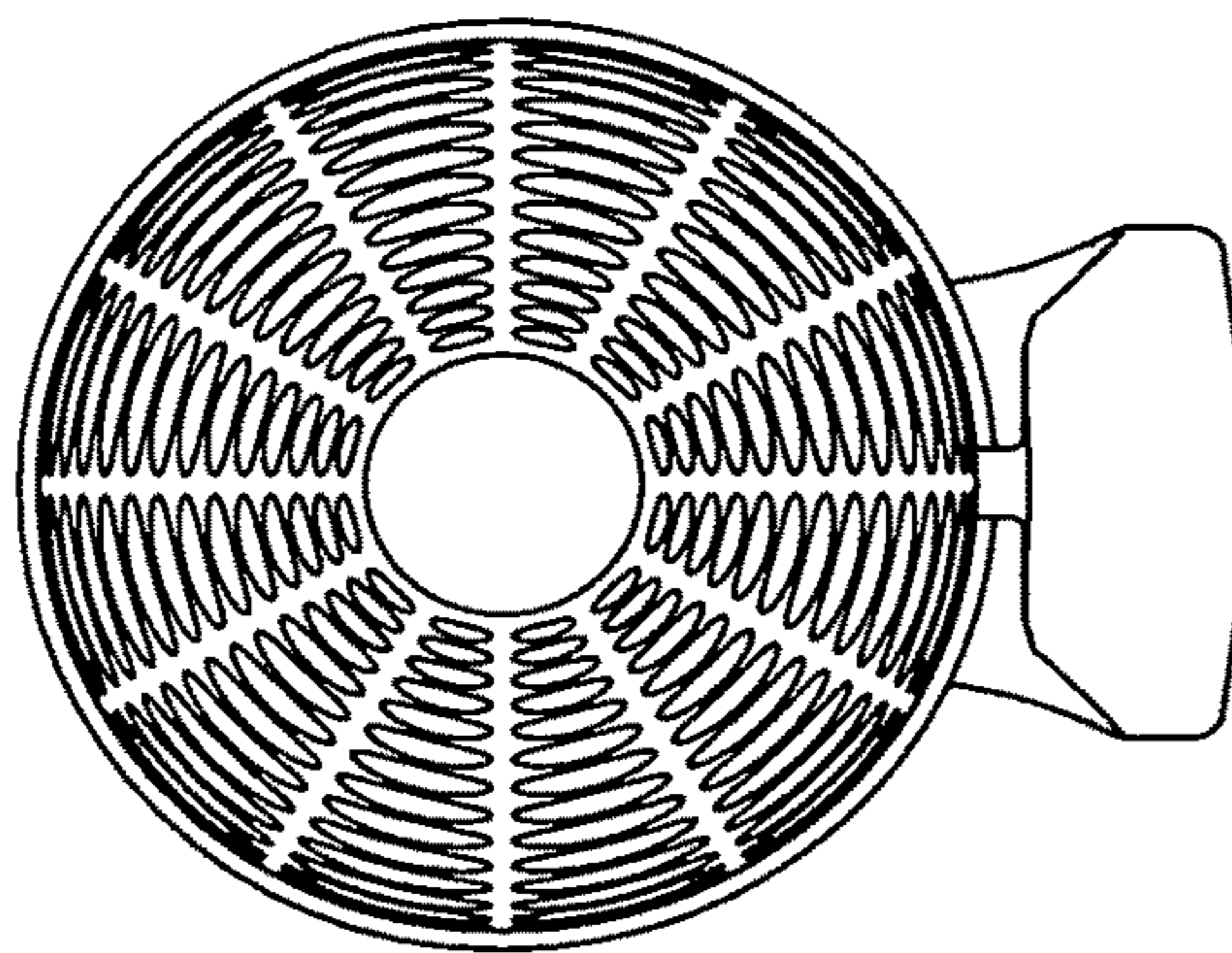


FIG. 6

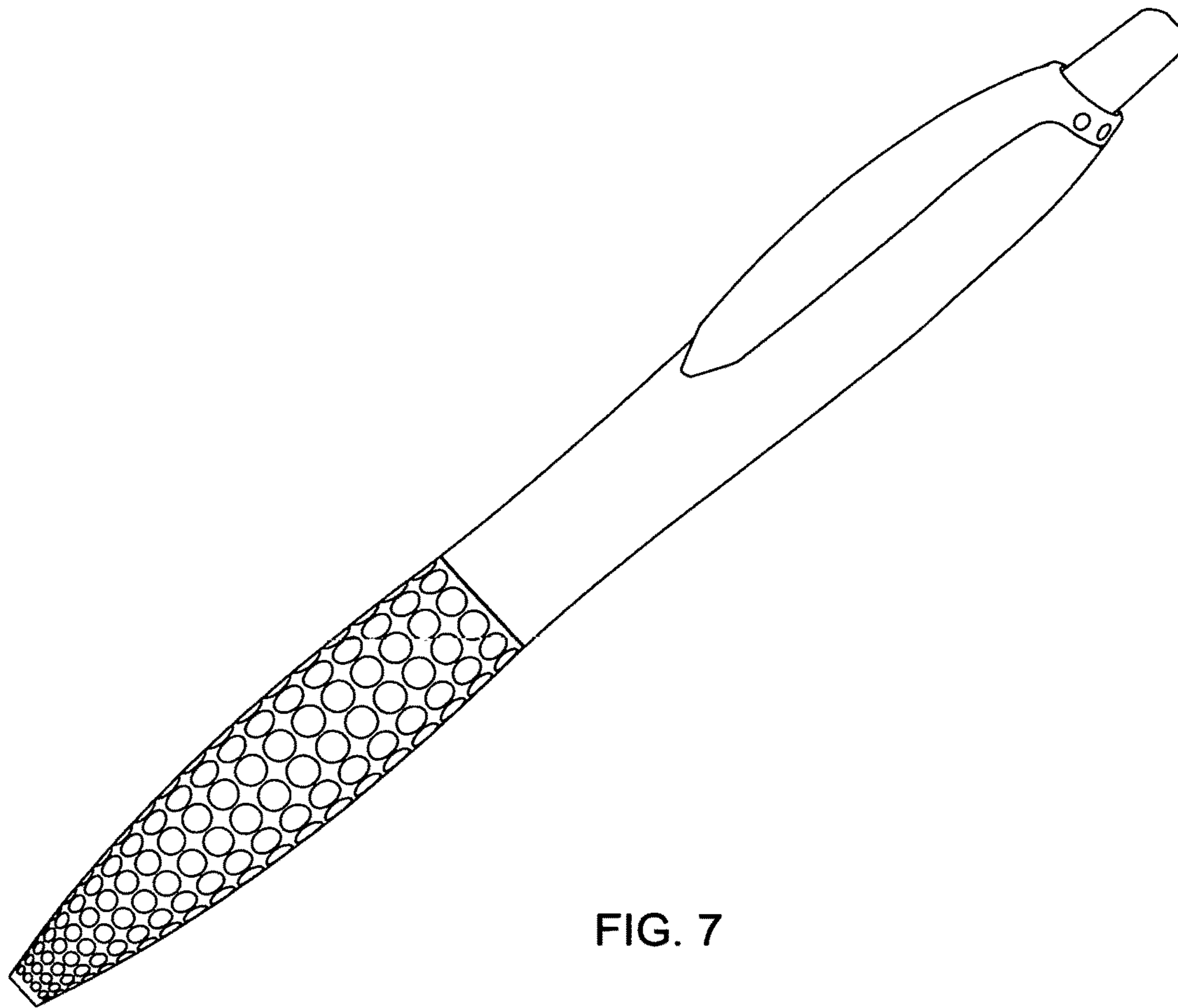


FIG. 7