



US00D890842S

(12) **United States Design Patent**
Tuang et al.

(10) **Patent No.:** **US D890,842 S**
(45) **Date of Patent:** **** Jul. 21, 2020**

(54) **FILE RACK**
(71) Applicant: **EP Family Corp.**, Walnut, CA (US)
(72) Inventors: **Bao-Yi Tuang**, Walnut, CA (US);
Peiling Chang Chien, Walnut, CA (US)
(**) Term: **15 Years**
(21) Appl. No.: **29/677,601**

6,393,749 B1 * 5/2002 Haupt A47G 21/16
40/725
D563,734 S * 3/2008 Snell D7/631
D688,903 S * 9/2013 Goodman D6/675.5
D689,942 S * 9/2013 Hu D19/78
D689,945 S * 9/2013 Hu D19/90
D748,939 S * 2/2016 Hsu D6/683.1
D778,119 S * 2/2017 Hsu D7/631
D785,413 S * 5/2017 Goodman D7/631
D808,728 S * 1/2018 Goodman D7/601
D840,196 S * 2/2019 Goodman D7/631

(Continued)

(22) Filed: **Jan. 22, 2019**
(51) **LOC (12) Cl.** **19-02**
(52) **U.S. Cl.**
USPC **D19/90**
(58) **Field of Classification Search**
USPC D19/75-92, 99, 135; D3/206, 304, 306,
D3/310, 315; D6/675.5, 683, 683.1;
D7/631, 637-641; D9/427, 432, 611;
D14/253
CPC .. B43M 99/00; B43M 99/001; B43M 99/003;
B43M 99/006; B43M 99/007; B43M
99/008; B43M 99/009; B42D 3/12; B42D
3/16; B42D 3/18; B43K 23/001; B43K
23/002; A47B 55/00; A47B 63/00
See application file for complete search history.

Primary Examiner — Elizabeth A. Albert
(74) *Attorney, Agent, or Firm* — Tommy SF Wang; Wang
IP Law Group, P.C.

(57) **CLAIM**

The ornamental design for a file rack, as shown and described.

DESCRIPTION


FIG. 1 is a perspective view of a file rack showing our new design;
FIG. 2 is a front view thereof;
FIG. 3 is a rear view thereof;
FIG. 4 is a left side view thereof;
FIG. 5 is a right side view thereof;
FIG. 6 is a top view thereof;
FIG. 7 is a bottom view thereof;
FIG. 8 is another perspective view showing a status before the file rack is fixed on a base by fasteners;
FIG. 9 is the other perspective view with the file rack being fixed on the base by the fasteners;
FIG. 10 is the other perspective view with additional two file racks being fixed on the base by additional fasteners; and,
FIG. 11 is an enlarged view of an indicated portion of FIG. 10.
The broken lines are included to show portions of the file rack that form no part of the claimed design.

(56) **References Cited**

U.S. PATENT DOCUMENTS

D167,809 S * 9/1952 Roop D7/631
3,953,014 A * 4/1976 Mendell, Jr. A47G 21/16
269/43
D245,702 S * 9/1977 Carpenter D19/86
D278,773 S * 5/1985 Licari D6/678.4
D279,245 S * 6/1985 Wohlman D19/90
4,538,739 A * 9/1985 Licari F16B 12/26
211/189
D322,002 S * 12/1991 Emery D6/566
D433,712 S * 11/2000 Walsh D19/75
D450,543 S * 11/2001 Hannum D7/631

1 Claim, 9 Drawing Sheets



(56)

References Cited

U.S. PATENT DOCUMENTS

D840,767 S *	2/2019	Dittrich	D7/631
D841,734 S *	2/2019	Tuang	D19/90
D846,954 S *	4/2019	Goodman	D7/631
D847,585 S *	5/2019	Goodman	D7/631
D859,523 S *	9/2019	Goodman	D19/90
2005/0161464 A1 *	7/2005	Fiola	A47G 21/16 221/33

* cited by examiner

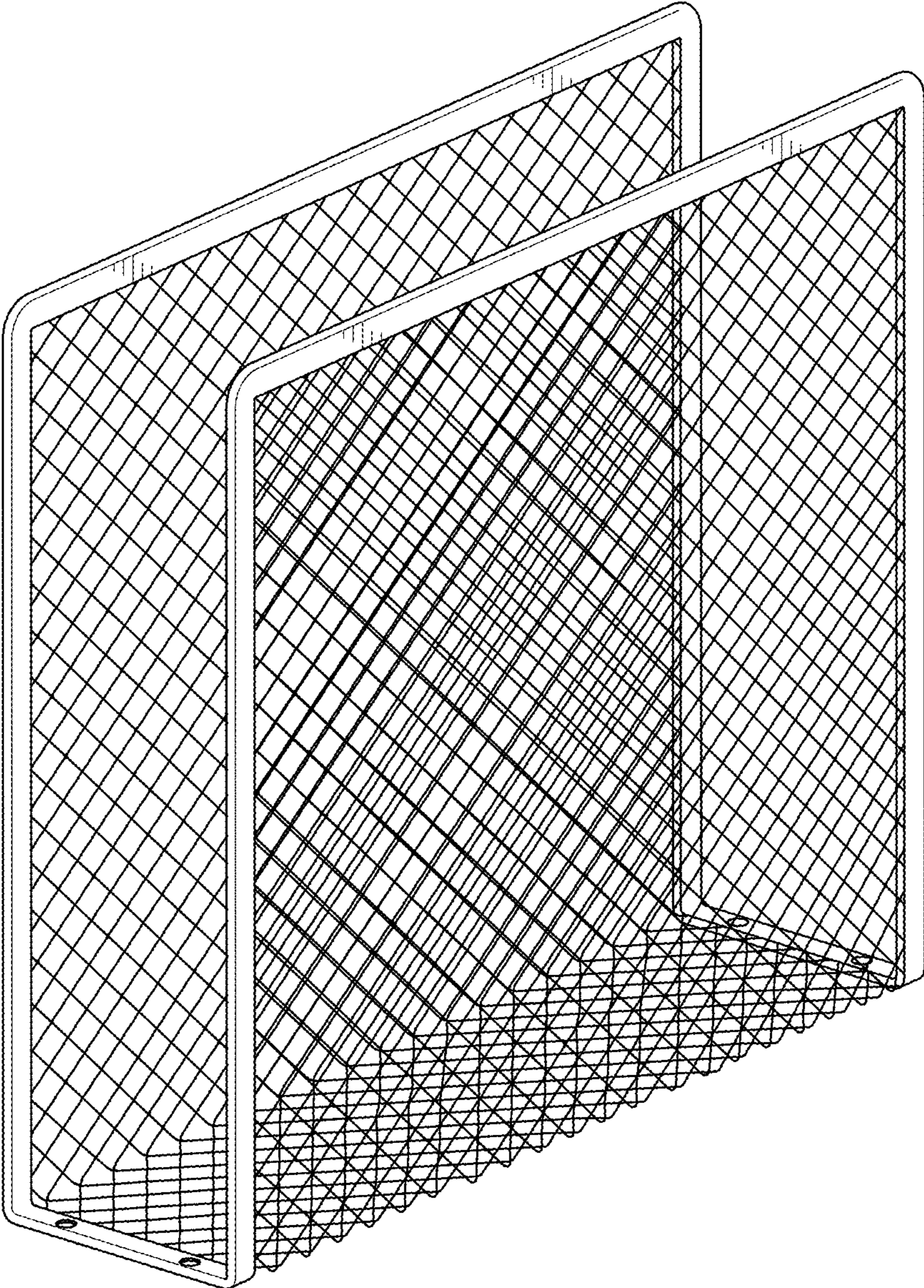


FIG. 1




FIG. 2




FIG. 3




FIG. 4




FIG. 5

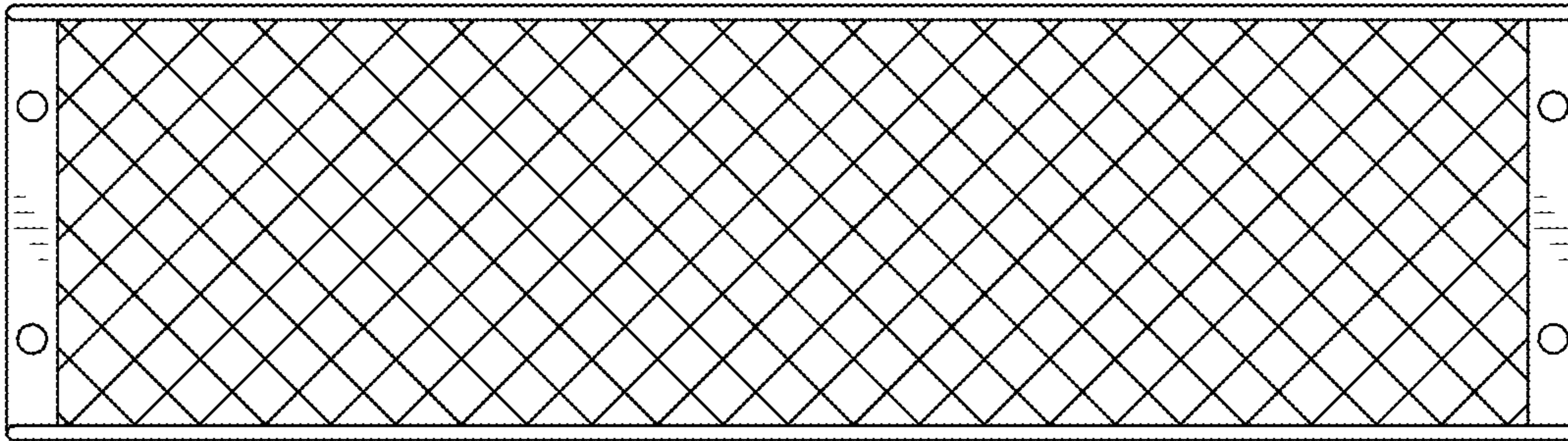


FIG. 6

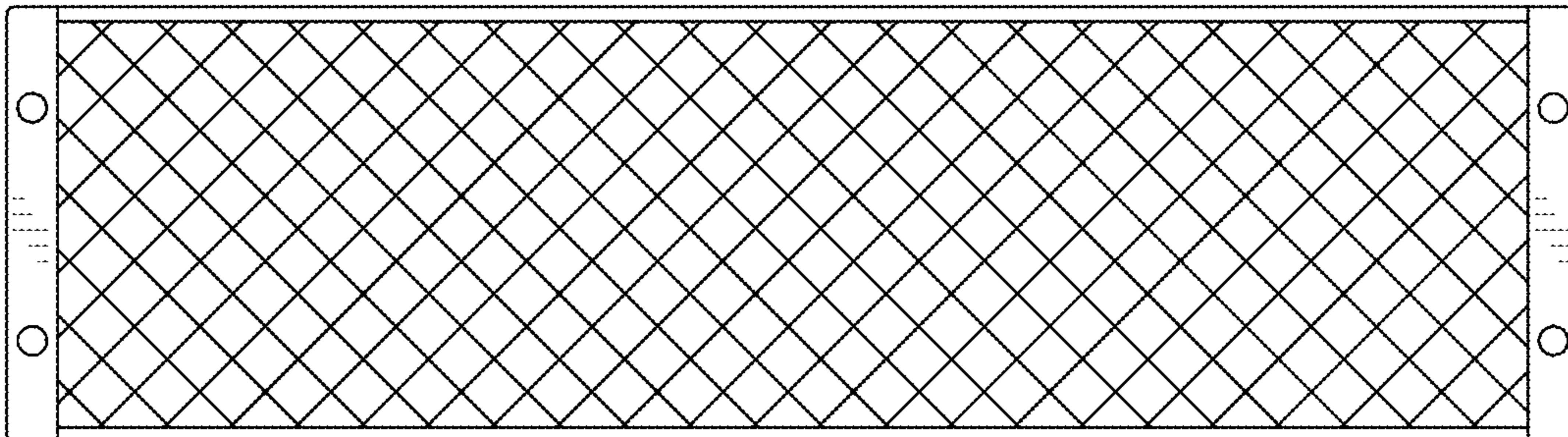


FIG. 7

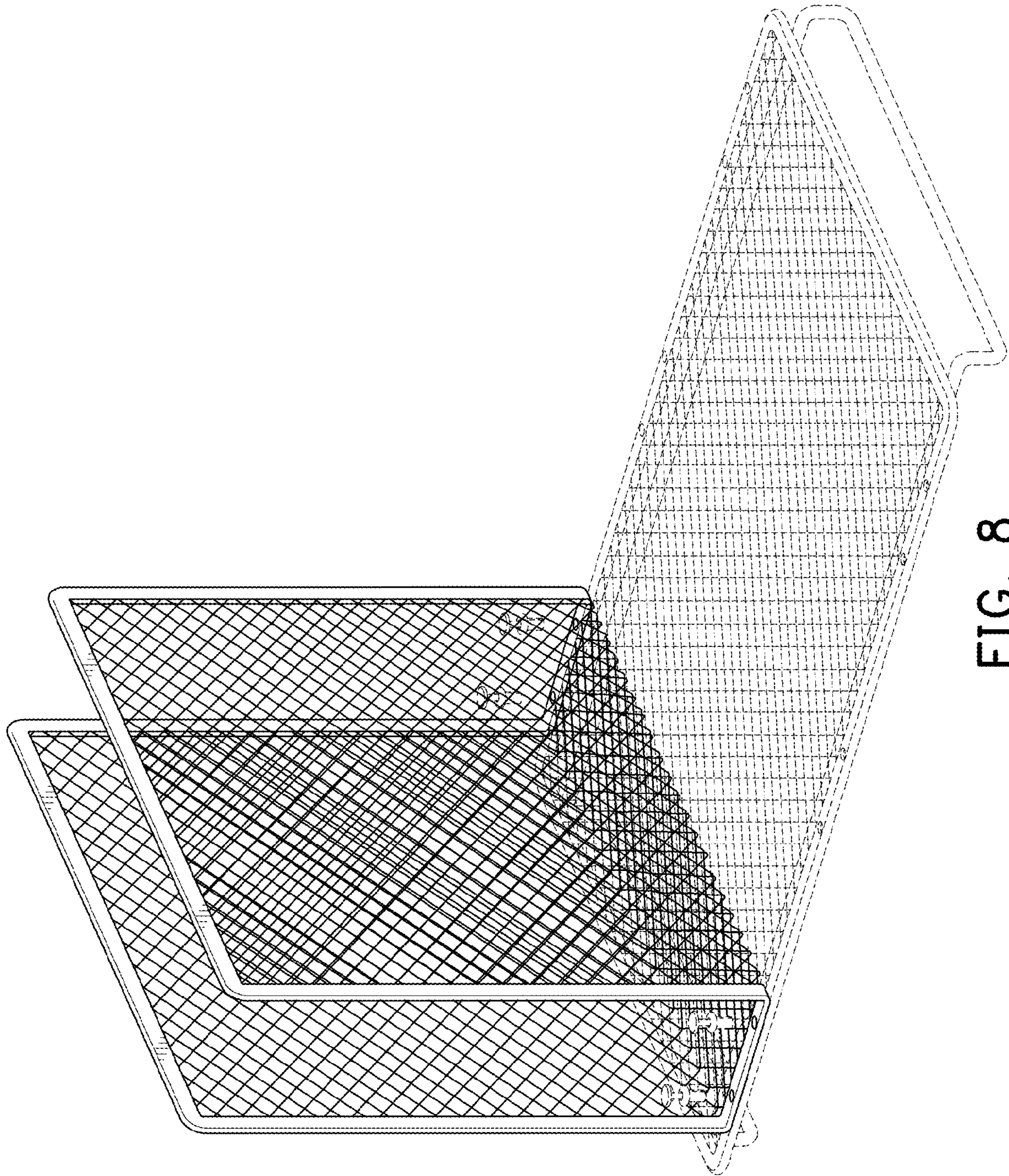


FIG. 8

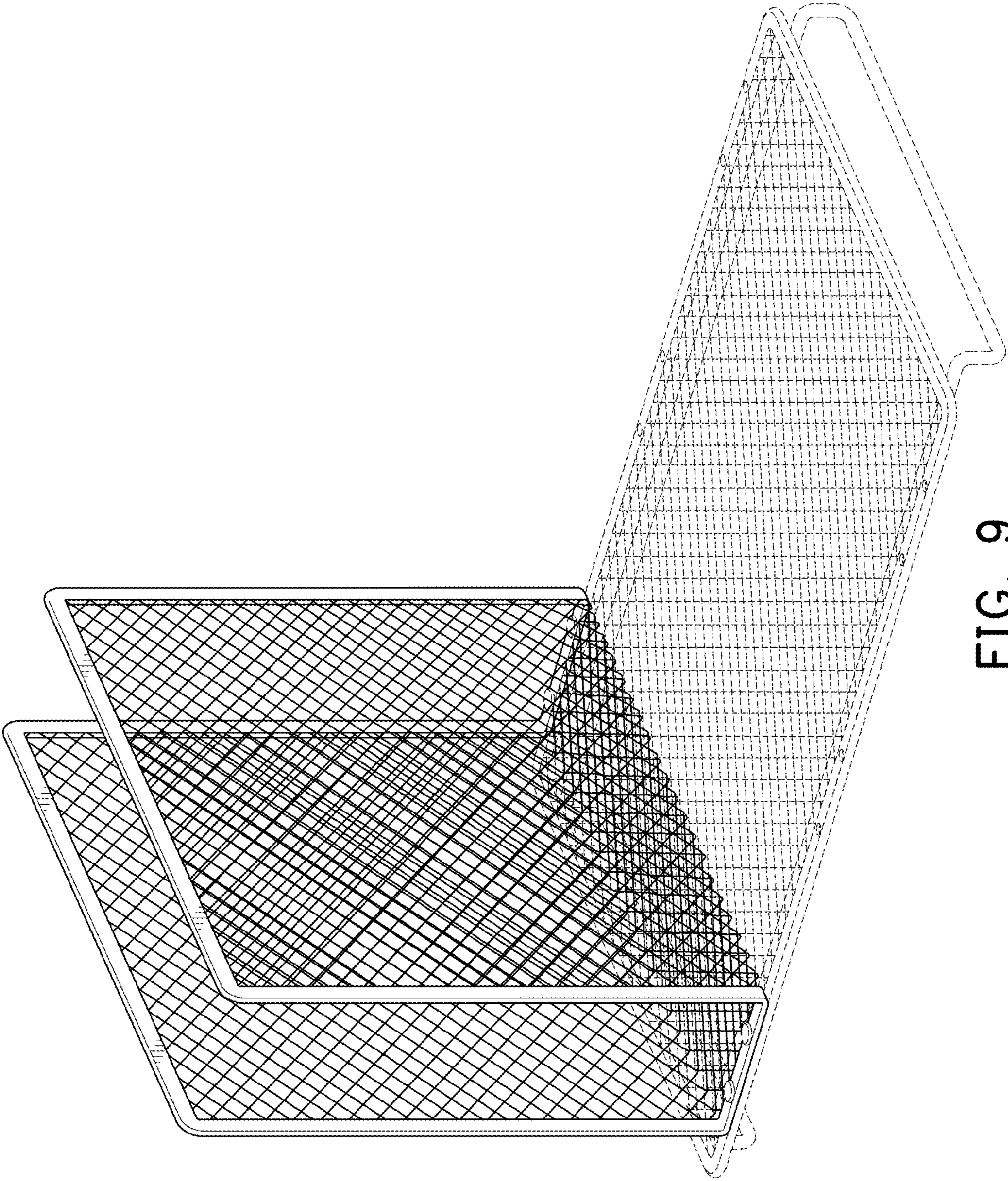


FIG. 9

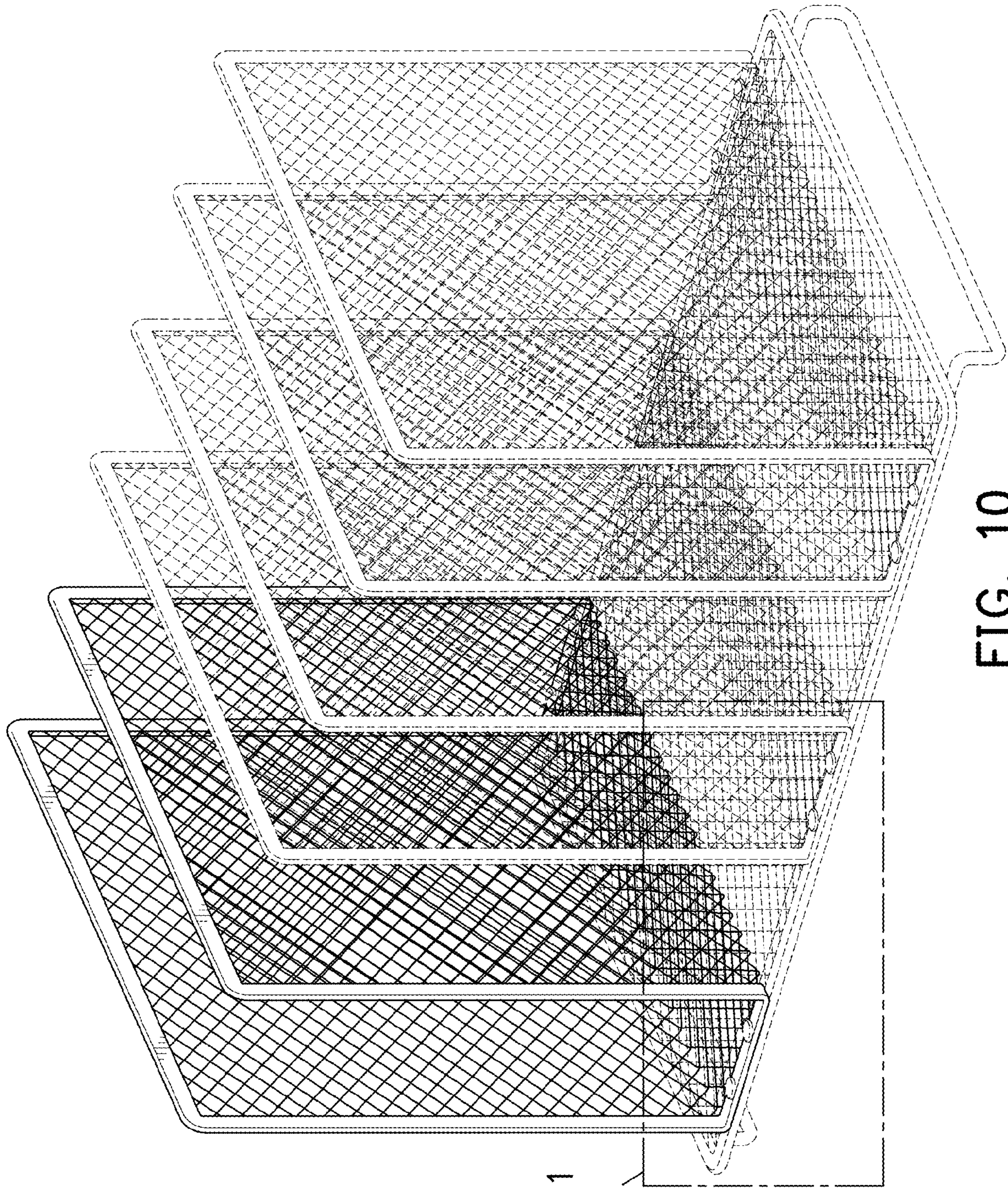


FIG. 10

FIG. 11

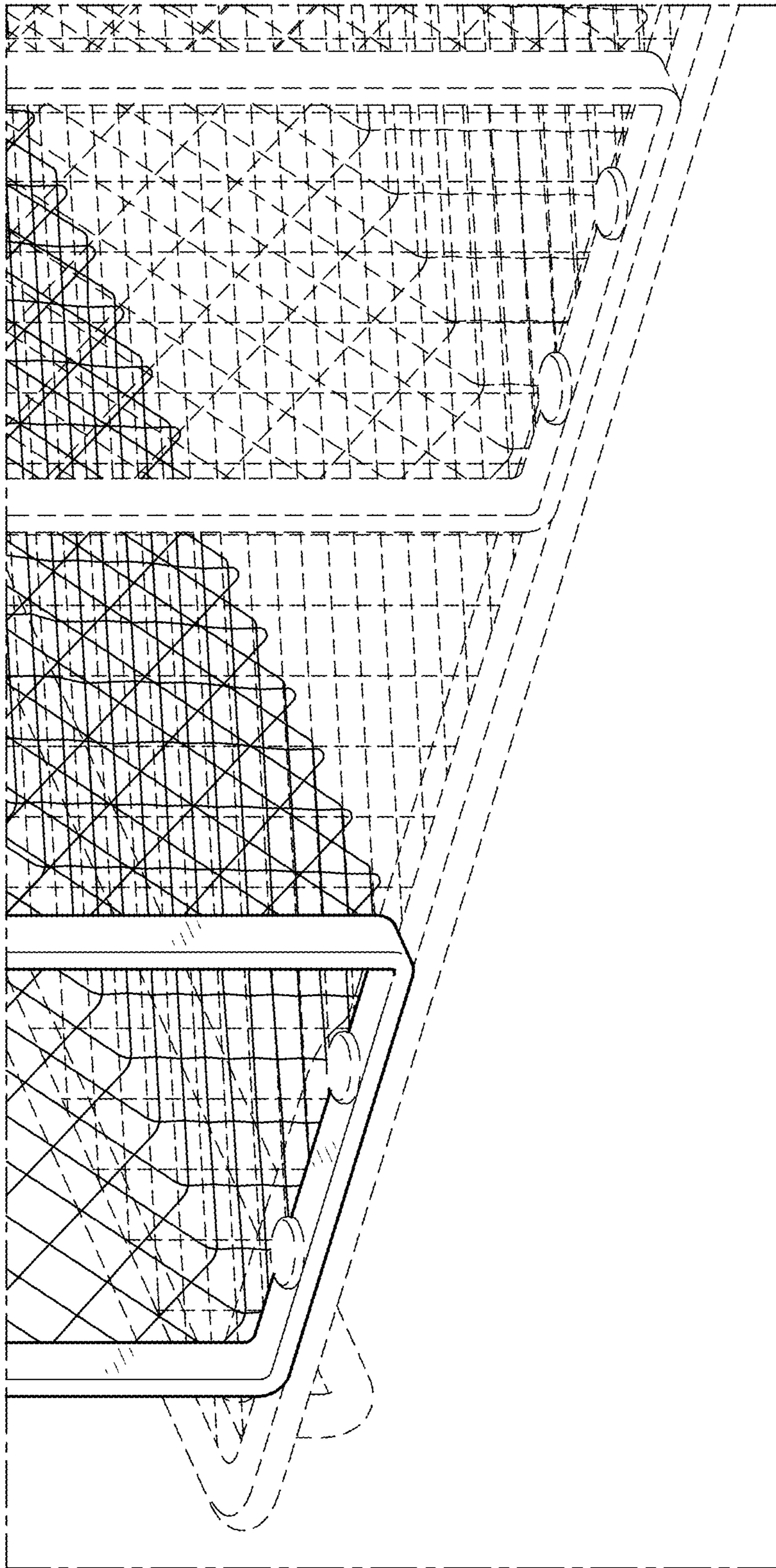


FIG. 11