



US00D890839S

(12) **United States Design Patent**
Richard

(10) **Patent No.:** **US D890,839 S**

(45) **Date of Patent:** **** Jul. 21, 2020**

(54) **PICK**
(71) Applicant: **Gary Richard**, Danvers, MA (US)
(72) Inventor: **Gary Richard**, Danvers, MA (US)
(**) Term: **15 Years**

D588,628 S * 3/2009 Key D17/20
7,825,315 B1 * 11/2010 King G10D 3/173
84/322
D637,223 S * 5/2011 King D17/20
7,956,264 B2 * 6/2011 Risolia G10D 3/173
84/322
D672,385 S * 12/2012 Goad D17/20
D673,999 S * 1/2013 Walker D17/20

(21) Appl. No.: **29/688,385**
(22) Filed: **Apr. 20, 2019**
(51) **LOC (12) Cl.** **17-03**
(52) **U.S. Cl.**
USPC **D17/20**
(58) **Field of Classification Search**
USPC D17/14, 18, 19, 20, 21, 99; D21/405
CPC .. G10D 1/08; G10D 1/10; G10D 3/00; G10D
3/04; G10D 3/06; G10D 3/16; G10D
3/173; G09B 15/001; G09B 15/02; G09B
15/008
See application file for complete search history.

FOREIGN PATENT DOCUMENTS

CA 2973444 A1 * 7/2016 G10D 3/163
WO WO-2015134868 A2 * 9/2015 G10D 3/163

* cited by examiner

Primary Examiner — R. Johnson

(57) **CLAIM**

The ornamental design for a pick, as shown and described.

DESCRIPTION

FIG. 1 is a side perspective view of a pick showing my new design;
FIG. 2 is a front view thereof;
FIG. 3 is a back view thereof;
FIG. 4 is a left side view thereof;
FIG. 5 is a right side view thereof;
FIG. 6 is a top view thereof; and,
FIG. 7 is a bottom view thereof.

1 Claim, 3 Drawing Sheets

(56) **References Cited**
U.S. PATENT DOCUMENTS
2,484,820 A * 10/1949 Galetzky G10D 3/173
84/322
D317,617 S * 6/1991 Mutti 84/322
D467,934 S * 12/2002 Smyth D14/478

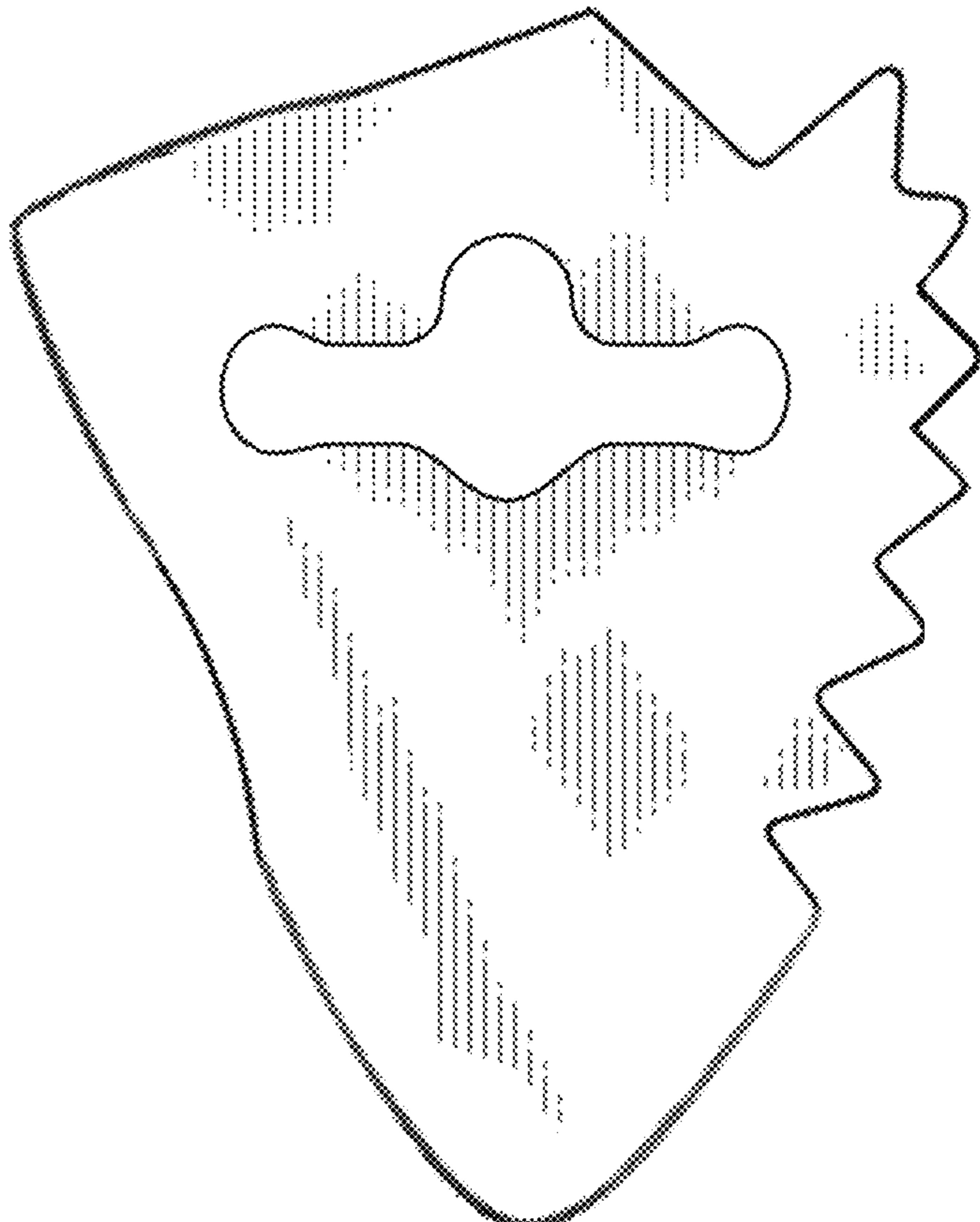
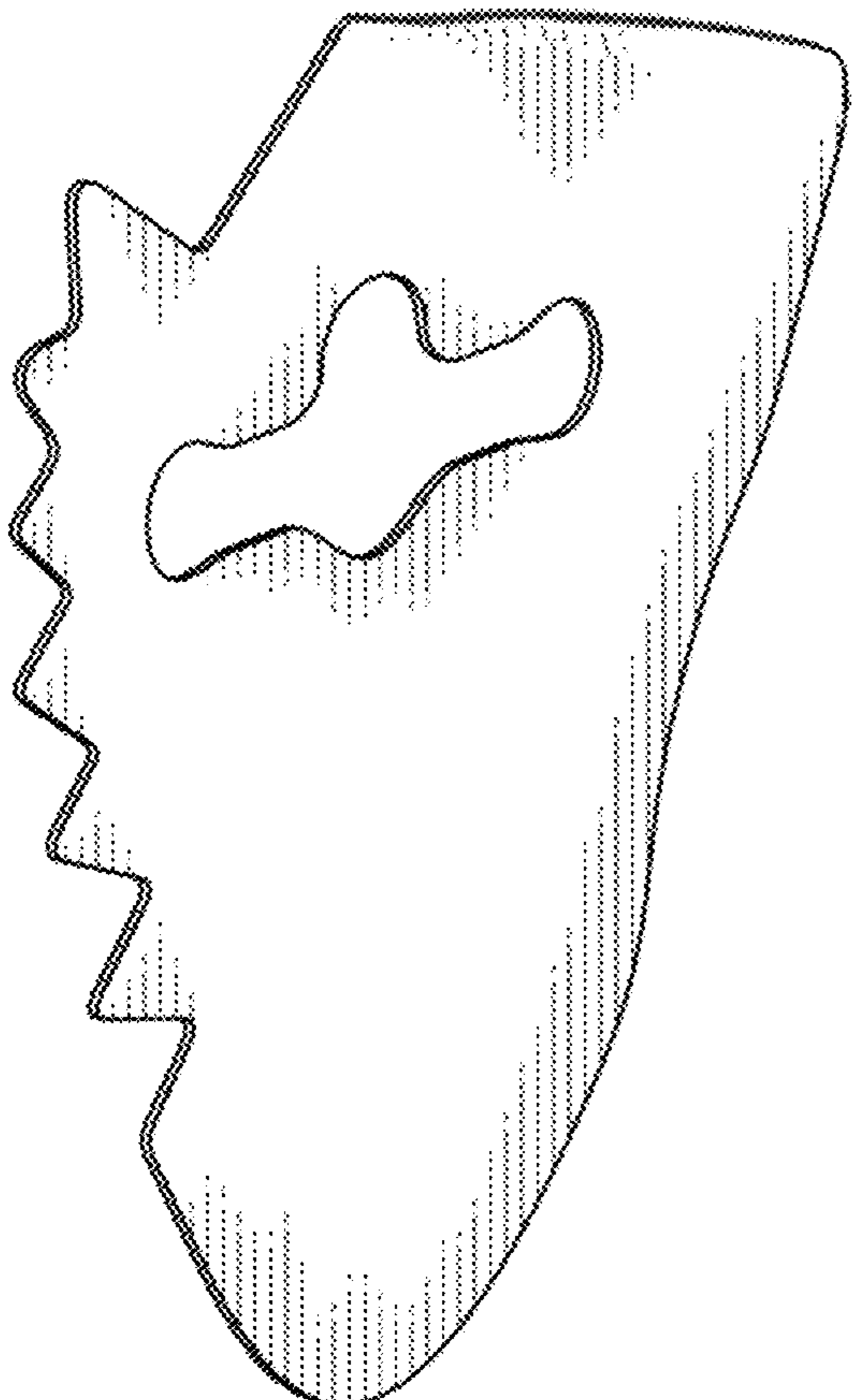




FIG. 1

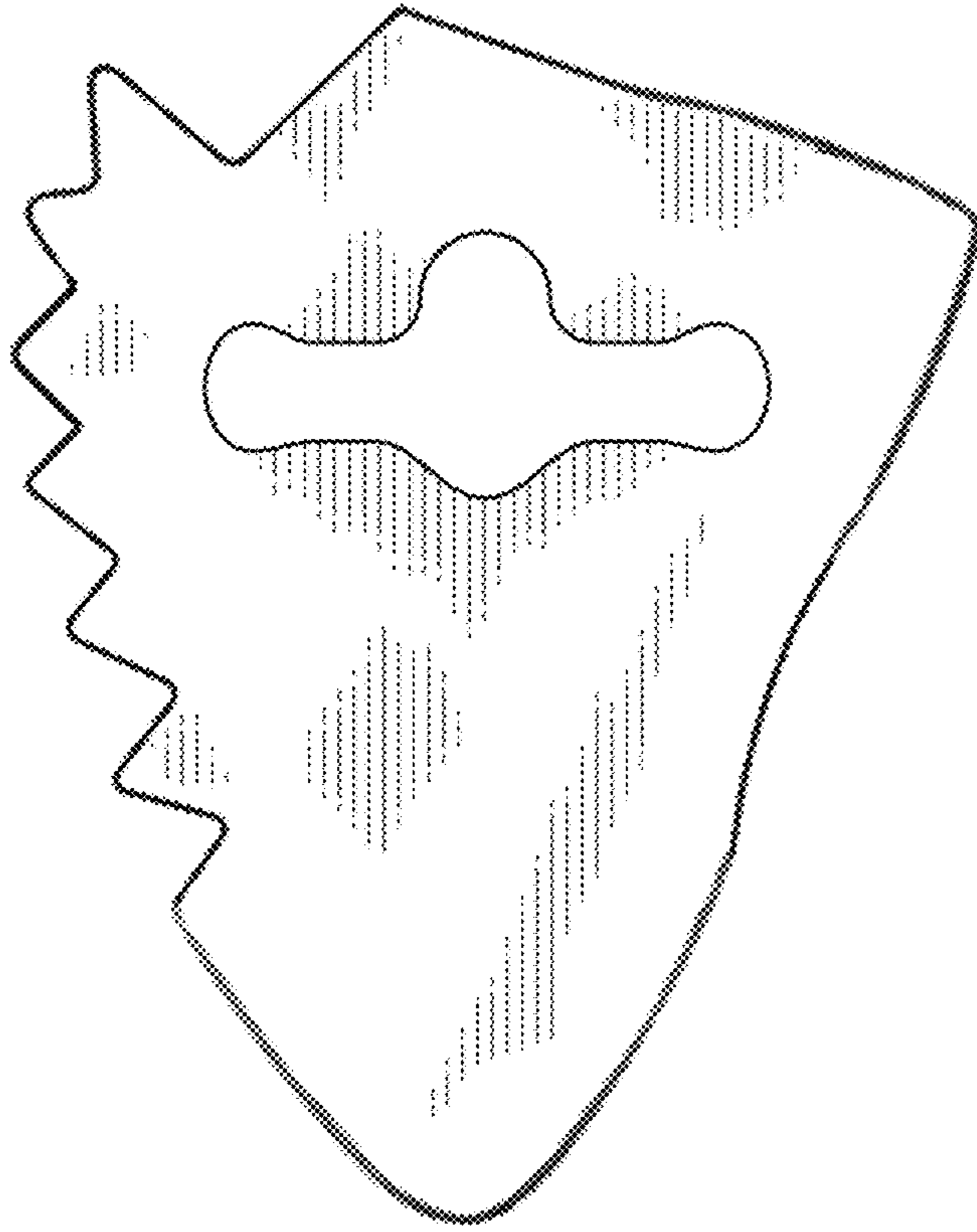


FIG. 2

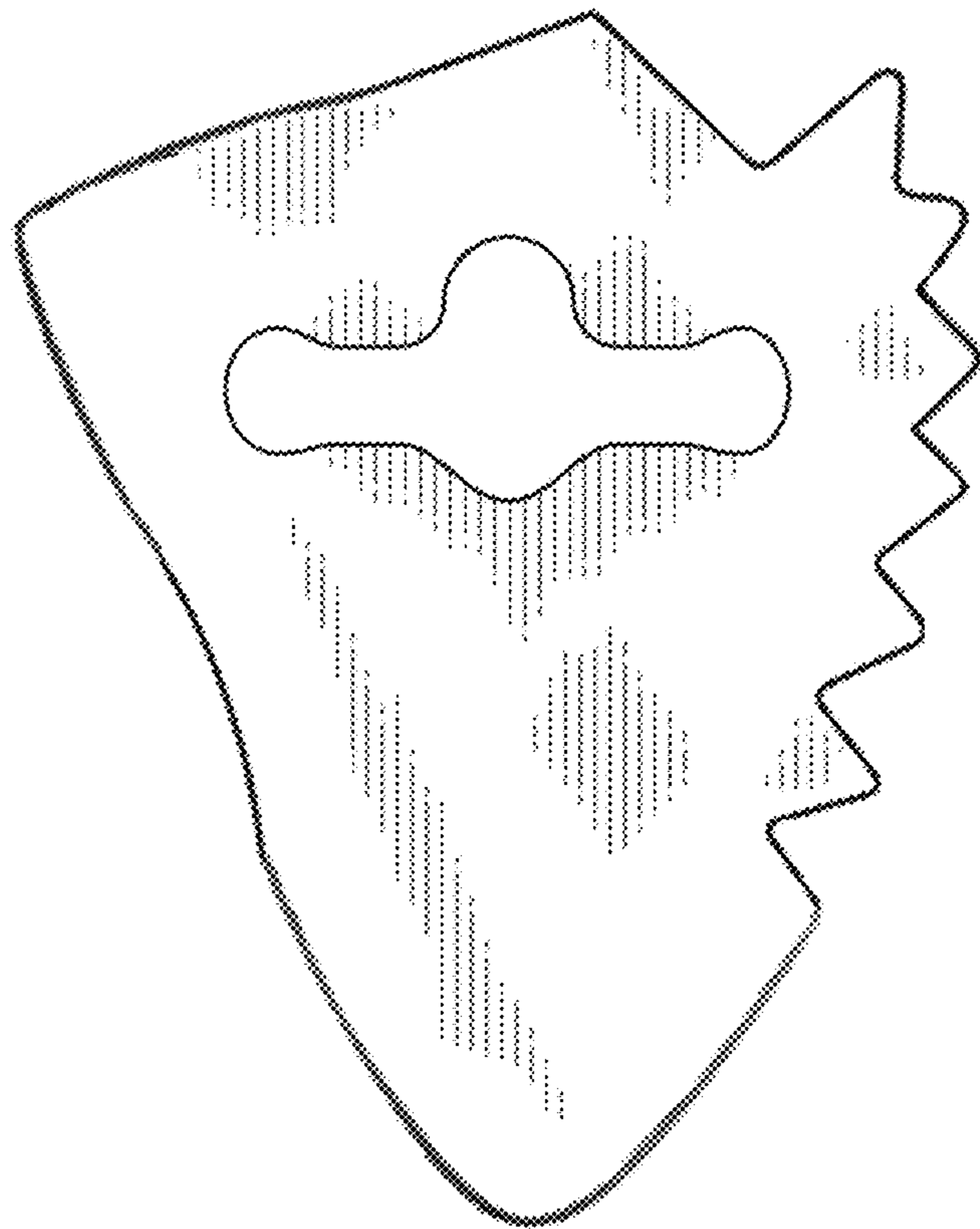


FIG. 3



FIG. 4



FIG. 5



FIG. 6



FIG. 7