

US00D890838S

(12) **United States Design Patent**
Son

(10) **Patent No.:** **US D890,838 S**
(45) **Date of Patent:** **** Jul. 21, 2020**

(54) **MOUTHPIECE PATCH FOR MUSICAL INSTRUMENT**

(71) Applicant: **Leto R&D Corporation**, Closter, NJ (US)

(72) Inventor: **Hye Seong Son**, Closter, NJ (US)

(73) Assignee: **Leto R&D Corporation**, Closter, NJ (US)

(**) Term: **15 Years**

(21) Appl. No.: **29/665,401**

(22) Filed: **Oct. 3, 2018**

(51) **LOC (12) Cl.** **17-99**

(52) **U.S. Cl.**
USPC **D17/13**

(58) **Field of Classification Search**
USPC D17/10, 13, 99
CPC .. G10D 7/00; G10D 7/02; G10D 7/08; G10D 7/10; G10D 7/14; G10D 7/15; G10D 9/00; G10D 9/02; G10D 9/025; G10D 9/03; G10D 9/06
See application file for complete search history.

(56) **References Cited**

U.S. PATENT DOCUMENTS

9,779,704 B1 10/2017 Chang
D861,777 S * 10/2019 Hunter D17/13
2008/0264233 A1* 10/2008 Gatzen G10D 13/14
84/411 M
2019/0184261 A1* 6/2019 Son A63B 71/085

OTHER PUBLICATIONS

Woodwind & Brasswind. https://www.wwbw.com/Giardinelli-Black-Woodwind-Mouthpiece-Cushion-J13324-J1332400000000.wwbw?source=TWWR5J1BB&cntry=us¤cy=usd&gclid=EAlalQobChMlsbLpot6n6AIVBYiGCh18JwVQEAkYASABEgLC3PD_BwE

PD_BwE. “Giardinelli Black Woodwind Mouthpiece Cushion”. Date unknown: Viewed Mar. 2020 (Year: 2020).*
Woodwind & Brasswind. https://www.wwbw.com/BG-Mouthpiece-Patches-465109-465109000904902.wwbw?source=TWWR5J1BB&cntry=us¤cy=usd&gclid=EAlalQobChMlsbLpot6n6AIVBYiGCh18JwVQEAkYASABEgLC3PD_BwE. BG Mouthpiece Patches .4 mm Small Clear. Date unknown: Viewed Mar. 2020 (Year: 2020).*
Silverstein Works. <https://www.silversteinworks.com/product/omnipatch/>. “Omnipatch (W/ or W/O Teeth Guide)”. Date unknown: Viewed Mar. 2020 (Year: 2020).*
Office Action in U.S. Appl. No. 16/150,433, dated Sep. 19, 2019.

* cited by examiner

Primary Examiner — R. Johnson
(74) *Attorney, Agent, or Firm* — Kim IP Law Group PLLC

(57) **CLAIM**

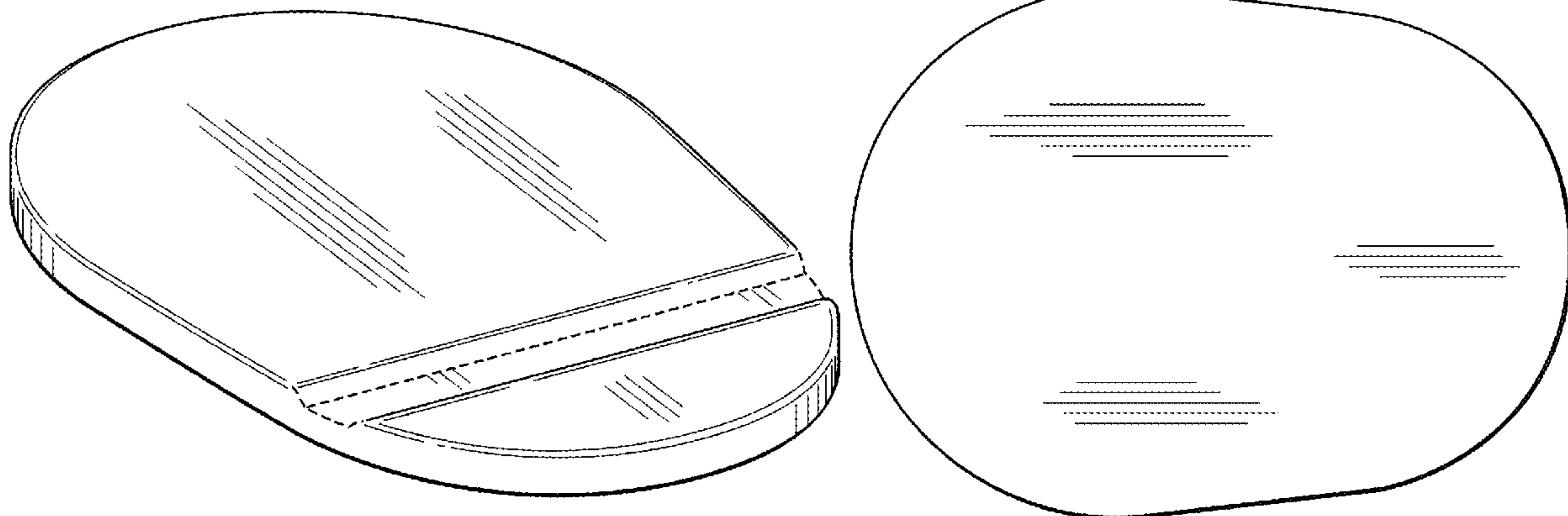
The ornamental design for a mouthpiece patch for a musical instrument, as shown and described.

DESCRIPTION

FIG. 1 is a perspective view of a mouthpiece patch for a musical instrument in accordance with the new design; FIG. 2 is a top plan view of the mouthpiece patch of FIG. 1; FIG. 3 is a bottom plan view of the mouthpiece patch of FIG. 1; FIG. 4 is a left side elevation view of the mouthpiece patch of FIG. 1; FIG. 5 is a right side elevation view of the mouthpiece patch of FIG. 1; FIG. 6 is a front elevation view of the mouthpiece patch of FIG. 1; and, FIG. 7 is a rear elevation view of the mouthpiece patch of FIG. 1.

The broken lines in FIGS. 1-7 illustrate portions of the mouthpiece patch which form no part of the claimed design.

1 Claim, 3 Drawing Sheets



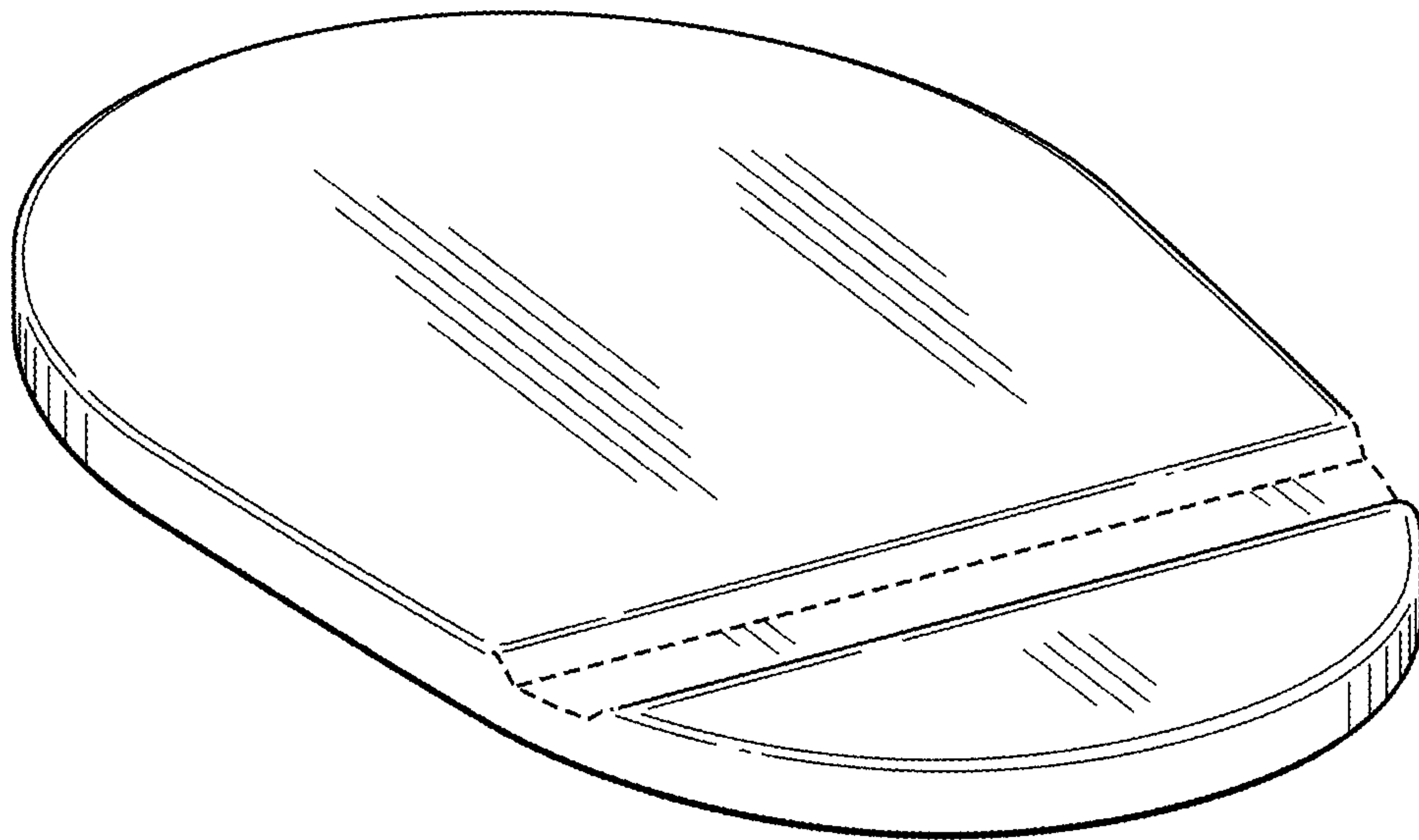


FIG. 1

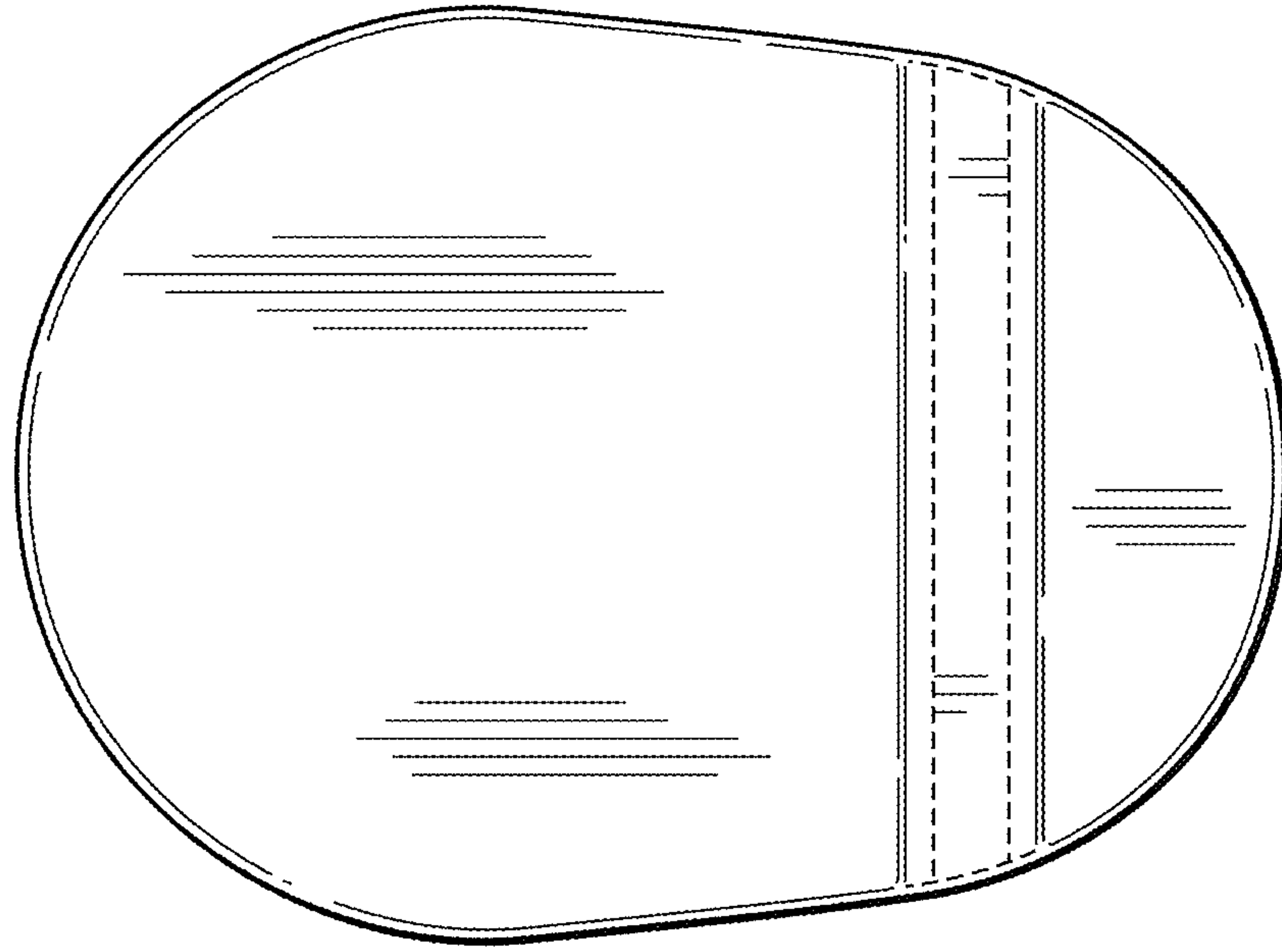


FIG. 2




FIG. 3




FIG. 4



FIG. 5




FIG. 6




FIG. 7