



US00D890823S

(12) **United States Design Patent** (10) **Patent No.:** **US D890,823 S**  
**Kobayashi et al.** (45) **Date of Patent:** **\*\* Jul. 21, 2020**

(54) **SUBSTRATE HOLDING PARTS**  
(71) Applicant: **EBARA CORPORATION**, Tokyo (JP)  
(72) Inventors: **Kenichi Kobayashi**, Tokyo (JP); **Asagi Matsugu**, Tokyo (JP); **Makoto Kashiwagi**, Tokyo (JP); **Manao Hoshina**, Tokyo (JP)  
(73) Assignee: **EBARA CORPORATION**, Tokyo (JP)  
(\*\*) Term: **15 Years**  
(21) Appl. No.: **29/676,937**  
(22) Filed: **Jan. 16, 2019**

(30) **Foreign Application Priority Data**  
Jul. 18, 2018 (JP) ..... 2018-015735  
(51) **LOC (12) Cl.** ..... **15-03**  
(52) **U.S. Cl.**  
USPC ..... **D15/138**  
(58) **Field of Classification Search**  
USPC ..... D15/138, 126, 28, 145; D10/113.2;  
D8/349, 354-356, 363, 367, 370-373,  
D8/380-382, 384  
CPC ..... B29C 66/71; B29C 2947/92047; B29C  
2947/92209; B29C 2947/92542; B29C  
2947/92704; B29C 47/00; B29C 47/0014;  
B29C 47/6087; B29C 64/153; B29C  
64/20; B29C 65/08; B29C 65/18; B29C  
65/745; B29C 66/1122; B29C 66/4312;  
B29C 66/4322; B29C 66/73711; B29C  
66/81435; B29C 66/8221; B29C 66/8321;  
B29C 66/849; B29C 66/91421; B29C  
66/91431; B29C 66/919; B29C 67/0055  
See application file for complete search history.

(56) **References Cited**  
U.S. PATENT DOCUMENTS  
D732,093 S \* 6/2015 Pak ..... D15/138  
D761,338 S \* 7/2016 Gariglio ..... D15/138

D769,340 S \* 10/2016 Hirata ..... D15/138  
D807,934 S \* 1/2018 Abe ..... D15/138  
D809,994 S \* 2/2018 Braddock, III ..... D12/400  
D825,629 S \* 8/2018 Miyamoto ..... D15/138  
D832,315 S \* 10/2018 Malmberg ..... D15/138  
D834,075 S \* 11/2018 Kamimura ..... D15/126  
D851,140 S \* 6/2019 Kamimura ..... D15/126  
D851,141 S \* 6/2019 Kamimura ..... D15/126  
D851,142 S \* 6/2019 Kamimura ..... D15/126  
D861,738 S \* 10/2019 Vittetoe ..... D15/28  
D861,752 S \* 10/2019 Boulet Gendron ..... D15/138  
D861,753 S \* 10/2019 Saltzman ..... D15/138

(Continued)

Primary Examiner — Khawaja Anwar  
(74) Attorney, Agent, or Firm — Pearne & Gordon LLP

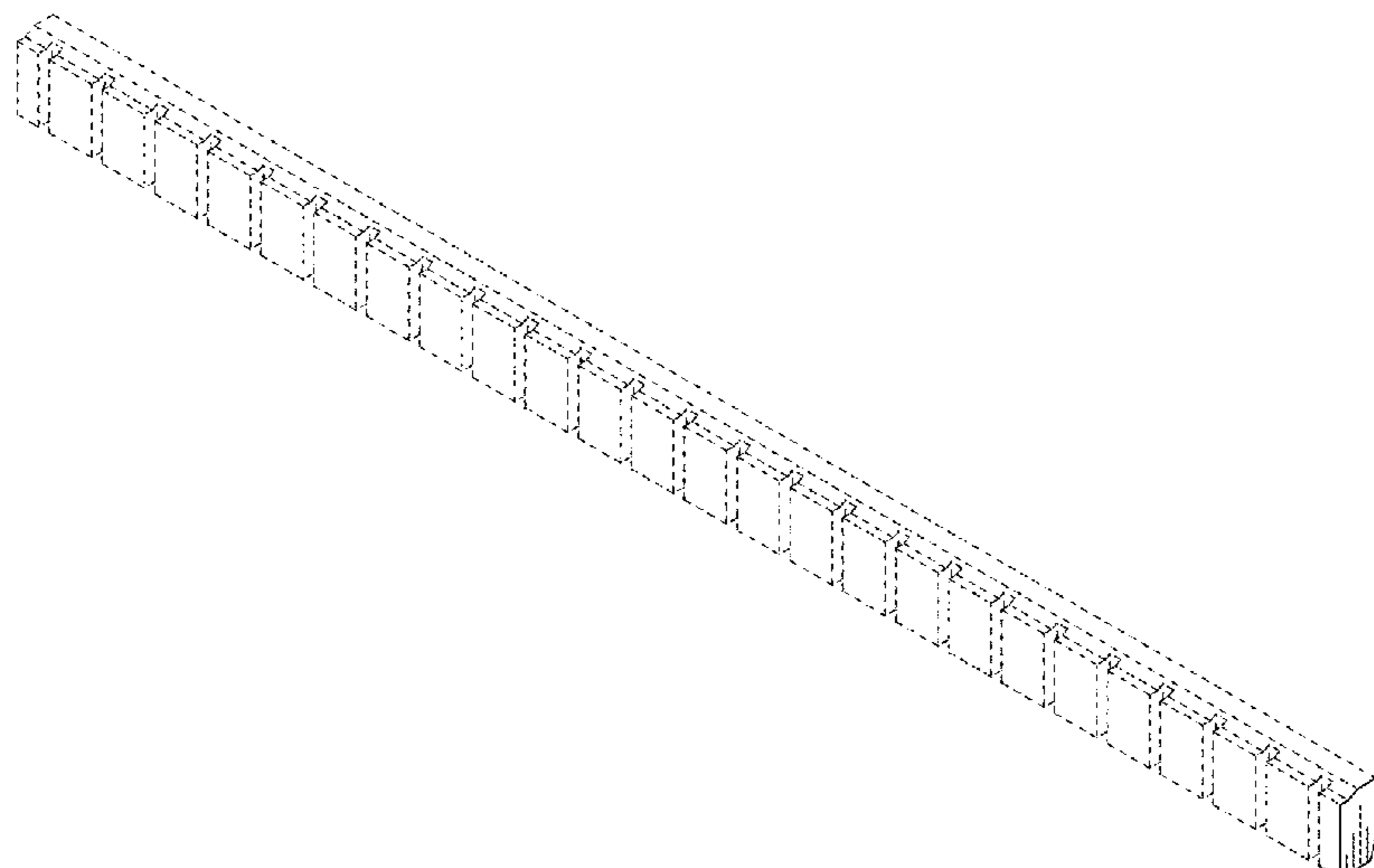
(57) **CLAIM**

The ornamental design for a substrate holding parts, as shown and described.

**DESCRIPTION**

FIG. 1 is a first perspective view of the front, top and right side of a substrate holding parts showing our new design; FIG. 2 is a second perspective view of the rear, top and right side view thereof; FIG. 3 is a front view thereof; FIG. 4 is a rear view thereof; FIG. 5 is a left side view thereof; FIG. 6 is a right side view thereof; FIG. 7 is a top view thereof; FIG. 8 is a bottom view thereof; FIG. 9 is a cross-sectional view along 9-9 line of FIG. 3 thereof; and, FIG. 10 is a perspective view of usage thereof. The broken lines shown are included for the purpose of illustrating the unclaimed portions of the substrate holding parts and form no part of the claimed design.

**1 Claim, 5 Drawing Sheets**



(56)

**References Cited**

U.S. PATENT DOCUMENTS

2009/0011651 A1\* 1/2009 Lin ..... H01R 12/79  
439/630  
2014/0042005 A1\* 2/2014 Lee ..... H01H 13/83  
200/5 A

\* cited by examiner

FIG. 1

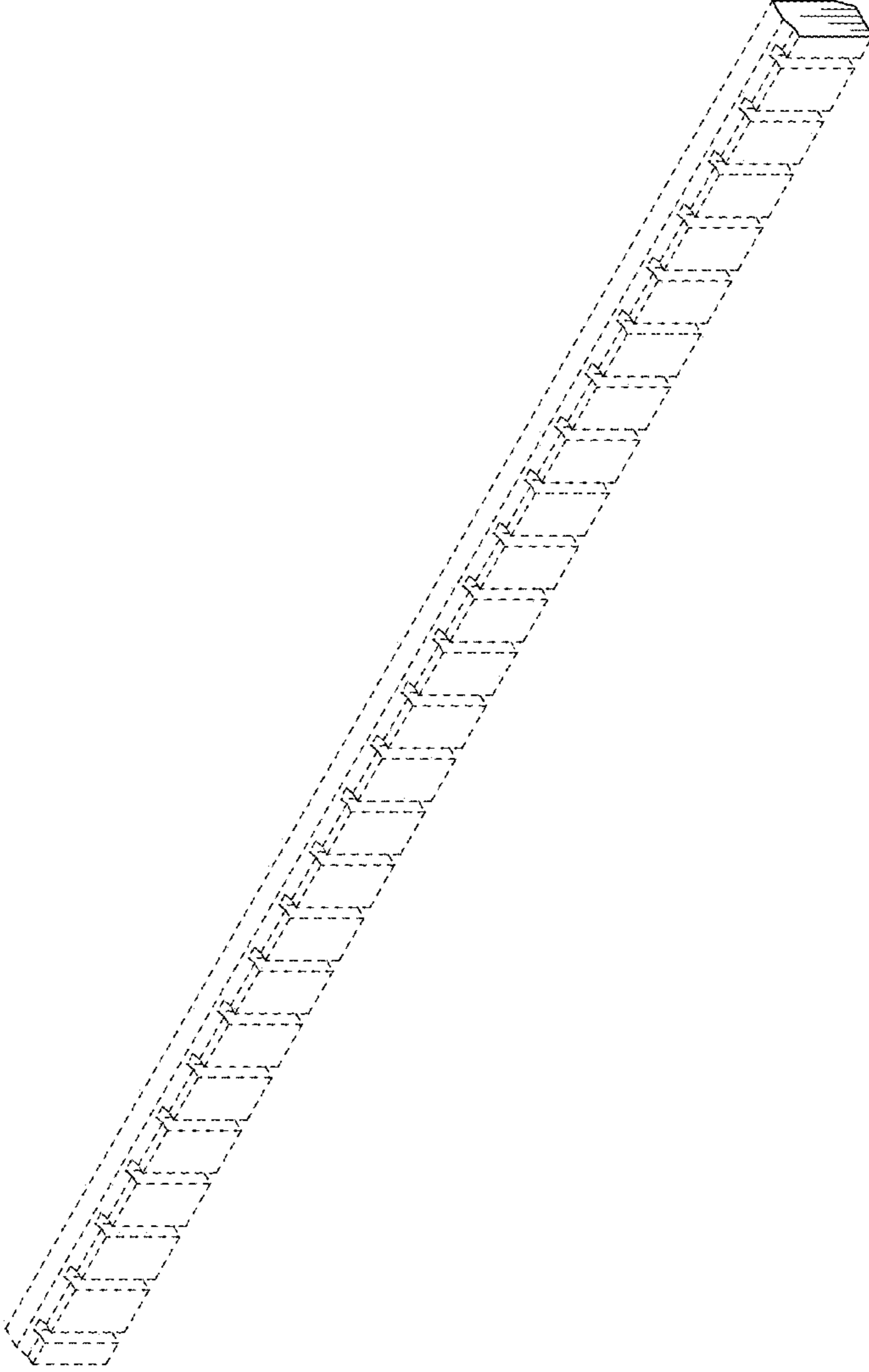


FIG. 2

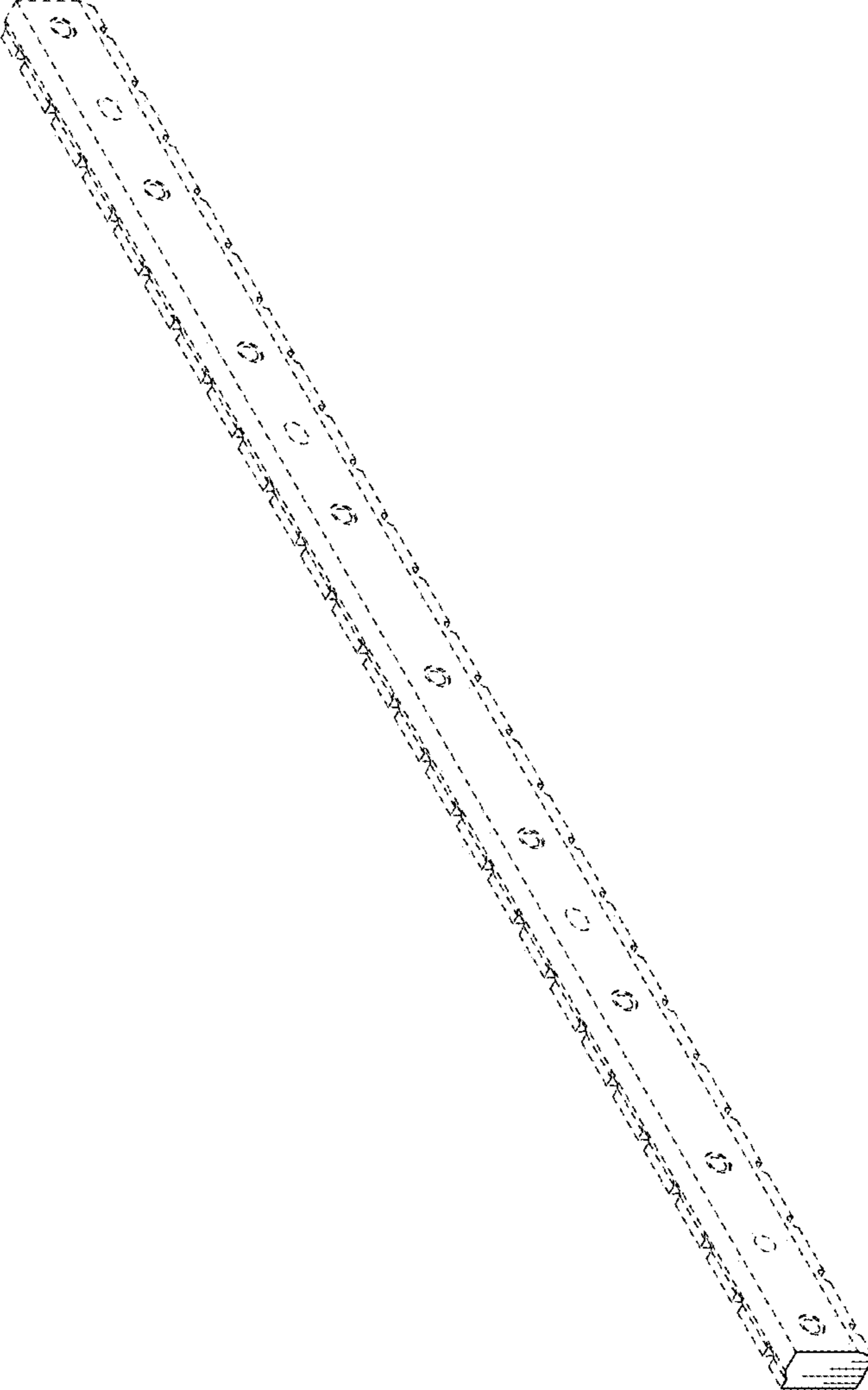


FIG. 3

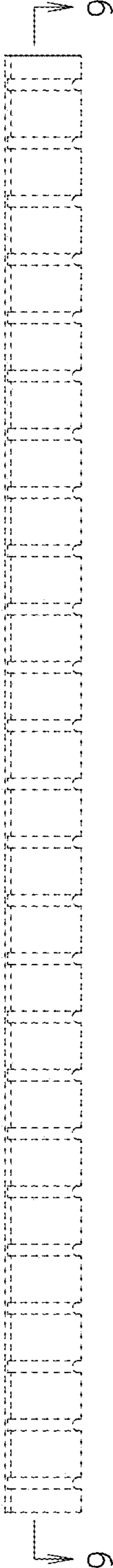


FIG. 4




FIG. 5



FIG. 6




FIG. 7

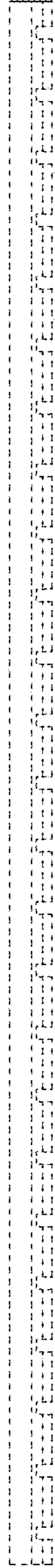


FIG. 8

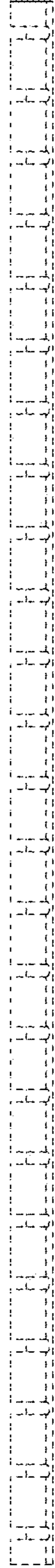


FIG. 9

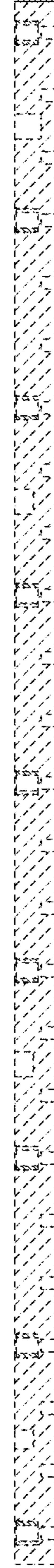




FIG. 10

