



US00D890818S

(12) **United States Design Patent**
Wang

(10) **Patent No.:** **US D890,818 S**

(45) **Date of Patent:** **** Jul. 21, 2020**

- (54) **SEWING MACHINE DUST COVER**
- (71) Applicant: **Jiben Wang**, Xiamen Fujian Province (CN)
- (72) Inventor: **Jiben Wang**, Xiamen Fujian Province (CN)
- (**) Term: **15 Years**
- (21) Appl. No.: **29/696,699**
- (22) Filed: **Jun. 29, 2019**
- (51) **LOC (12) Cl.** **15-06**
- (52) **U.S. Cl.**
USPC **D15/78**
- (58) **Field of Classification Search**
USPC D15/66-78; D3/280
CPC D05B 77/00; D05B 1/00-25/00
See application file for complete search history.

- 3,751,130 A * 8/1973 Fresard A45C 11/00
312/244
- D229,365 S * 11/1973 Genaro D3/280
- D229,727 S * 12/1973 Genaro D3/280
- 3,781,075 A * 12/1973 Fresard D05B 77/00
312/208.6
- 3,857,348 A * 12/1974 Robert-Nicoud D05B 77/00
112/258
- 4,037,549 A * 7/1977 Hanyu D05B 77/00
112/258
- D250,223 S * 11/1978 Felix D15/78
- D259,345 S * 5/1981 Newman D15/75
- D296,699 S * 7/1988 Baruffa D15/78
- D300,745 S * 4/1989 Baruffa D15/69
- D300,746 S * 4/1989 Baruffa D15/69
- D367,482 S * 2/1996 Takada D15/75
- D389,363 S 1/1998 Robertson
- D389,818 S 1/1998 Smith

* cited by examiner

Primary Examiner — Mitchell I. Siegel

(56) **References Cited**

U.S. PATENT DOCUMENTS

- 2,479,725 A * 8/1949 Casas Robert D05B 77/00
312/241
- 2,958,304 A * 11/1960 Arbib D05B 77/00
112/260
- 3,038,513 A * 6/1962 Hamlett D05B 77/00
206/320
- 3,117,391 A * 1/1964 Gugelot D05B 77/00
312/208.6
- 3,162,406 A * 12/1964 Stanton D05B 77/00
248/582
- 3,625,582 A * 12/1971 Naito D05B 77/00
312/208.6
- D225,091 S * 11/1972 Peets D3/280
- 3,741,618 A * 6/1973 Newman A47B 95/02
312/208.6
- 3,745,952 A * 7/1973 Giesselmann D05B 77/00
112/258

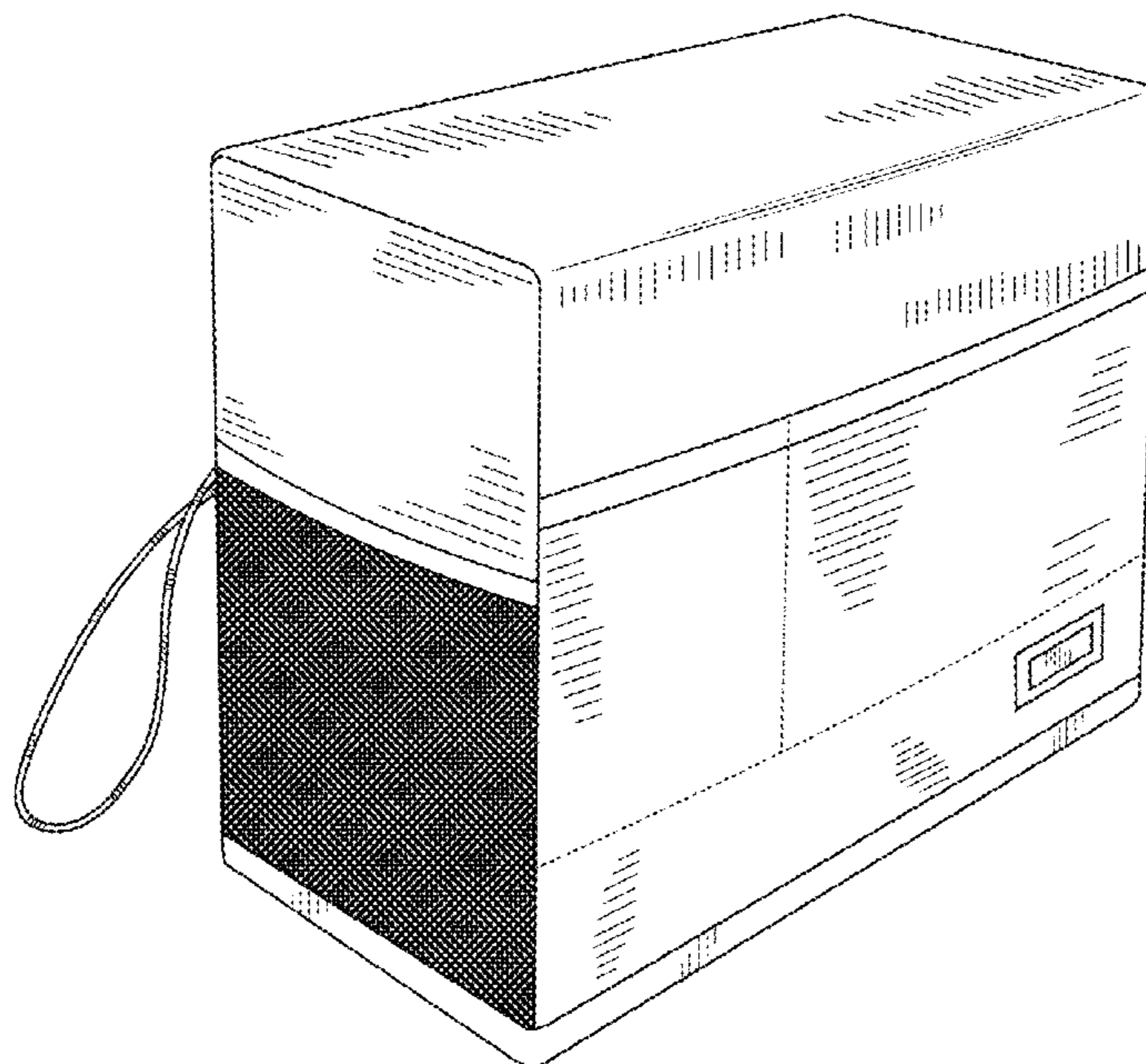
(57) **CLAIM**

I claim the ornamental design for a sewing machine dust cover, as shown and described.

DESCRIPTION

FIG. 1 is a front perspective view of a sewing machine dust cover showing my new design;
 FIG. 2 is a front elevational view thereof;
 FIG. 3 is a rear elevational view thereof;
 FIG. 4 is a left side elevational view thereof;
 FIG. 5 is a right side elevational view thereof;
 FIG. 6 is a top plan view thereof; and,
 FIG. 7 is a bottom plan view thereof.
 The broken lines illustrate portions of the sewing machine dust cover and form no part of the claimed design.

1 Claim, 7 Drawing Sheets



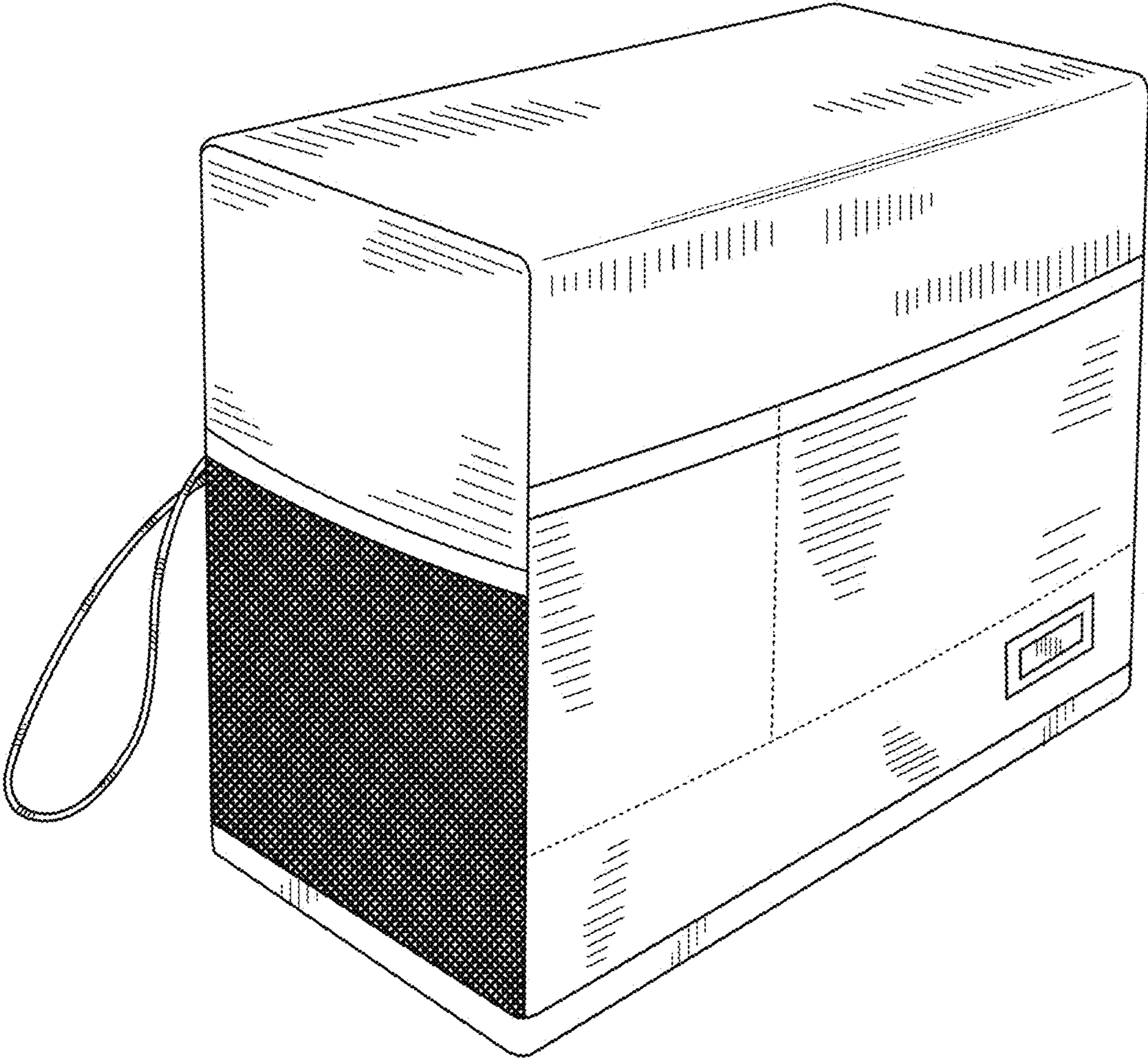


FIG. 1




FIG. 2

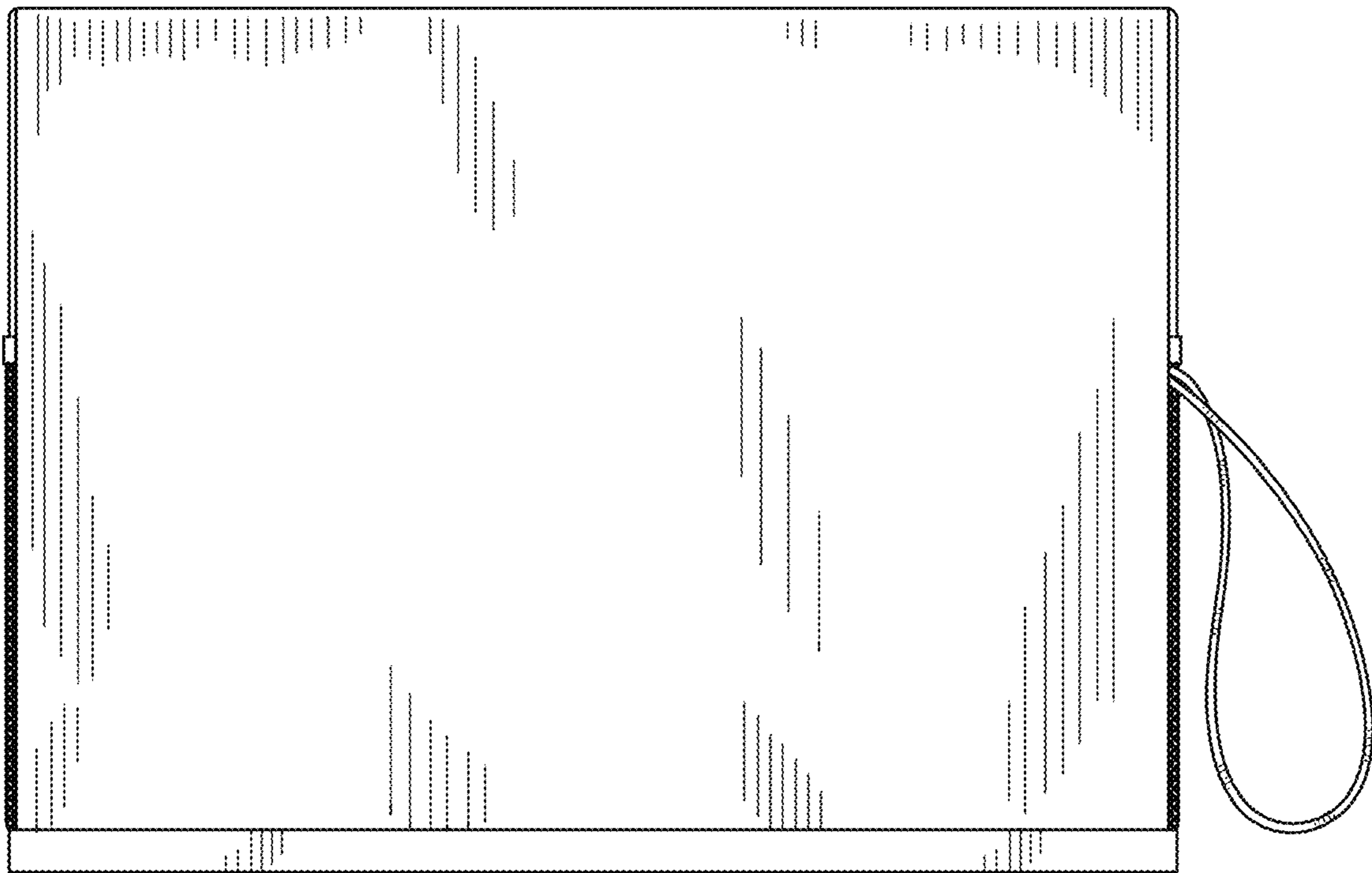


FIG. 3




FIG. 4




FIG. 5

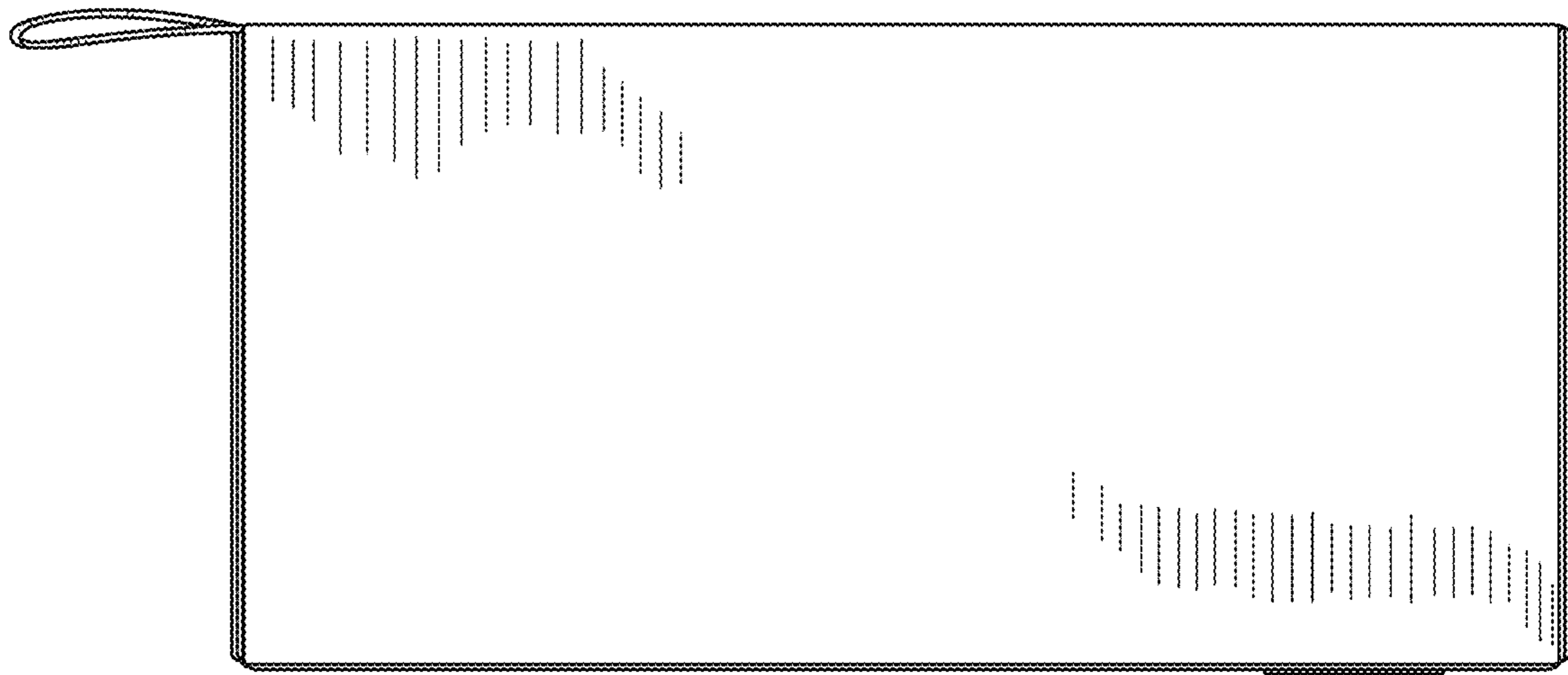


FIG. 6

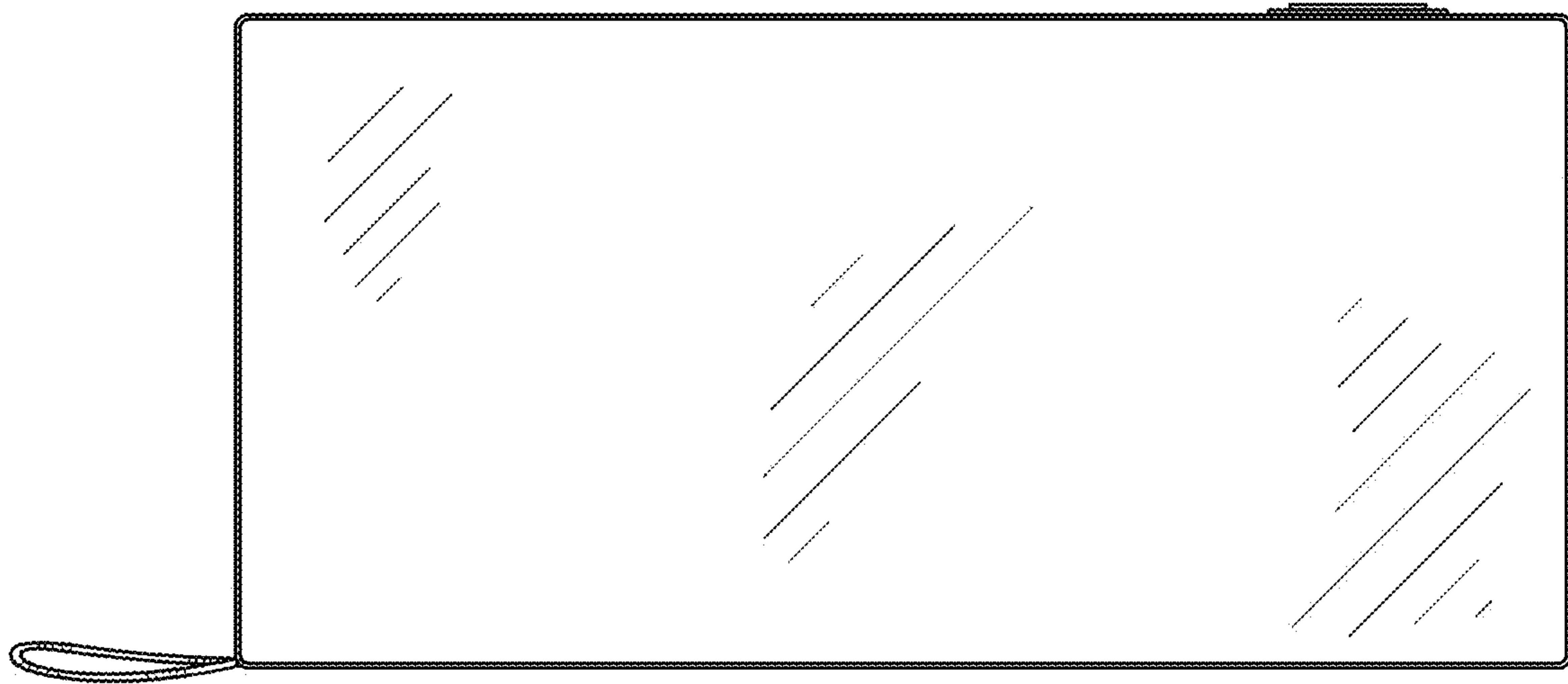


FIG. 7