



US00D890790S

(12) **United States Design Patent**
Marks et al.

(10) **Patent No.:** **US D890,790 S**

(45) **Date of Patent:** **** Jul. 21, 2020**

(54) **DISPLAY SCREEN WITH AN ANIMATED GRAPHICAL INTERFACE**

DESCRIPTION

(71) Applicant: **ARISTOCRAT TECHNOLOGIES AUSTRALIA PTY LIMITED**, North Ryde, NSW (AU)

(72) Inventors: **Daniel Mordecai Marks**, Decatur, GA (US); **Bradford Logan Blanar**, Atlanta, GA (US)

(73) Assignee: **Aristocrat Technologies Australia Pty Limited**, North Ryde, NSW (AU)

(**) Term: **15 Years**

(21) Appl. No.: **29/664,078**

(22) Filed: **Sep. 21, 2018**

(51) **LOC (12) Cl.** **14-04**

(52) **U.S. Cl.**
USPC **D14/486; D14/488**

(58) **Field of Classification Search**
USPC **D14/485–488**

(Continued)

(56) **References Cited**

U.S. PATENT DOCUMENTS

D445,922 S 7/2001 Yasuoka
6,604,740 B1 * 8/2003 Singer G07F 17/3262
273/143 R

(Continued)

Primary Examiner — Darlington Ly

Assistant Examiner — Katherine A Holbrow

(74) *Attorney, Agent, or Firm* — Armstrong Teasdale LLP

(57) **CLAIM**


We claim the ornamental design for a display screen with an animated graphical interface, as shown and described.

FIG. 1 is a front view of a first image in a sequence for a display screen with an animated graphical interface, according to a first embodiment;
FIG. 2 is a front view of a second image in the sequence according to the first embodiment;
FIG. 3 is a front view of a third image in the sequence according to the first embodiment;
FIG. 4 is a front view of a first image in a sequence for a display screen with an animated graphical interface, according to a second embodiment;
FIG. 5 is a front view of a second image in the sequence according to the second embodiment;
FIG. 6 is a front view of a third image in the sequence according to the second embodiment;
FIG. 7 is a front view of a first image in a sequence for a display screen with an animated graphical interface, according to a third embodiment;
FIG. 8 is a front view of a second image in the sequence according to the third embodiment;
FIG. 9 is a front view of a third image in the sequence according to the third embodiment; and,
FIG. 10 is a front view of a fourth image in the sequence according to the third embodiment.

In the first embodiment, the appearance of the transitional image sequentially transitions between the images shown in FIGS. 1 through 3. In the second embodiment, the appearance of the transitional image sequentially transitions between the images shown in FIGS. 4 through 6. In the third embodiment, the appearance of the transitional image sequentially transitions between the images shown in FIGS. 7 through 10. The process or period in which one image transitions to another image forms no part of the claimed design.

The outer broken line rectangle showing the display screen illustrates portions of the article of manufacture, and forms no part of the claimed design. The broken lines shown in FIGS. 1-10 show portions of the display screen with an animated graphical interface that form no part of the claimed design.

1 Claim, 10 Drawing Sheets



(58) **Field of Classification Search**
 CPC G06F 3/04847; G06F 3/0485; G06F 3/048;
 G06F 3/0488; H04N 1/00477; A63F
 2001/001
 See application file for complete search history.

(56) **References Cited**

U.S. PATENT DOCUMENTS

D519,515 S * 4/2006 Mugura D14/485
 D521,075 S 5/2006 Gauselmann
 D555,608 S 11/2007 Puolakanaho
 D590,838 S * 4/2009 Bisig D14/492
 D601,639 S 10/2009 McComb
 D603,416 S * 11/2009 Poling D14/485
 7,758,414 B1 7/2010 Marks
 8,226,468 B2 7/2012 Hoffman
 D664,992 S * 8/2012 Pizzutelli D14/492
 D665,418 S * 8/2012 Pizzutelli D14/492

D665,419 S * 8/2012 Pizzutelli D14/492
 8,292,724 B2 10/2012 Marks
 D696,729 S 12/2013 Hill
 D702,854 S 4/2014 Nakahana
 9,240,105 B2 * 1/2016 Kadlec G07F 17/3218
 D791,802 S * 7/2017 Solop D14/486
 9,824,524 B2 * 11/2017 Comeau G07F 17/34
 D813,880 S * 3/2018 Davis D14/485
 D813,881 S * 3/2018 Davis D14/485
 D861,703 S * 10/2019 Suslik D14/485
 D868,803 S * 12/2019 Suslik D14/485
 D869,483 S * 12/2019 Wilde D14/486
 2007/0129128 A1 6/2007 McClintic
 2013/0065663 A1 3/2013 Johnson
 2013/0102375 A1 4/2013 Aoki
 2014/0094303 A1 * 4/2014 Wabschall G07F 17/3223
 463/31
 2015/0126279 A1 * 5/2015 Lyons G07F 17/3204
 463/33

* cited by examiner




FIG. 1




FIG. 2




FIG. 3




FIG. 4




FIG. 5




FIG. 6




FIG. 7




FIG. 8




FIG. 9




FIG. 10