



US00D890771S

(12) **United States Design Patent** (10) **Patent No.:** **US D890,771 S**  
**Antoni** (45) **Date of Patent:** **\*\* \*Jul. 21, 2020**

(54) **DISPLAY SCREEN OR PORTION THEREOF WITH ANIMATED GRAPHICAL USER INTERFACE**

(71) Applicant: **STRIPE, INC.**, San Francisco, CA (US)

(72) Inventor: **Philipp Antoni**, San Francisco, CA (US)

(73) Assignee: **STRIPE, INC.**, San Francisco, CA (US)

(\*) Notice: This patent is subject to a terminal disclaimer.

(\*\*) Term: **15 Years**

(21) Appl. No.: **29/619,909**

(22) Filed: **Oct. 3, 2017**

(51) **LOC (12) Cl.** ..... **14-04**

(52) **U.S. Cl.**  
USPC ..... **D14/485**

(58) **Field of Classification Search**  
USPC ..... D14/485-495  
CPC .... G06F 17/211; G06F 17/212; G06F 3/1251;  
G06F 3/0481; G06F 2203/04807  
See application file for complete search history.

(56) **References Cited**

**U.S. PATENT DOCUMENTS**

D721,724 S *	1/2015	Horst	.....	D14/486
D755,823 S *	5/2016	Chen	.....	D14/486
D761,857 S *	7/2016	Mariet	.....	D14/491
D762,659 S *	8/2016	Butcher	.....	D14/485
D763,876 S *	8/2016	Inose	.....	D14/485
D764,516 S *	8/2016	Lamparelli	.....	D14/486
D765,713 S *	9/2016	Mariet	.....	D14/486
D766,304 S *	9/2016	Mariet	.....	D14/486
D771,651 S *	11/2016	Yang	.....	D14/485
D778,952 S *	2/2017	Kim	.....	D14/489

D780,805 S *	3/2017	van Os	.....	D14/491
D785,016 S *	4/2017	Berwick	.....	D14/486
D786,897 S *	5/2017	Nageli	.....	D14/485
D788,807 S *	6/2017	Broughton	.....	D14/486
D791,815 S *	7/2017	Dzjind	.....	D14/488
D792,437 S *	7/2017	Cianflone	.....	D14/486
D795,278 S *	8/2017	Okada	.....	D14/486
D795,896 S *	8/2017	Brotman	.....	D14/486
D800,143 S *	10/2017	Inose	.....	D14/485
D800,144 S *	10/2017	Anderson	.....	D14/485
D800,764 S *	10/2017	Thoreson	.....	D14/488

(Continued)

*Primary Examiner* — Daniel J Domino

(74) *Attorney, Agent, or Firm* — Womble Bond Dickinson (US) LLP

(57) **CLAIM**

The ornamental design for a display screen or portion thereof with animated graphical user interface, as shown and described.

**DESCRIPTION**

FIG. 1 is a front view of a display screen or portion thereof with animated graphical user interface showing a first image of our new design;

FIG. 2 is a second image thereof;

FIG. 3 is a third image thereof;

FIG. 4 is a fourth image thereof;

FIG. 5 is a fifth image thereof;

FIG. 6 is a sixth image thereof;

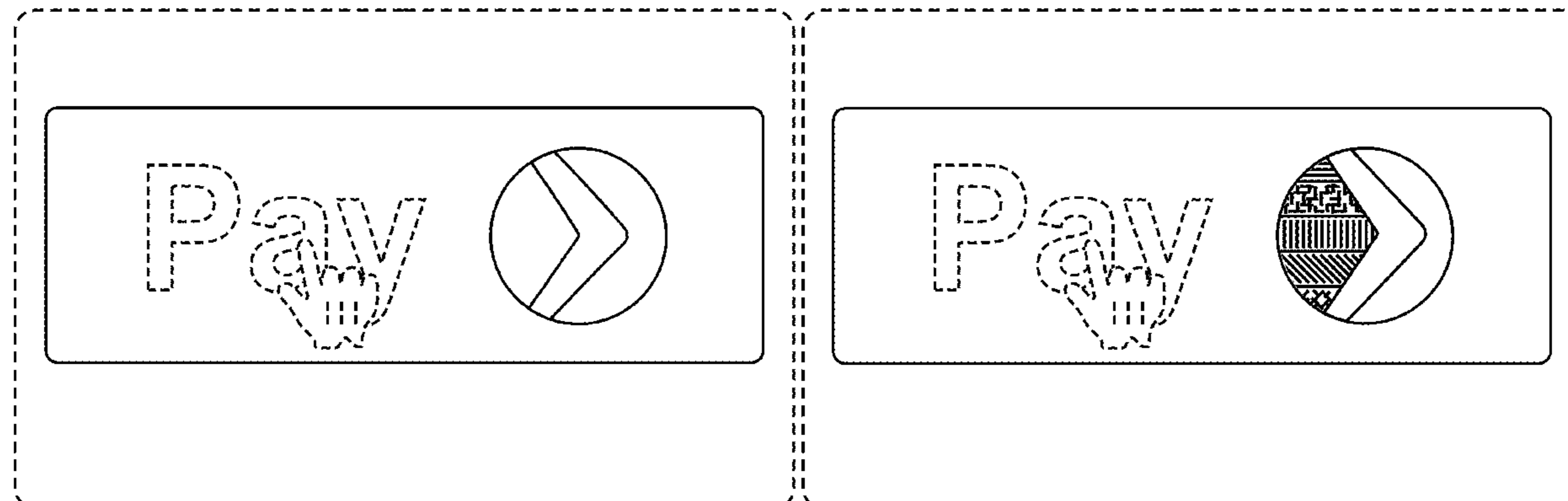
FIG. 7 is a seventh image thereof; and,

FIG. 8 is an eighth image thereof.

The broken line display screen or portion thereof and elements of the graphical user interface illustrate portions of an article. None of the broken lines form part of the claimed design.

The appearance of the animated graphical user interface transitions sequentially between FIGS. 1-8. The process or period in which one image transitions to another forms no part of the claimed design.

**1 Claim, 8 Drawing Sheets**



(56)

**References Cited**

U.S. PATENT DOCUMENTS

D802,020	S	*	11/2017	Kim	.....	D14/492
D806,107	S	*	12/2017	Kim	.....	D14/486
D808,983	S	*	1/2018	Narinedhat	.....	D14/485
D809,544	S	*	2/2018	Ambielli	.....	D14/486
D809,545	S	*	2/2018	Ban	.....	D14/486
D811,420	S	*	2/2018	Gaur	.....	D14/485

\* cited by examiner

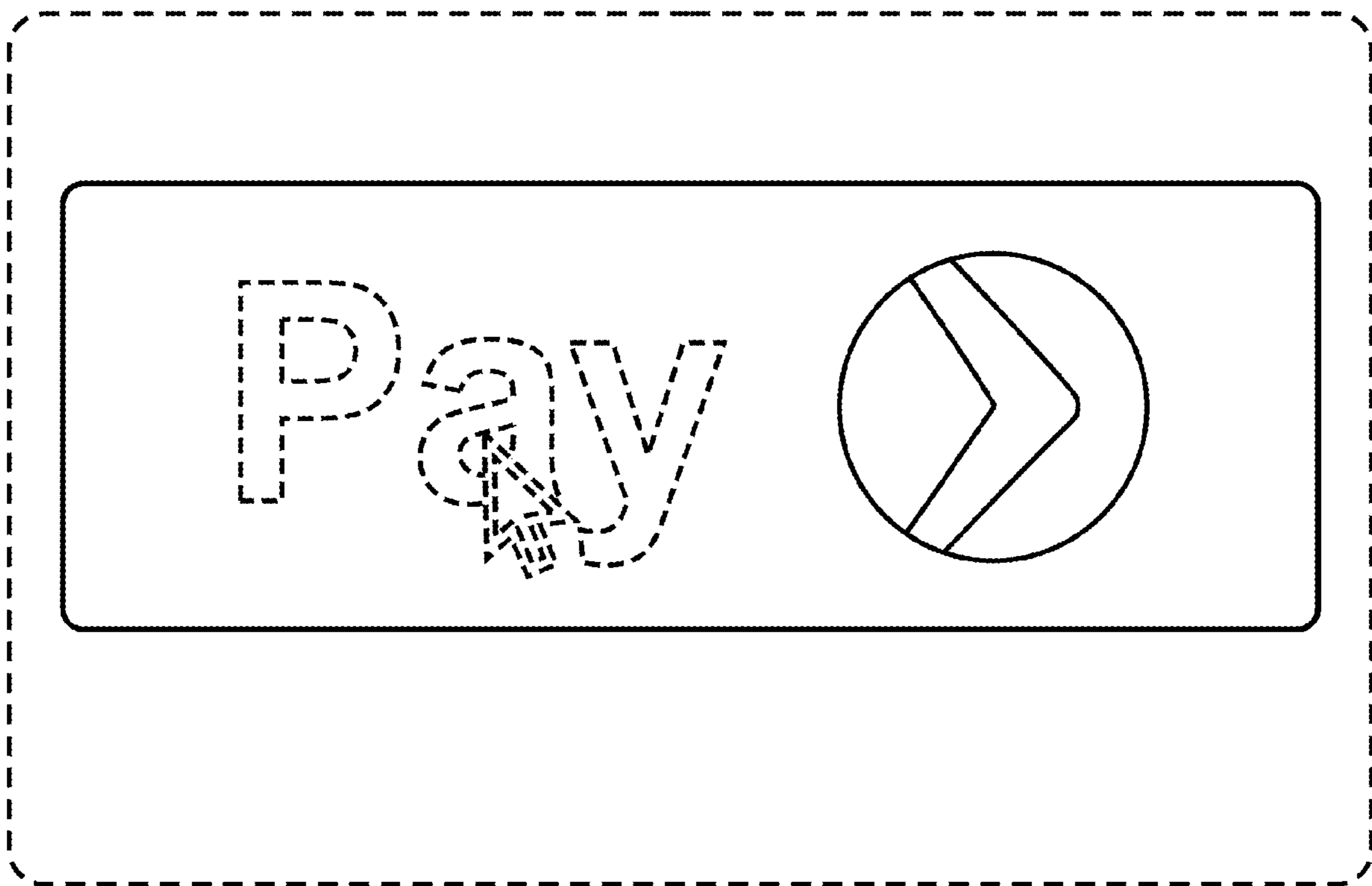


FIG. 1

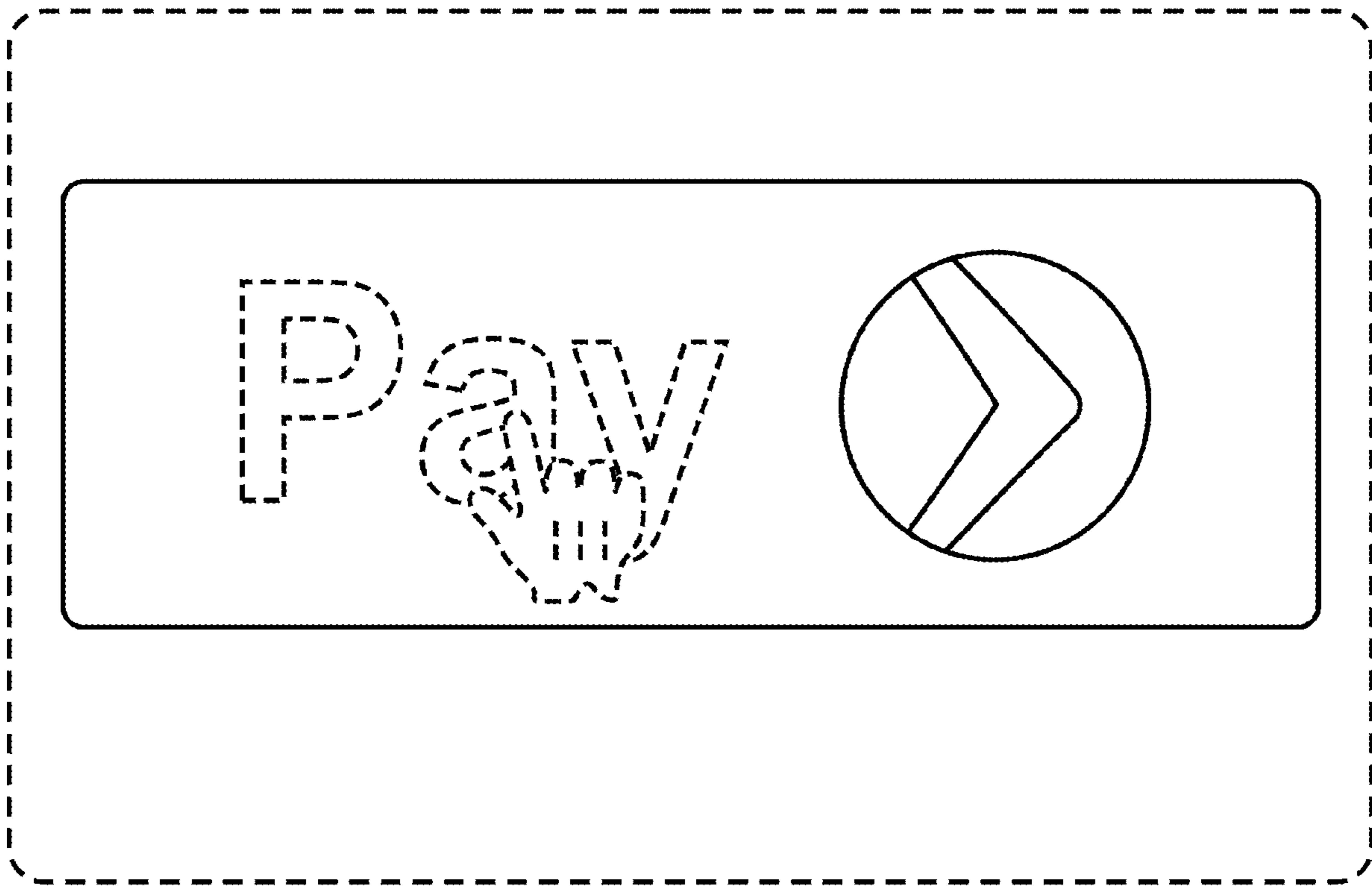


FIG. 2

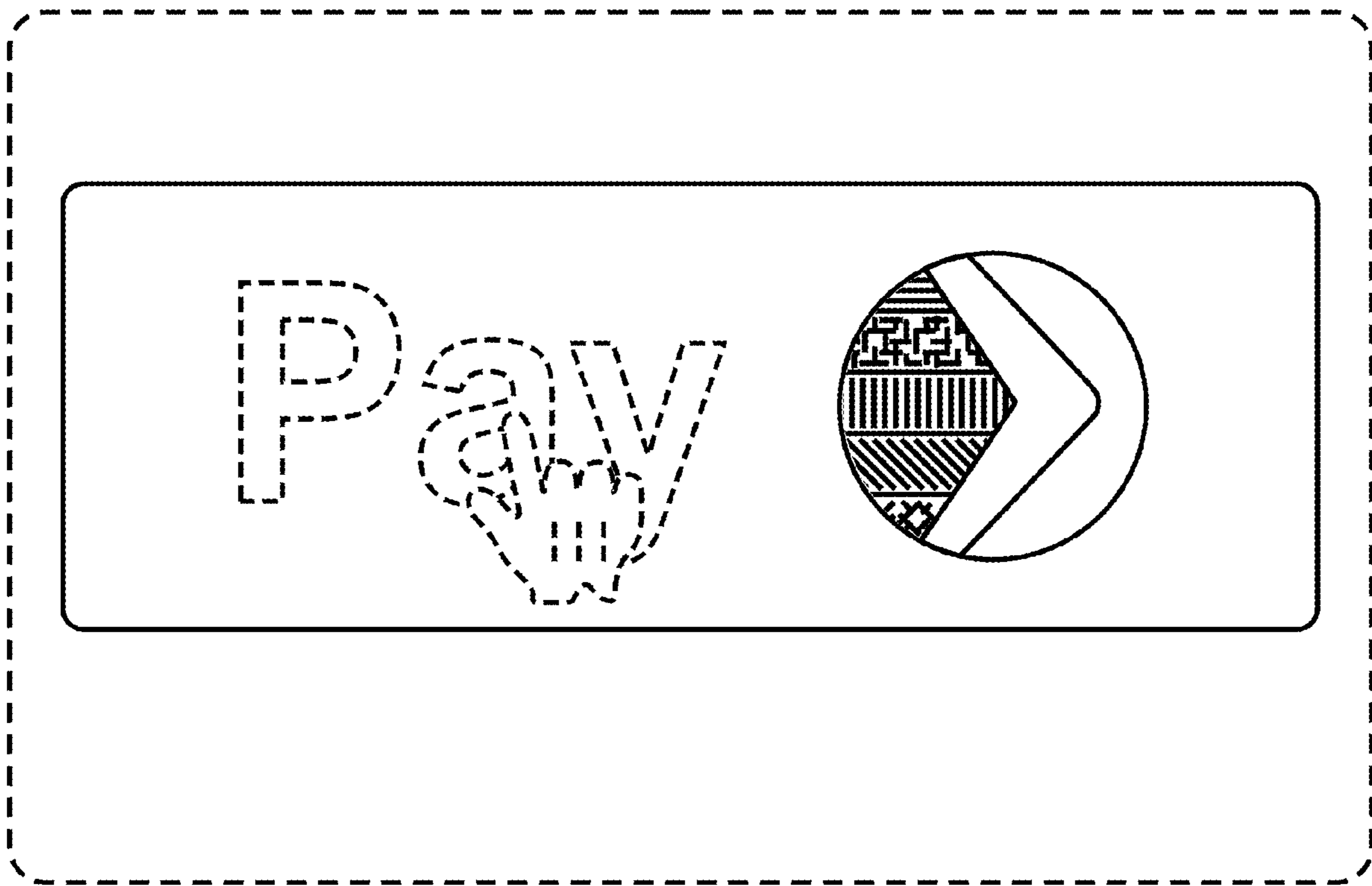


FIG. 3




FIG. 4




FIG. 5

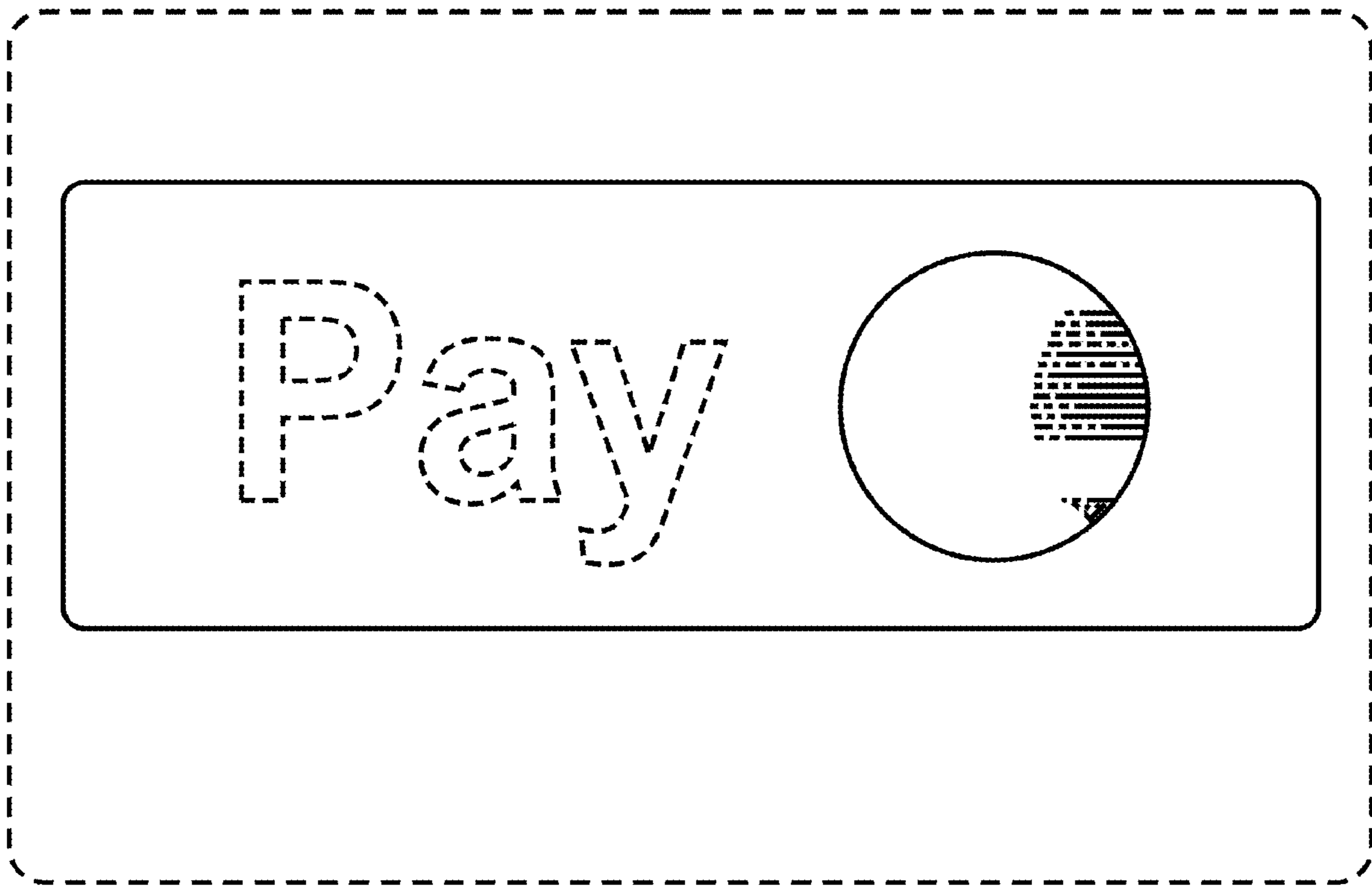


FIG. 6



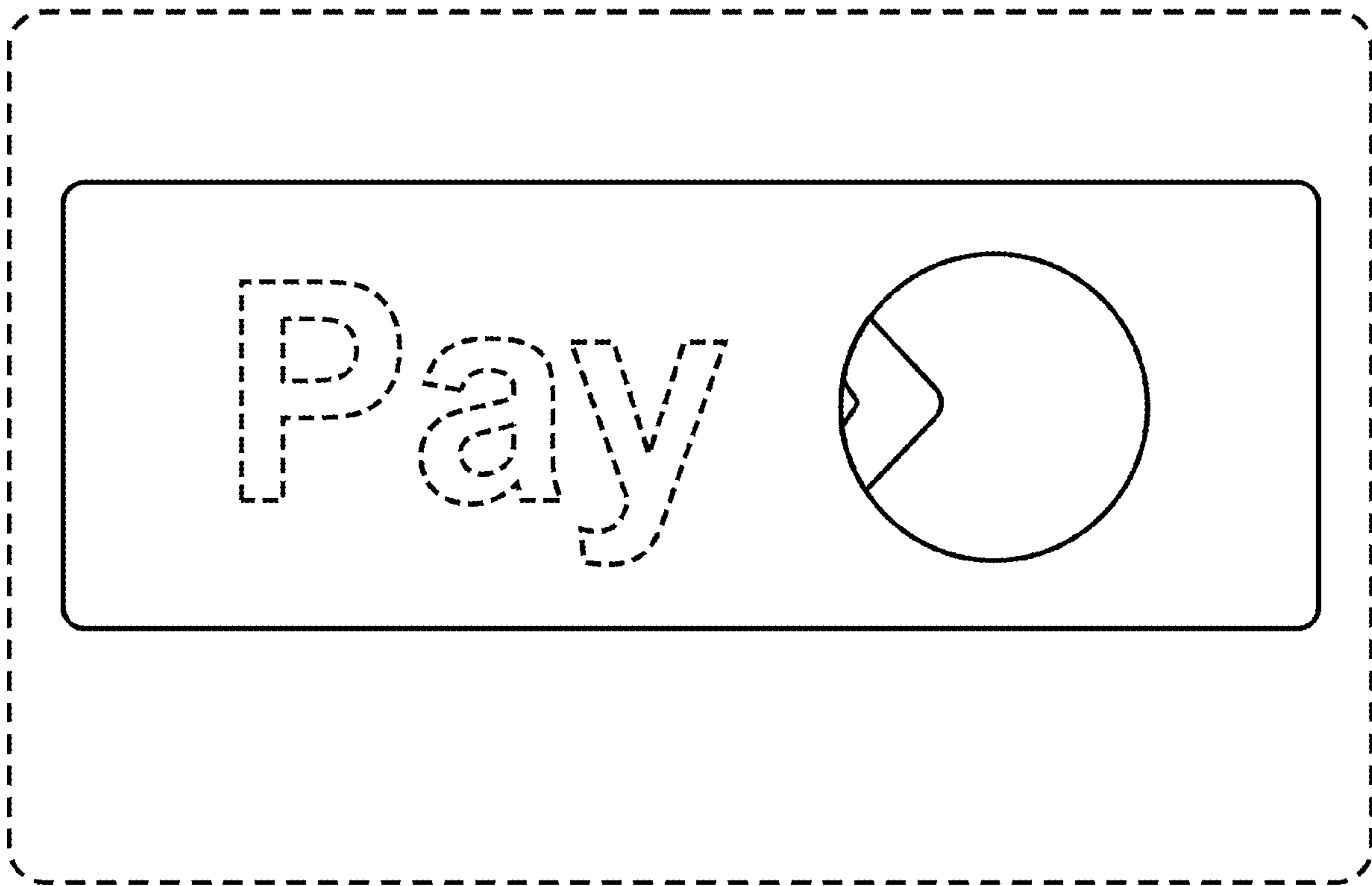


FIG. 7

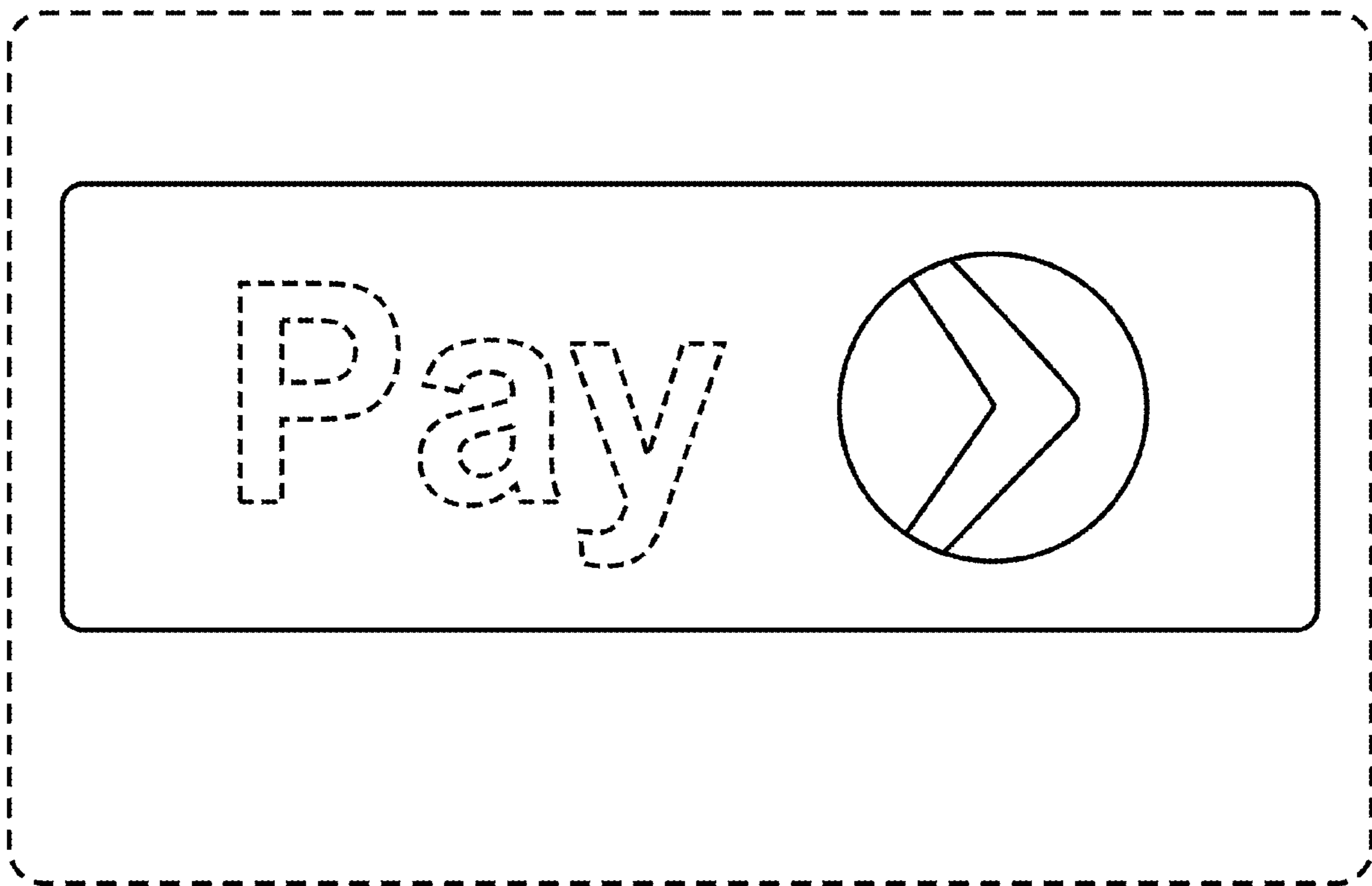


FIG. 8