

US00D890746S

(12) **United States Design Patent**  
**Moon et al.**

(10) **Patent No.:** **US D890,746 S**  
(45) **Date of Patent:** **\*\* \*Jul. 21, 2020**

(54) **COMPUTER**

(71) Applicant: **LG ELECTRONICS INC.**, Seoul (KR)

(72) Inventors: **Yihyun Moon**, Seoul (KR);  
**Seongyeong Park**, Seoul (KR)

(73) Assignee: **LG Electronics Inc.**, Seoul (KR)

(\*) Notice: This patent is subject to a terminal disclaimer.

(\*\*) Term: **15 Years**

(21) Appl. No.: **35/506,280**

(22) Filed: **Jul. 4, 2018**

(80) **Hague Agreement Data**

Int. Filing Date: **Jul. 4, 2018**  
Int. Reg. No.: **DM/101931**  
Int. Reg. Date: **Jul. 4, 2018**  
Int. Reg. Pub. Date: **Jan. 4, 2019**

(30) **Foreign Application Priority Data**

Jan. 8, 2018 (KR) ..... 30-2018-0001132

(51) **LOC (12) Cl.** ..... **14-02**

(52) **U.S. Cl.**  
USPC ..... **D14/315**

(58) **Field of Classification Search**  
USPC ..... D14/315-327  
CPC ..... F16M 11/10; G09G 5/00; H03K 17/94  
See application file for complete search history.

(56) **References Cited**

**U.S. PATENT DOCUMENTS**

D697,908 S \* 1/2014 Kim ..... D14/315  
D705,216 S \* 5/2014 Baek ..... D14/315  
D706,260 S \* 6/2014 Chae ..... D14/315  
D736,200 S \* 8/2015 Kim ..... D14/315

D737,265 S \* 8/2015 Myung ..... D14/315  
D737,811 S \* 9/2015 Lee ..... D14/315  
D740,296 S \* 10/2015 Itano ..... D14/318  
D746,809 S \* 1/2016 Takada ..... D14/327  
D747,710 S \* 1/2016 Lee ..... D14/315  
D753,645 S \* 4/2016 Tian ..... D14/315  
D759,649 S \* 6/2016 Schoenith ..... D14/315  
D763,249 S \* 8/2016 Lee ..... D14/315  
D765,653 S \* 9/2016 Lin ..... D14/318  
D766,232 S \* 9/2016 Suzuki ..... D14/315  
D774,505 S \* 12/2016 Akana ..... D14/318  
D786,858 S \* 5/2017 Cheng ..... D14/315  
D795,245 S \* 8/2017 Seoc ..... D14/315  
D797,719 S \* 9/2017 Chu ..... D14/315  
D804,466 S \* 12/2017 Okuley ..... D14/315

(Continued)

*Primary Examiner* — Michael A. Pratt

(74) *Attorney, Agent, or Firm* — Birch, Stewart, Kolasch & Birch, LLP

(57) **CLAIM**

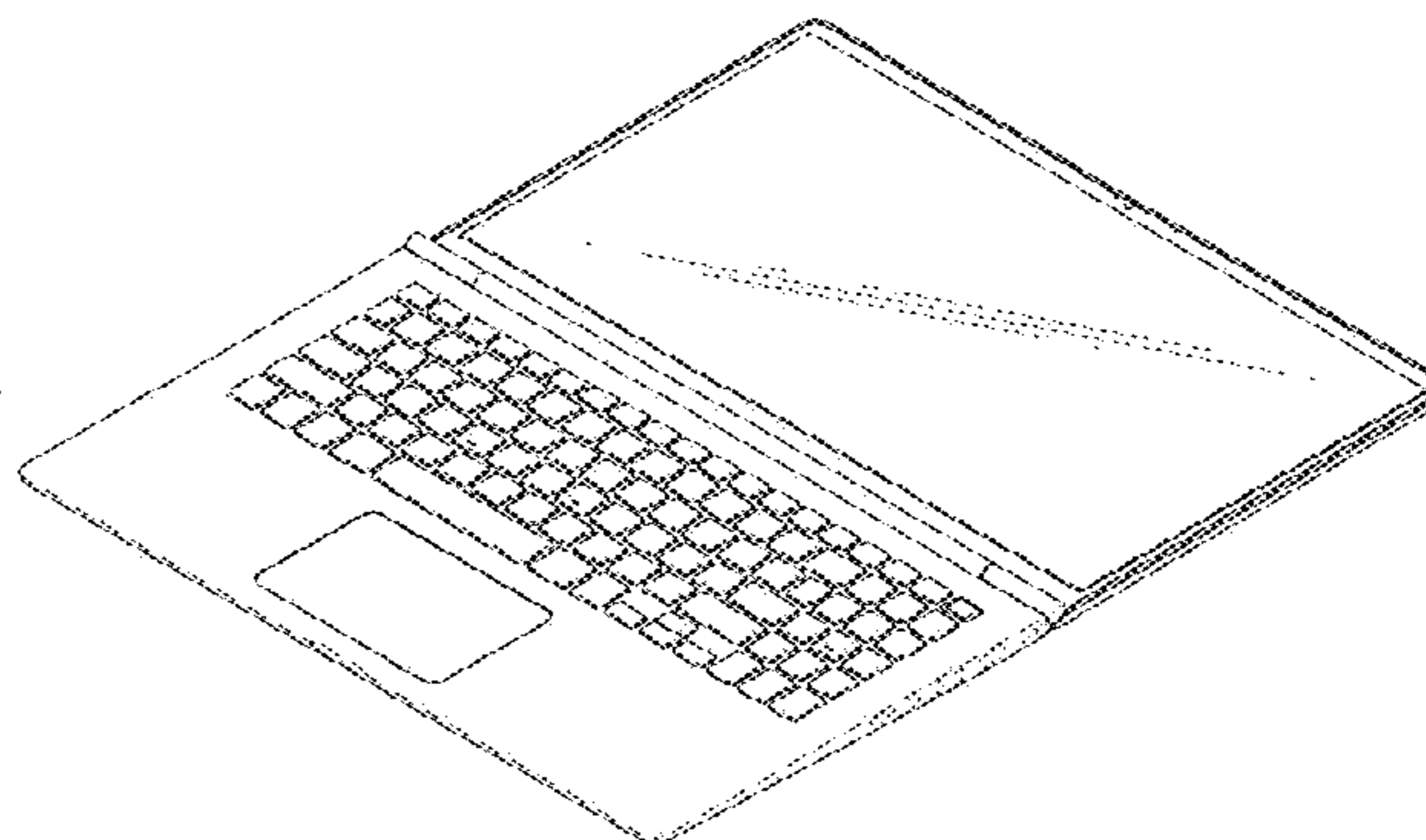

The ornamental design for computer, as shown and described.

**DESCRIPTION**

- 1. Computer
- 1.1 : Perspective
- 1.2 : Back
- 1.3 : Front
- 1.4 : Left
- 1.5 : Right
- 1.6 : Top
- 1.7 : Bottom
- 1.8 : Perspective
- 1.9 : Front
- 1.10 : Back
- 1.11 : Left
- 1.12 : Right
- 1.13 : Top
- 1.14 : Bottom

The broken lines indicate unclaimed portion of the article that form no part of the claimed design.

**1 Claim, 14 Drawing Sheets**



(56)

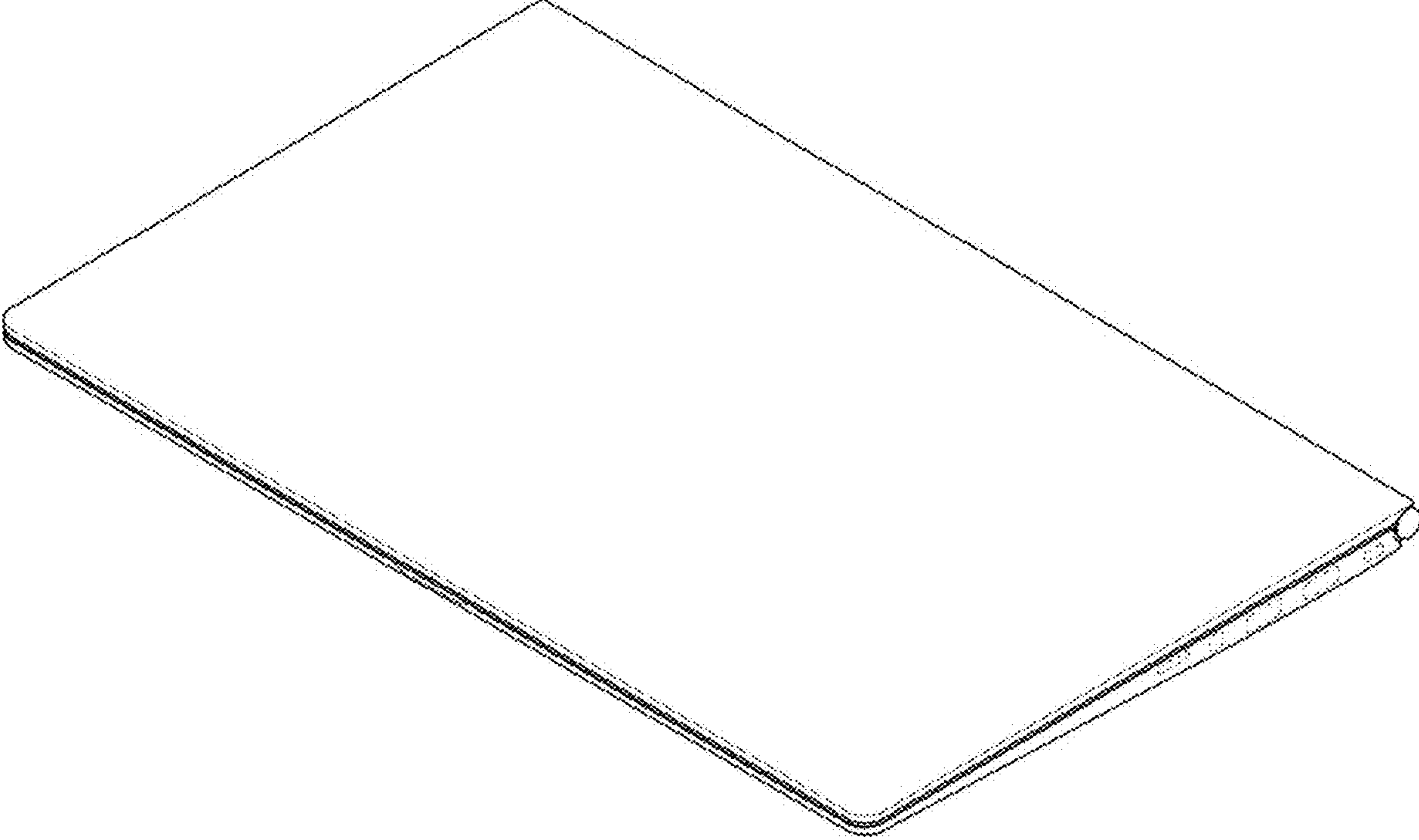
**References Cited**

U.S. PATENT DOCUMENTS

D804,467 S	*	12/2017	Probst .....	D14/315
D804,468 S	*	12/2017	Armstrong .....	D14/315
D805,066 S	*	12/2017	Leabman .....	D14/315
D806,701 S	*	1/2018	Akana .....	D14/315
D807,342 S	*	1/2018	Chang .....	D14/315
D810,069 S	*	2/2018	Hishiki .....	D14/316
D810,071 S	*	2/2018	Hishiki .....	D14/318
D819,017 S	*	5/2018	Akana .....	D14/318
D820,829 S	*	6/2018	Wang .....	D14/318
D837,202 S	*	1/2019	Lee .....	D14/315
D842,856 S	*	3/2019	Lam .....	D14/345

\* cited by examiner


1.1




1.2




1.3




14



1.5

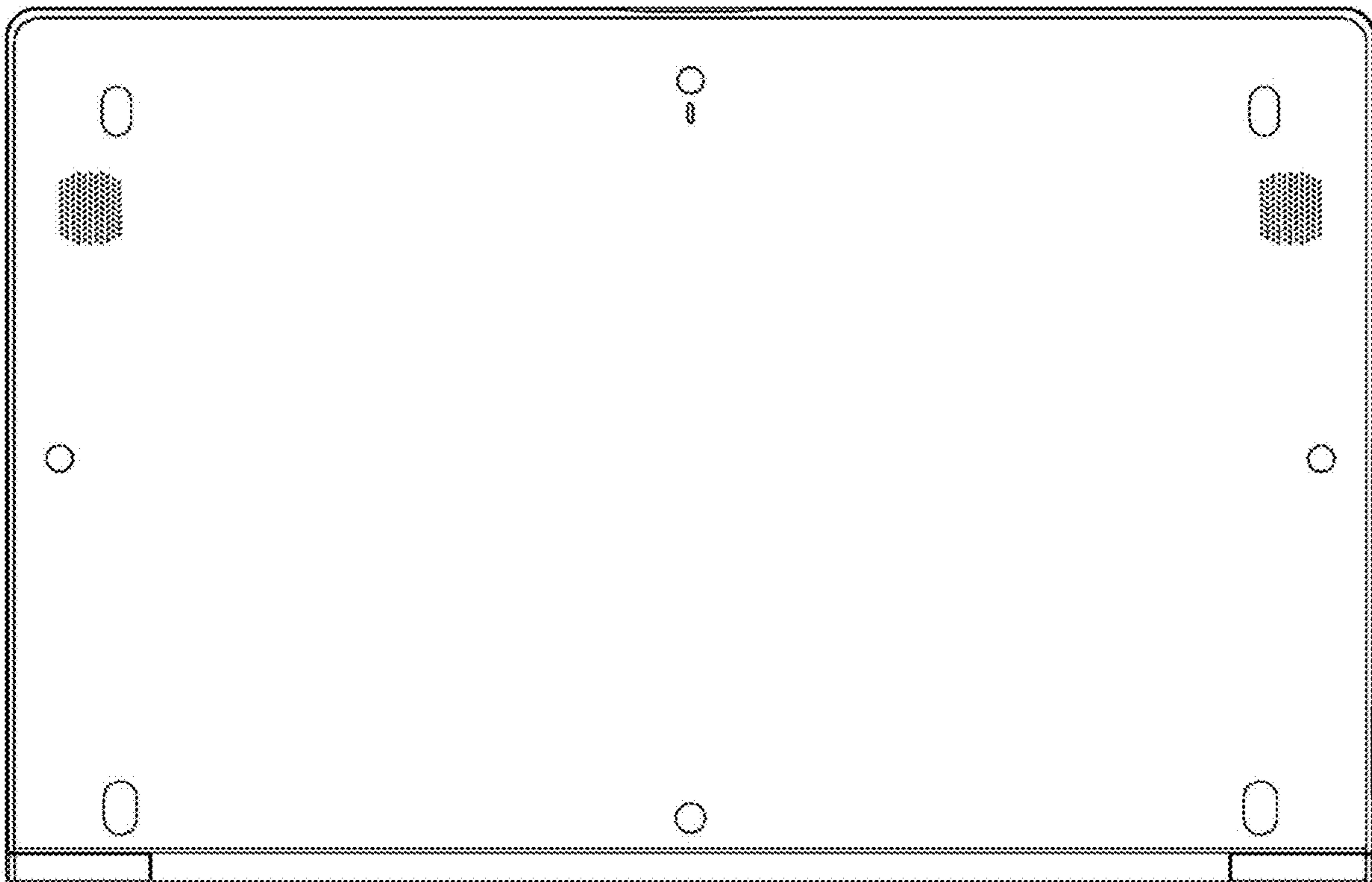


1.6







1.7




1.8



1.9



1.10




1.11



1.12



1.13



1.14

