



US00D890730S

(12) **United States Design Patent**
Lu

(10) **Patent No.:** **US D890,730 S**
(45) **Date of Patent:** **** Jul. 21, 2020**

(54) **MICROPHONE**
(71) Applicant: **Shenzhen Maono Technology Co., LTD**, Shenzhen (CN)
(72) Inventor: **Jun Lu**, Shenzhen (CN)
(73) Assignee: **Shenzhen Maono Technology Co., Ltd.**, Shenzhen (CN)
(**) Term: **15 Years**
(21) Appl. No.: **29/686,275**
(22) Filed: **Apr. 3, 2019**
(51) **LOC (12) Cl.** **14-01**
(52) **U.S. Cl.** **D14/227**
USPC **D14/227**
(58) **Field of Classification Search**
USPC D14/224-229; D16/244; D17/99;
D6/681; 248/125.1, 166, 185.1;
381/355, 359, 361-363, 365, 366, 369,
381/375; 379/428.01, 428.04, 431,
379/433.03
CPC . H04R 25/00; H04R 1/02; H04R 5/02; H04R
9/08; F16M 11/38; F16M 13/00; F16M
11/00
See application file for complete search history.

D368,719 S * 4/1996 Luther D14/227
D379,185 S * 5/1997 Luther D14/227
D387,770 S * 12/1997 Liao D14/227
5,799,096 A * 8/1998 Liao H04R 1/083
381/355
5,805,709 A * 9/1998 Liou H04R 1/08
381/355
D449,040 S * 10/2001 Weikel D14/227
D651,192 S * 12/2011 Timmer D14/159
D746,269 S * 12/2015 Chen D14/227
D843,979 S * 3/2019 Boccio Vazquez D14/229
D881,852 S * 4/2020 Chen D14/227
2005/0272476 A1* 12/2005 Eaton H04R 1/08
455/569.1

* cited by examiner

Primary Examiner — Katie Jane Stofko
(74) *Attorney, Agent, or Firm* — ScienBiziP, P.C.

(57) **CLAIM**

The ornamental design for a microphone, as shown and described.

DESCRIPTION

FIG. 1 is a perspective view of a microphone, showing my design;
FIG. 2 is a front view thereof;
FIG. 3 is a rear view thereof;
FIG. 4 is a left side view thereof;
FIG. 5 is a right side view thereof;
FIG. 6 is a top view thereof; and,
FIG. 7 is a bottom view thereof.

1 Claim, 7 Drawing Sheets

(56) **References Cited**
U.S. PATENT DOCUMENTS
D357,481 S * 4/1995 Giuntoli D14/227
D365,564 S * 12/1995 Luther D14/227





FIG. 1




FIG. 2




FIG. 3




FIG. 4




FIG. 5

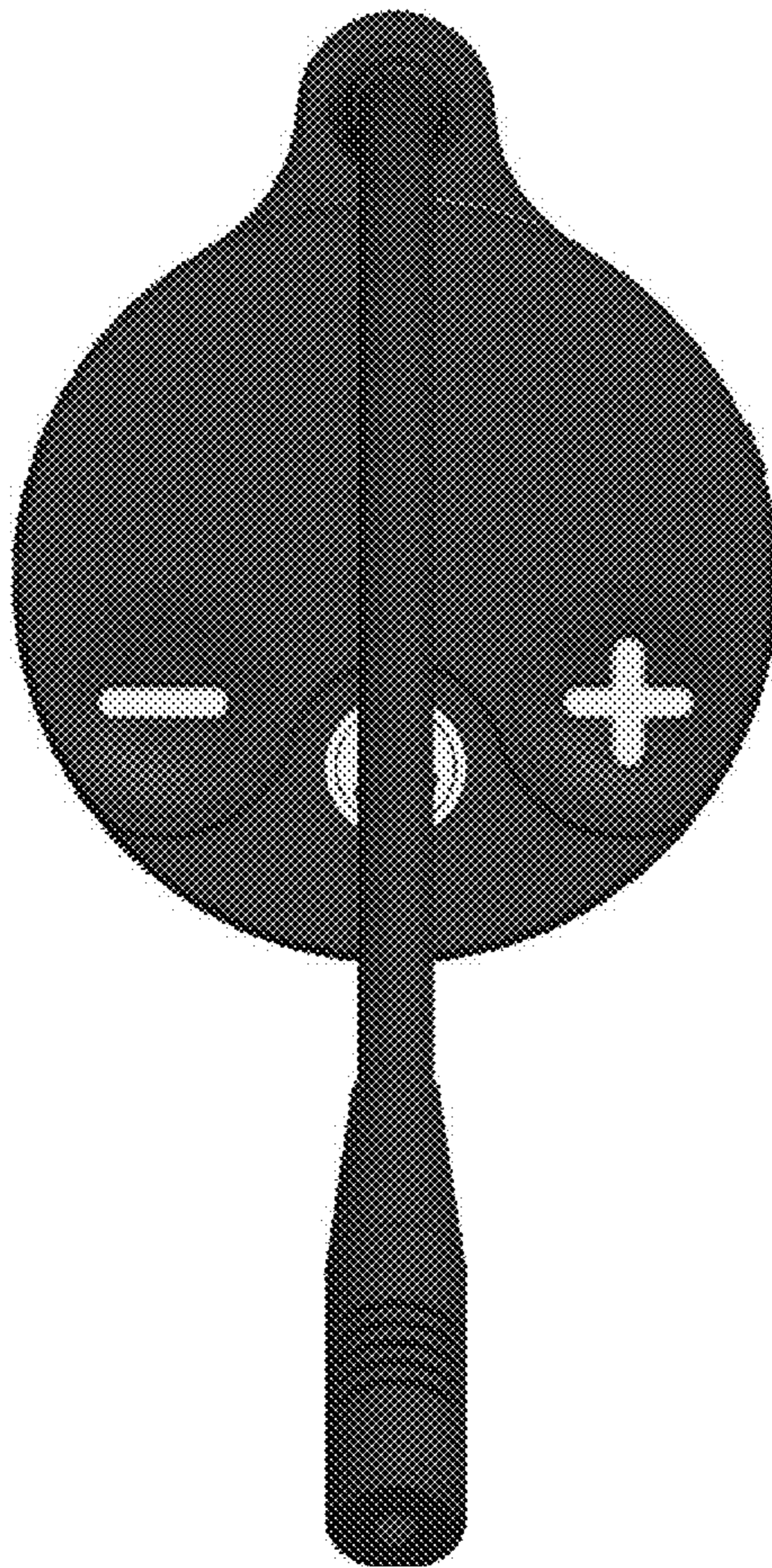


FIG. 6




FIG. 7