



US00D890718S

(12) **United States Design Patent**  
**Lee et al.**

(10) **Patent No.:** **US D890,718 S**  
(45) **Date of Patent:** **\*\* \*Jul. 21, 2020**

(54) **WIRELESS HEADSET**  
(71) Applicant: **LG ELECTRONICS INC.**, Seoul (KR)  
(72) Inventors: **Seungyup Lee**, Seoul (KR); **Dongsoon Kim**, Seoul (KR); **Min Kim**, Seoul (KR); **Soonhyun Park**, Seoul (KR); **Sunmin Lee**, Seoul (KR)  
(73) Assignee: **LG Electronics Inc.**, Seoul (KR)  
(\* ) Notice: This patent is subject to a terminal disclaimer.

D800,089 S \* 10/2017 Park ..... D14/205  
D800,090 S \* 10/2017 Ahn ..... D14/205  
D803,186 S \* 11/2017 Park ..... D14/205  
D821,352 S \* 6/2018 Liden ..... D14/205  
D823,828 S \* 7/2018 Park ..... D14/205  
D826,899 S \* 8/2018 Ahn ..... D14/205  
D830,335 S \* 10/2018 Shin ..... D14/205  
D830,995 S \* 10/2018 Shin ..... D14/205  
D830,996 S \* 10/2018 Park ..... D14/205  
D830,998 S \* 10/2018 Kim ..... D14/205  
D830,999 S \* 10/2018 Kim ..... D14/205  
D831,609 S \* 10/2018 Huang ..... D14/205  
D831,611 S \* 10/2018 Kim ..... D14/205  
D832,814 S \* 11/2018 Kim ..... D14/205

(Continued)

(\*\*) Term: **15 Years**

*Primary Examiner* — Darlington Ly

(21) Appl. No.: **35/506,509**

(74) *Attorney, Agent, or Firm* — Birch, Stewart, Kolasch & Birch, LLP

(22) Filed: **Aug. 10, 2018**

(80) **Hague Agreement Data**

Int. Filing Date: **Aug. 10, 2018**  
Int. Reg. No.: **DM/102682**  
Int. Reg. Date: **Aug. 10, 2018**  
Int. Reg. Pub. Date: **Feb. 15, 2019**

(57) **CLAIM**

The ornamental design for a wireless headset, as shown and described.

(30) **Foreign Application Priority Data**

Feb. 12, 2018 (KR) ..... 30-2018-0007505

(51) **LOC (12) Cl.** ..... **14-01**

(52) **U.S. Cl.**  
USPC ..... **D14/205**

(58) **Field of Classification Search**  
USPC ..... D14/138 R, 172, 188, 191, 192, 203.1, D14/204, 205, 206, 223, 224, 225, 249, D14/372, 433, 496; D24/174  
CPC ..... H04R 25/00; H04R 1/10; H04R 1/10016; H04R 1/105; H04R 1/1083; H04R 1/02  
See application file for complete search history.

**DESCRIPTION**

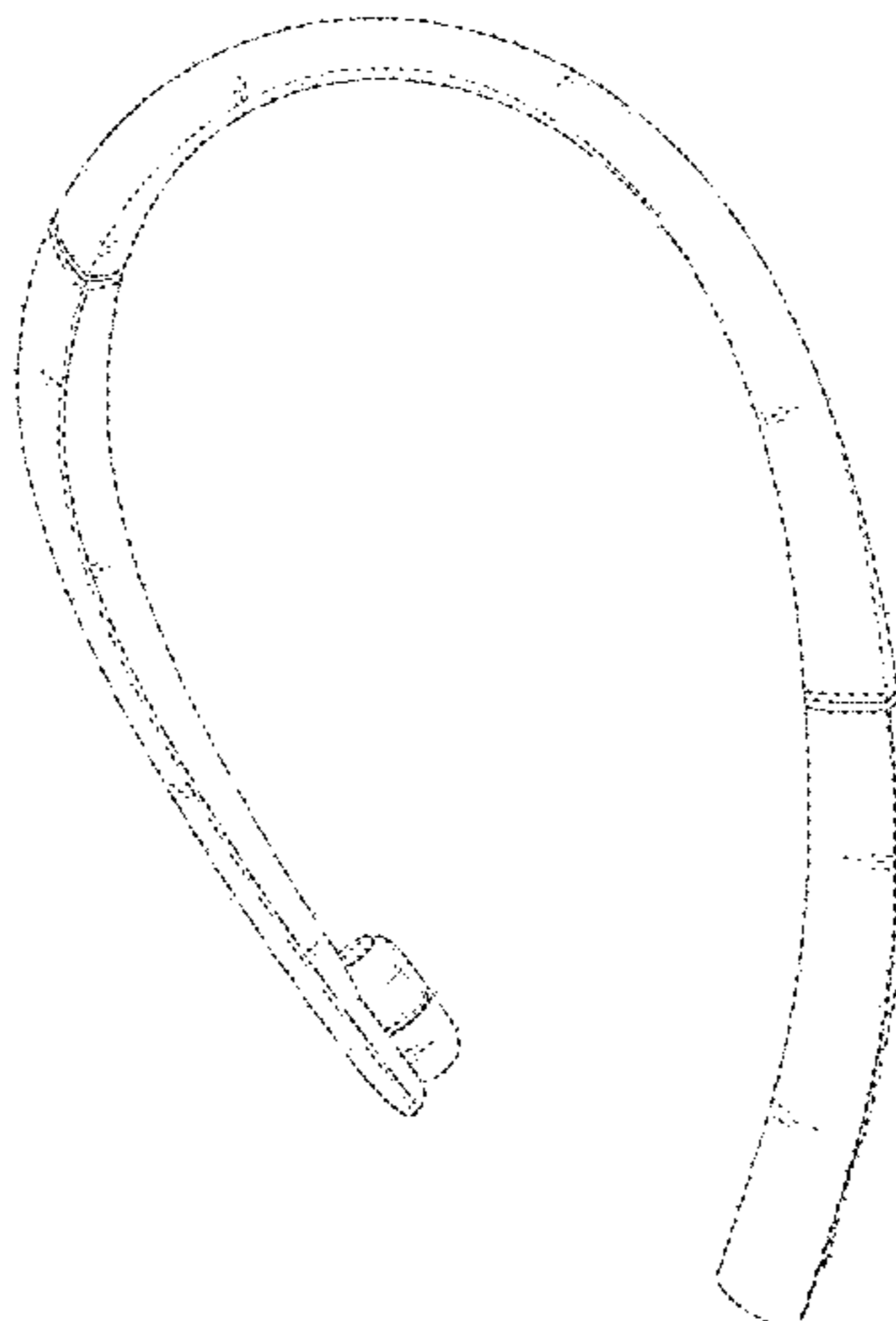
1. Wireless headset  
1.1 is a front perspective view of a wireless headset showing our new design;  
1.2 is a front elevation view thereof;  
1.3 is a rear elevation view thereof;  
1.4 is a left side elevation view thereof;  
1.5 is a right side elevation view thereof;  
1.6 is a top plan view thereof;  
1.7 is a bottom plan view thereof;  
1.8 is a rear perspective view thereof;  
1.9 is a front perspective view thereof when folded; and  
1.10 is a left side elevation view thereof when in use.  
The broken line showing portions of the wireless headset and of an environmental user do not form part of the claimed design.

(56) **References Cited**

**U.S. PATENT DOCUMENTS**

D351,597 S \* 10/1994 Nakamura ..... D14/205  
D766,869 S \* 9/2016 Lee ..... D14/205

**1 Claim, 10 Drawing Sheets**



(56)

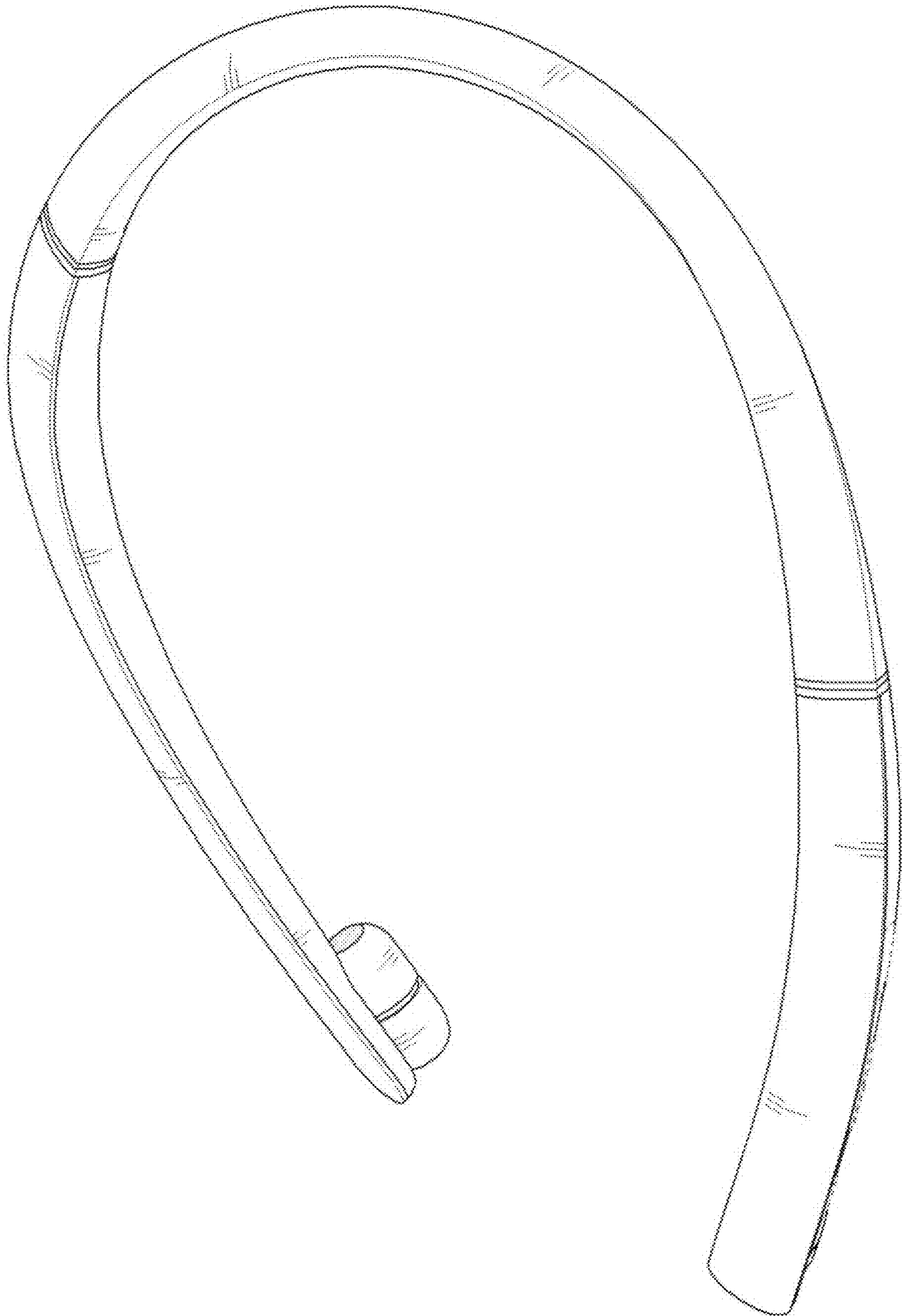
**References Cited**

U.S. PATENT DOCUMENTS

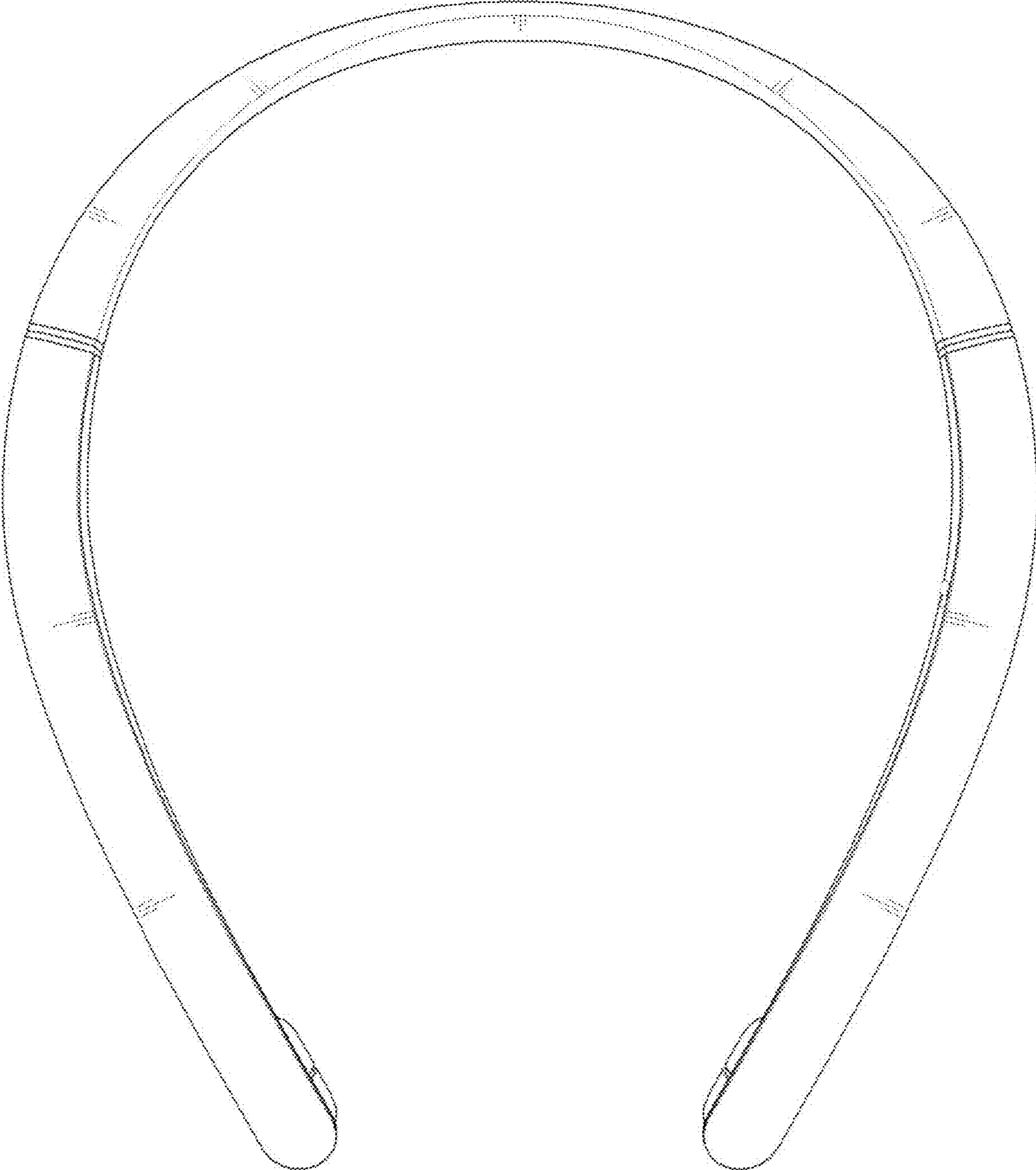
D832,815 S \* 11/2018 Park ..... D14/205  
D832,816 S \* 11/2018 Park ..... D14/205  
D832,819 S \* 11/2018 Park ..... D14/205  
D855,582 S \* 8/2019 Shin ..... D14/205  
D856,965 S \* 8/2019 Shin ..... D14/205  
D856,966 S \* 8/2019 Shin ..... D14/205  
D856,972 S \* 8/2019 Shin ..... D14/206  
2015/0264474 A1\* 9/2015 Seo ..... H04R 1/1091  
381/74  
2017/0195768 A1\* 7/2017 Kim ..... H04R 1/1033  
2017/0347192 A1\* 11/2017 Seo ..... H04R 5/02

\* cited by examiner

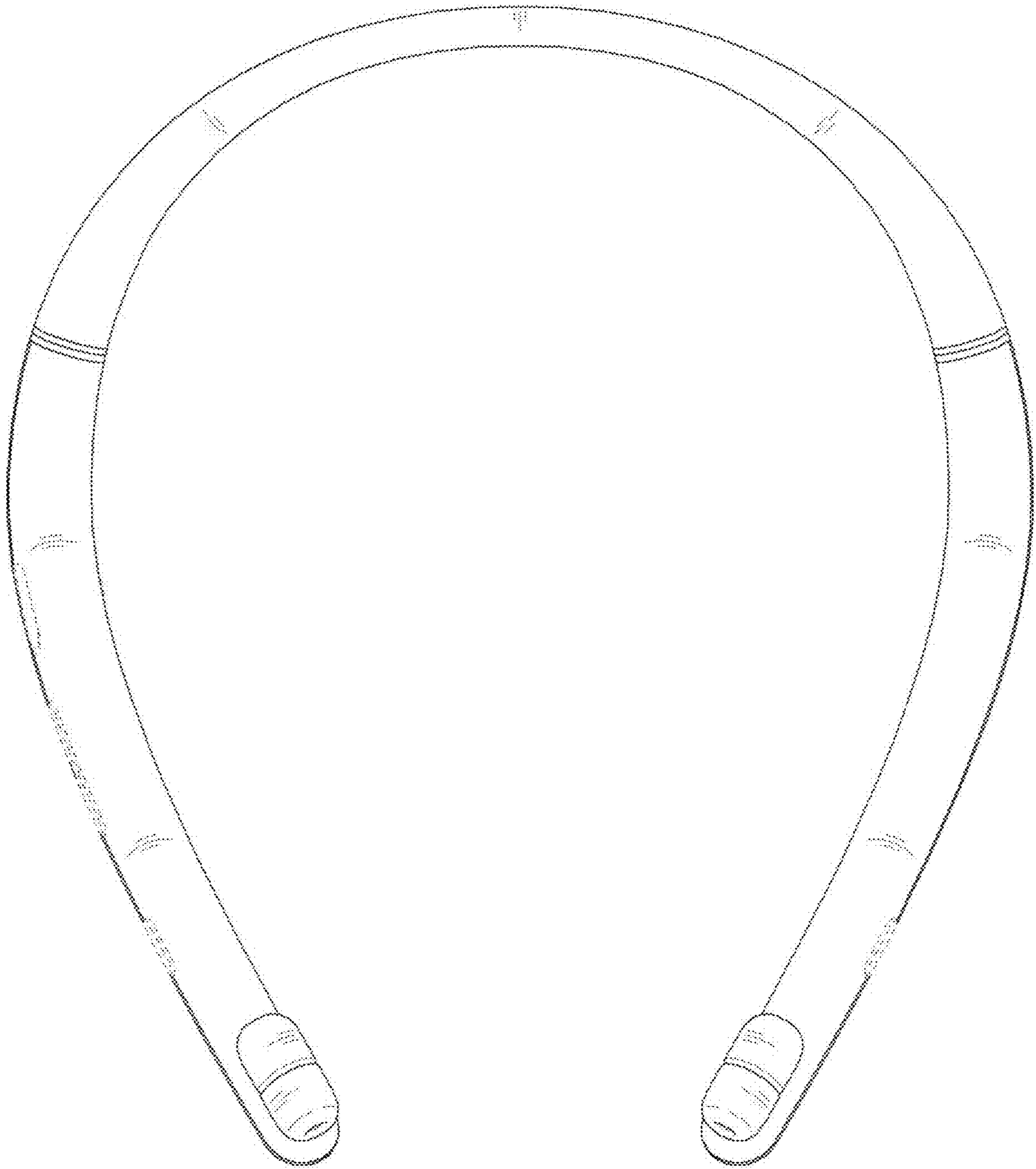
1.1



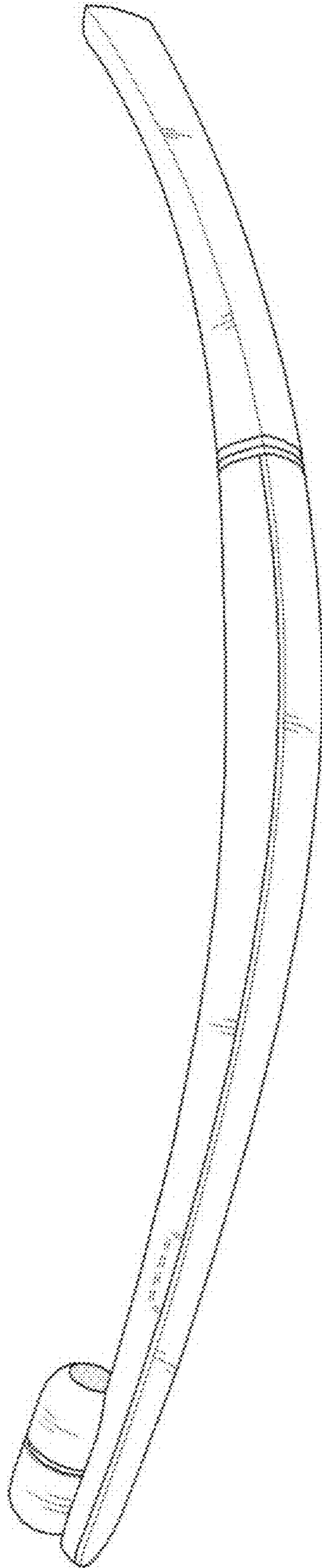
1.2



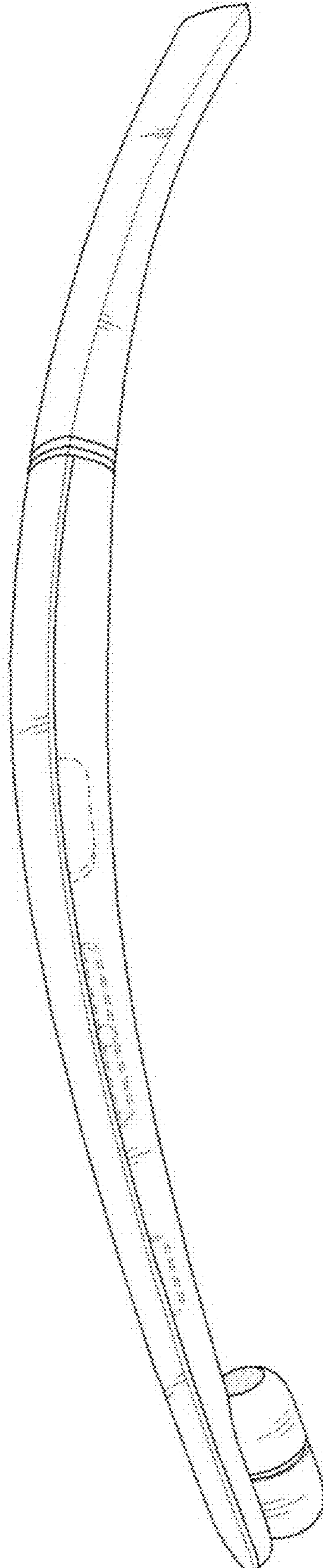
1.3



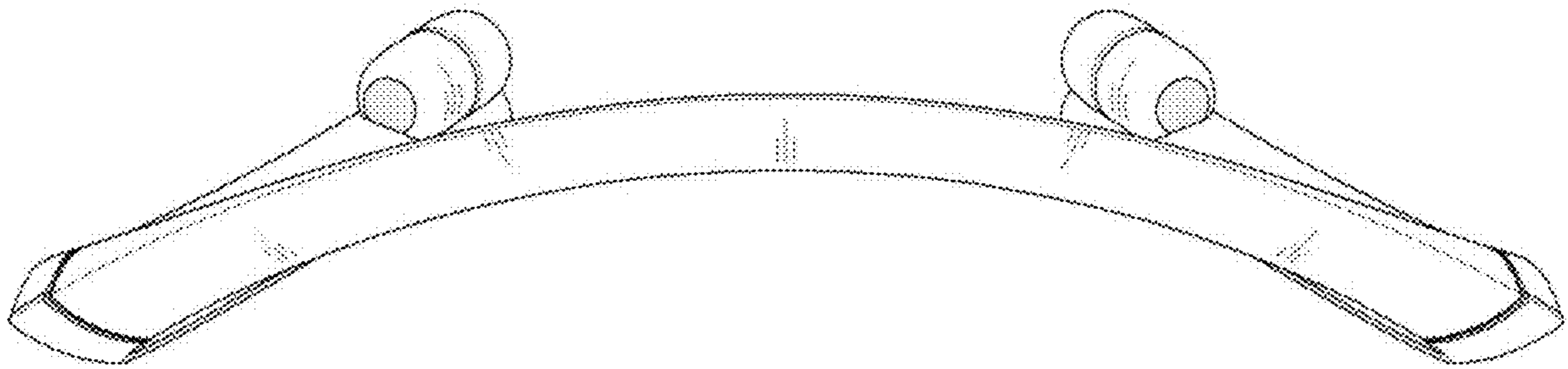
1.4



1.5

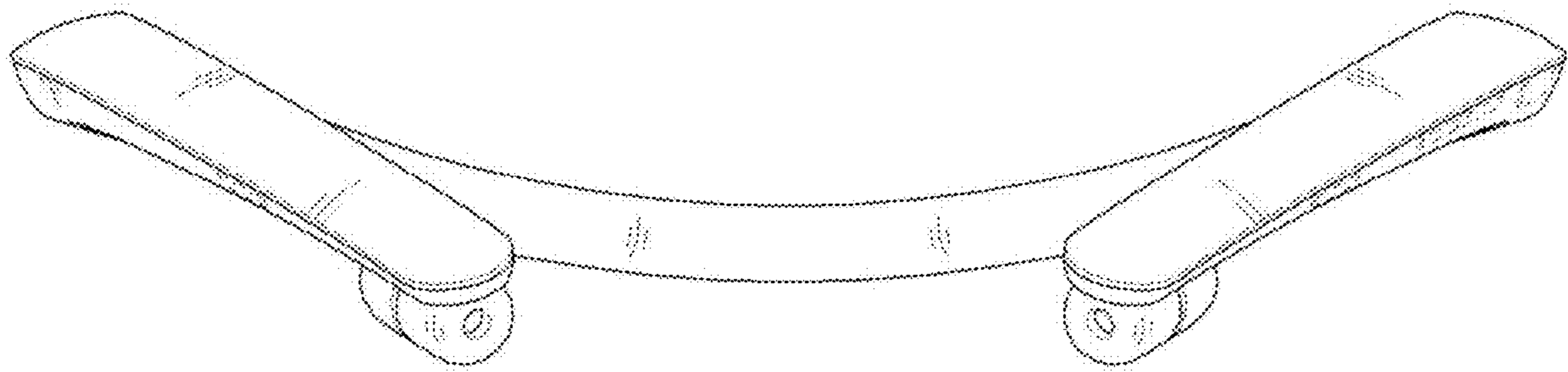


1.6

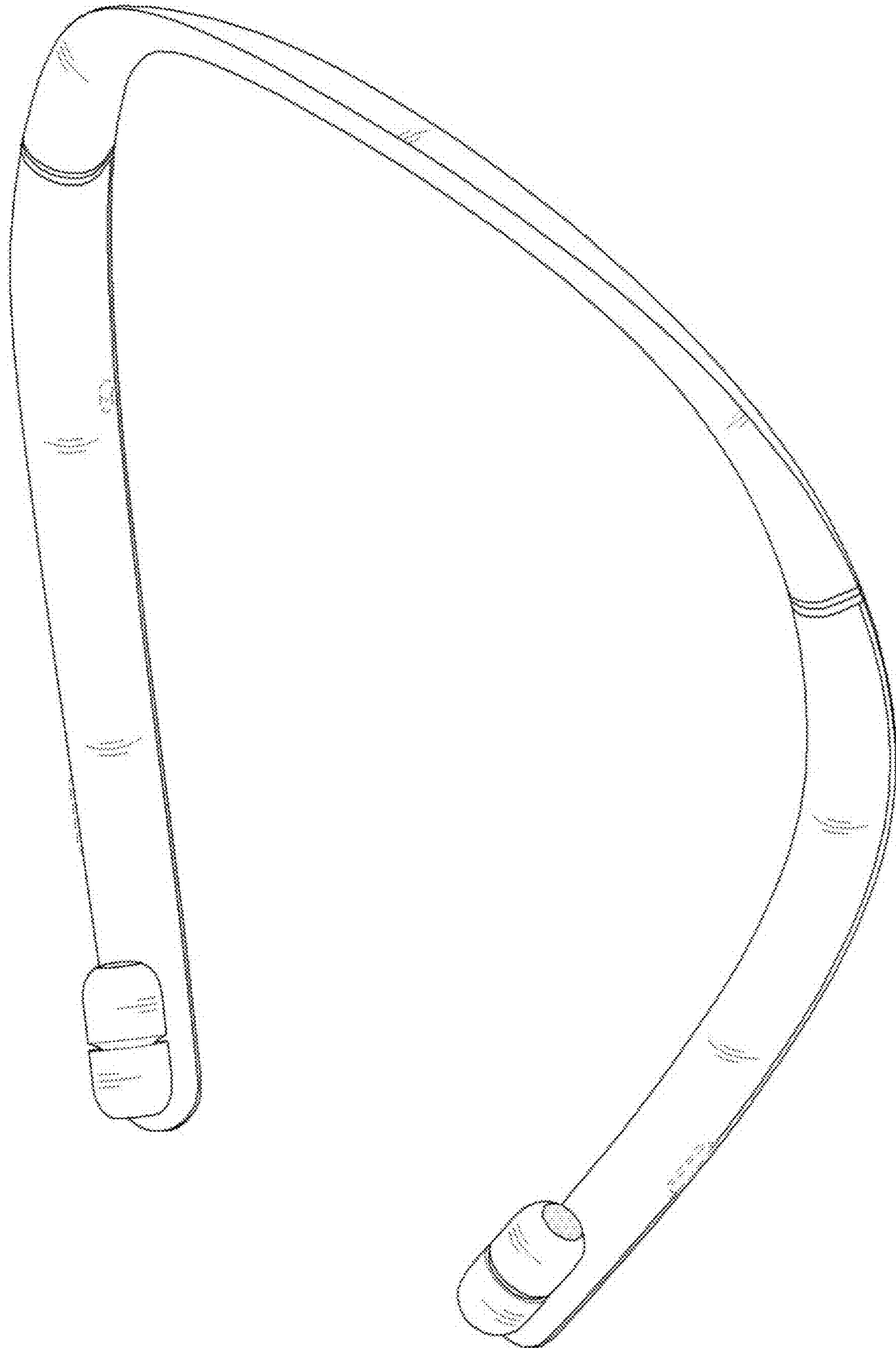




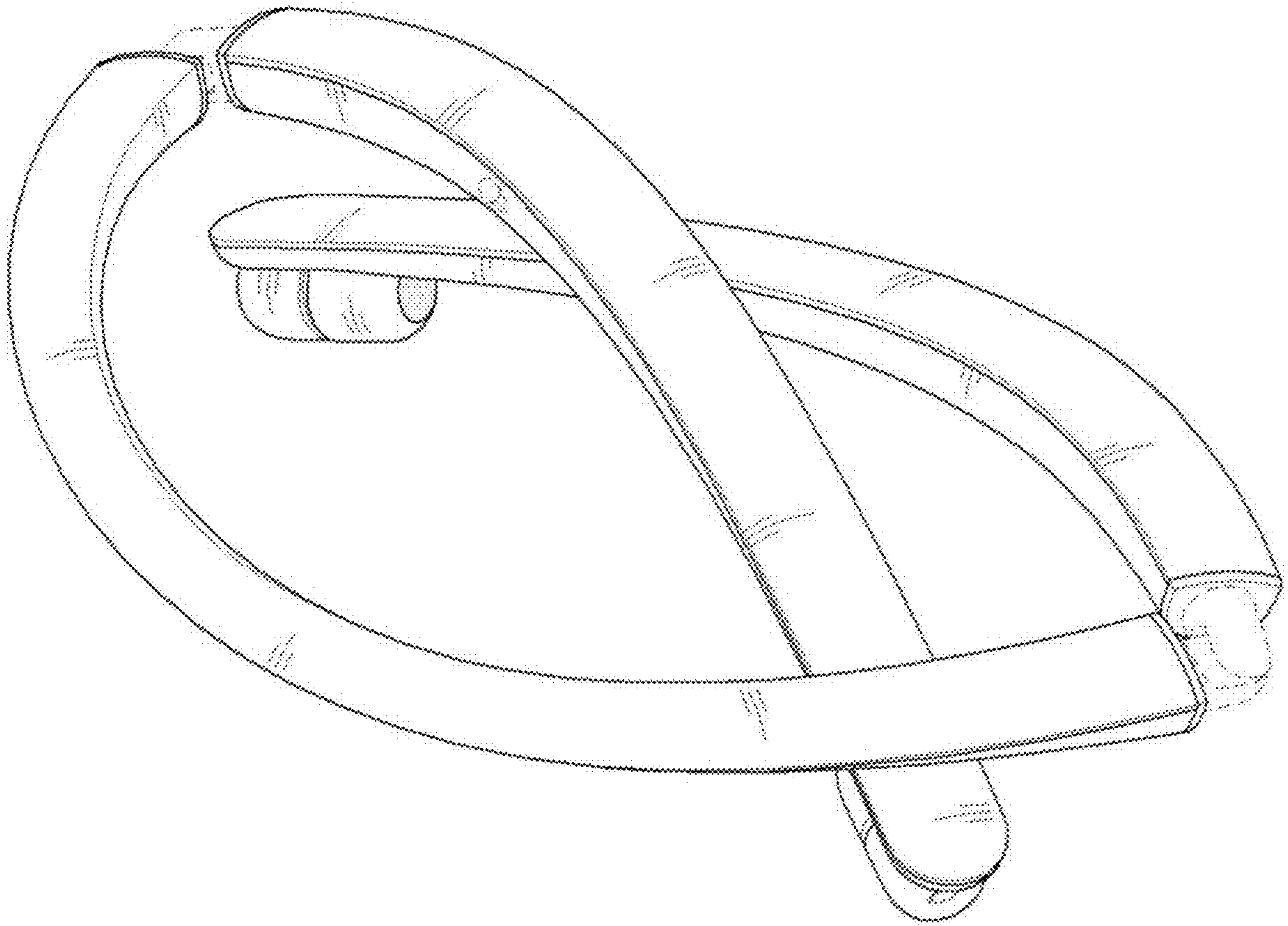
1.7



1.8



1.9



1.10

