



US00D890713S

(12) **United States Design Patent** (10) **Patent No.:** **US D890,713 S**
Xu et al. (45) **Date of Patent:** **** Jul. 21, 2020**

(54) **PHONE**
(71) Applicant: **HUAWEI TECHNOLOGIES CO., LTD.**, Shenzhen (CN)
(72) Inventors: **Ting Xu**, Shanghai (CN); **Haibo Luo**, Shanghai (CN); **Zhenqi Tang**, Shanghai (CN); **Guang Cao**, Shanghai (CN)
(73) Assignee: **HUAWEI TECHNOLOGIES CO., LTD.**, Shenzhen (CN)
(**) Term: **15 Years**
(21) Appl. No.: **29/677,790**
(22) Filed: **Jan. 23, 2019**

D684,554 S * 6/2013 Park D14/138 G
D692,419 S * 10/2013 Rayner D14/250
D718,267 S * 11/2014 Hu D14/138 G
D738,839 S 9/2015 Choi et al.
D740,265 S * 10/2015 Joung D14/248
9,542,866 B1 * 1/2017 Cowan B44C 1/105
D786,214 S * 5/2017 Kwon D14/138 G
D788,731 S * 6/2017 Park D14/138 C
D798,835 S * 10/2017 Kim D14/138 G
D803,176 S * 11/2017 Cho D14/138 G
D817,314 S * 5/2018 Kwon D14/248
D819,591 S * 6/2018 Kwon D14/138 G
D828,819 S * 9/2018 Li D14/138 G
D829,186 S * 9/2018 Kim D14/138 G
D829,188 S * 9/2018 Xu D14/138 G
D829,677 S * 10/2018 Kim D14/138 G
D831,625 S * 10/2018 Cho D14/248

(Continued)

(30) **Foreign Application Priority Data**
Jul. 24, 2018 (CN) 2018 3 0399062
(51) **LOC (12) Cl.** **14-03**
(52) **U.S. Cl.**
USPC **D14/138 G**
(58) **Field of Classification Search**
USPC .. D14/138 G, 248, 341, 371, 374, 432, 439,
D14/496, 125, 126, 138 R, 138 AA,
D14/138 AB, 138 AC, 138 AD, 138 C,
D14/247
CPC H04M 1/0202; H04M 1/0235; H04M
1/0237; H04M 1/0239; H04M 1/0266;
H04M 1/0268; H04M 1/027; H04M
1/0295
See application file for complete search history.

FOREIGN PATENT DOCUMENTS

CN 302350867 S 3/2013
CN 302909688 S 8/2014

(Continued)

Primary Examiner — Bridget L Eland
(74) *Attorney, Agent, or Firm* — Kilpatrick Townsend & Stockton LLP

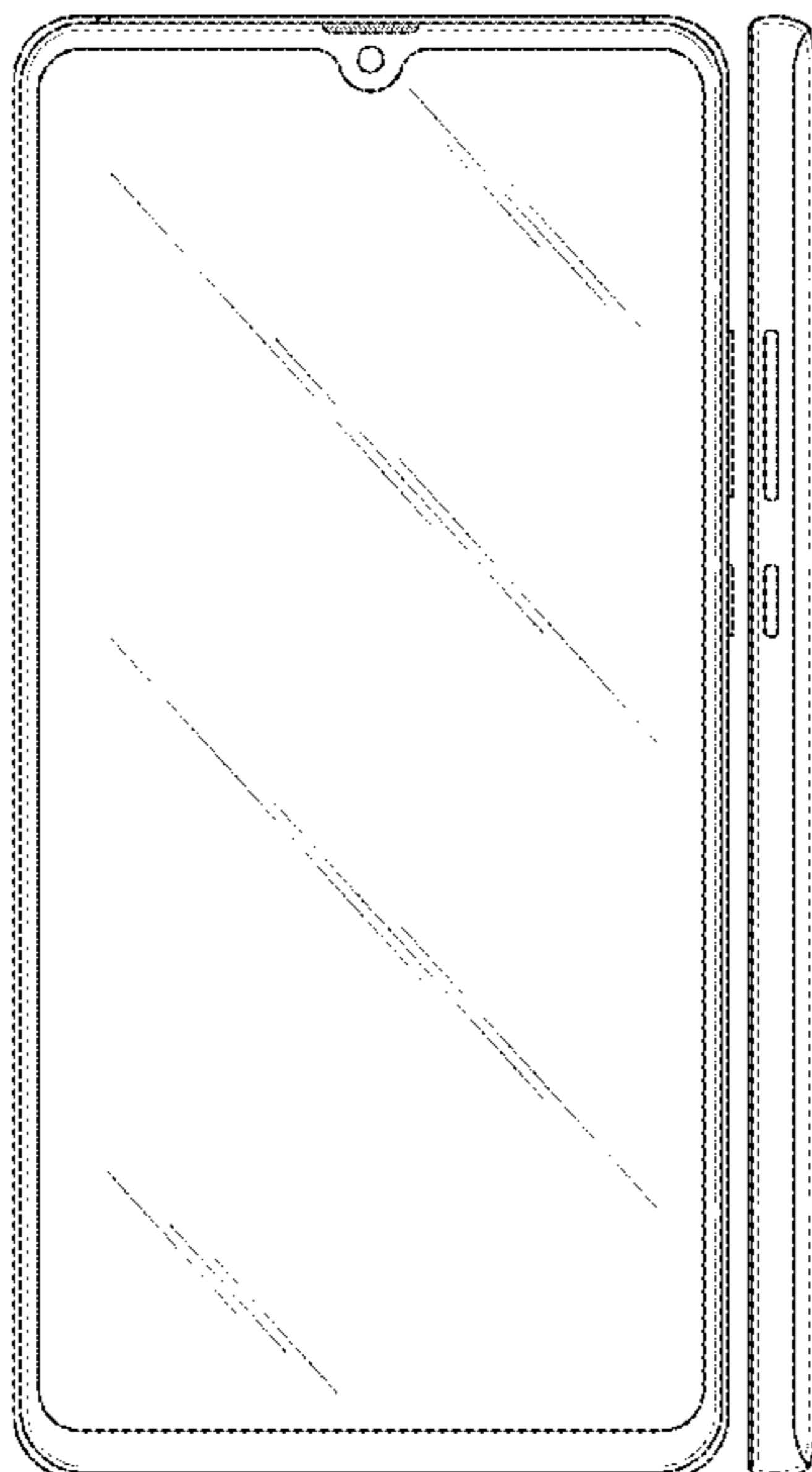
(56) **References Cited**
U.S. PATENT DOCUMENTS
D569,830 S * 5/2008 Kwak D14/138 AD
D596,605 S * 7/2009 Son D14/138 AC
D663,711 S * 7/2012 Lee D14/138 G

(57) **CLAIM**
The ornamental design for a phone, as shown and described.

DESCRIPTION

FIG. 1 is a perspective view of a phone, showing my new design;
FIG. 2 is a top plan view thereof;
FIG. 3 is a bottom plan view thereof;
FIG. 4 is a front elevation view thereof;
FIG. 5 is a rear elevation view thereof;
FIG. 6 is a left side elevation view thereof; and,
FIG. 7 is a right side elevation view thereof.

1 Claim, 5 Drawing Sheets



(56)

References Cited

U.S. PATENT DOCUMENTS

D832,805 S * 11/2018 Xu D14/138 G
D832,829 S * 11/2018 Kwon D14/248
D834,552 S * 11/2018 Ryu D14/138 G
D837,175 S * 1/2019 Ryu D14/138 G
D867,350 S * 11/2019 Park D14/248
2017/0289324 A1* 10/2017 Yeo G06F 1/1637
2018/0196475 A1* 7/2018 Bao G06F 1/1637

FOREIGN PATENT DOCUMENTS

CN 303232841 S 6/2015
CN 303466874 S 11/2015
CN 303792872 S 8/2016
CN 304044952 S 2/2017
CN 304056491 S 2/2017
CN 304095914 S 4/2017
CN 304095915 S 4/2017
CN 304151252 S 5/2017
CN 304203814 S 7/2017
CN 304270691 S 9/2017
CN 304438004 S 1/2018
CN 304494157 S 2/2018
CN 304583907 S 4/2018
CN 305148204 S 5/2019
JP D1502500 S 7/2014
JP 1639784 S 8/2019
KR 3008594040000 S 6/2018
WO D096882 S 7/2017

* cited by examiner

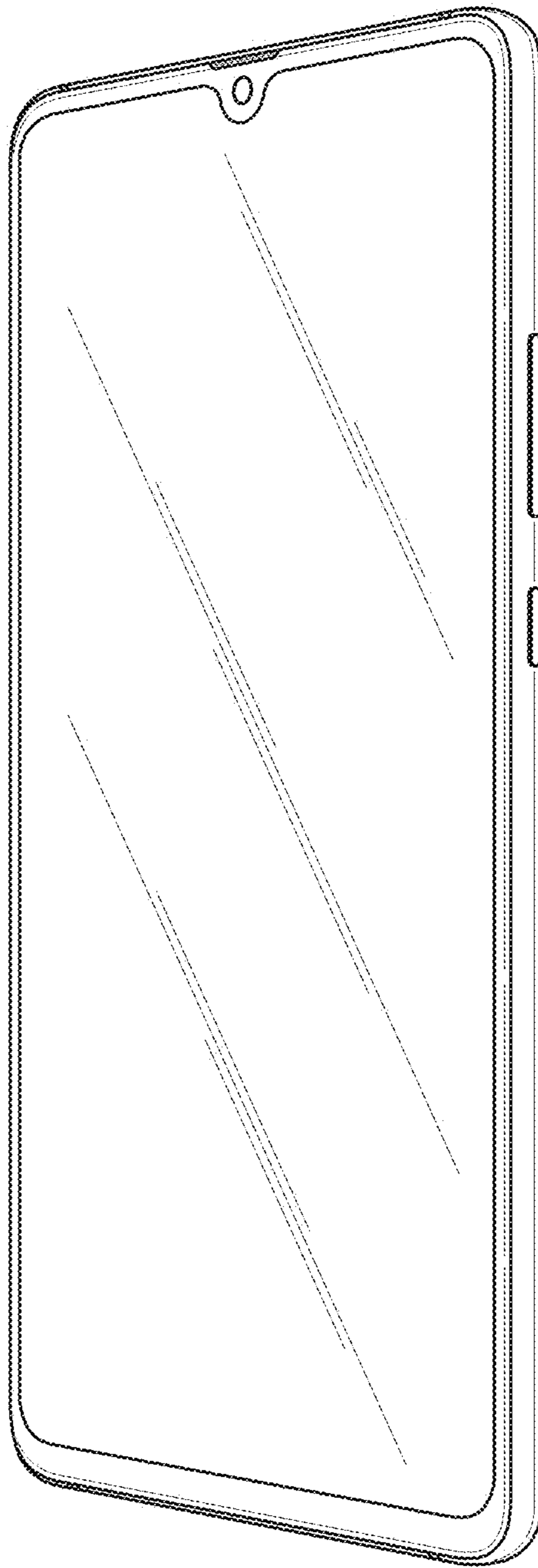


FIG. 1




FIG. 2



FIG. 3

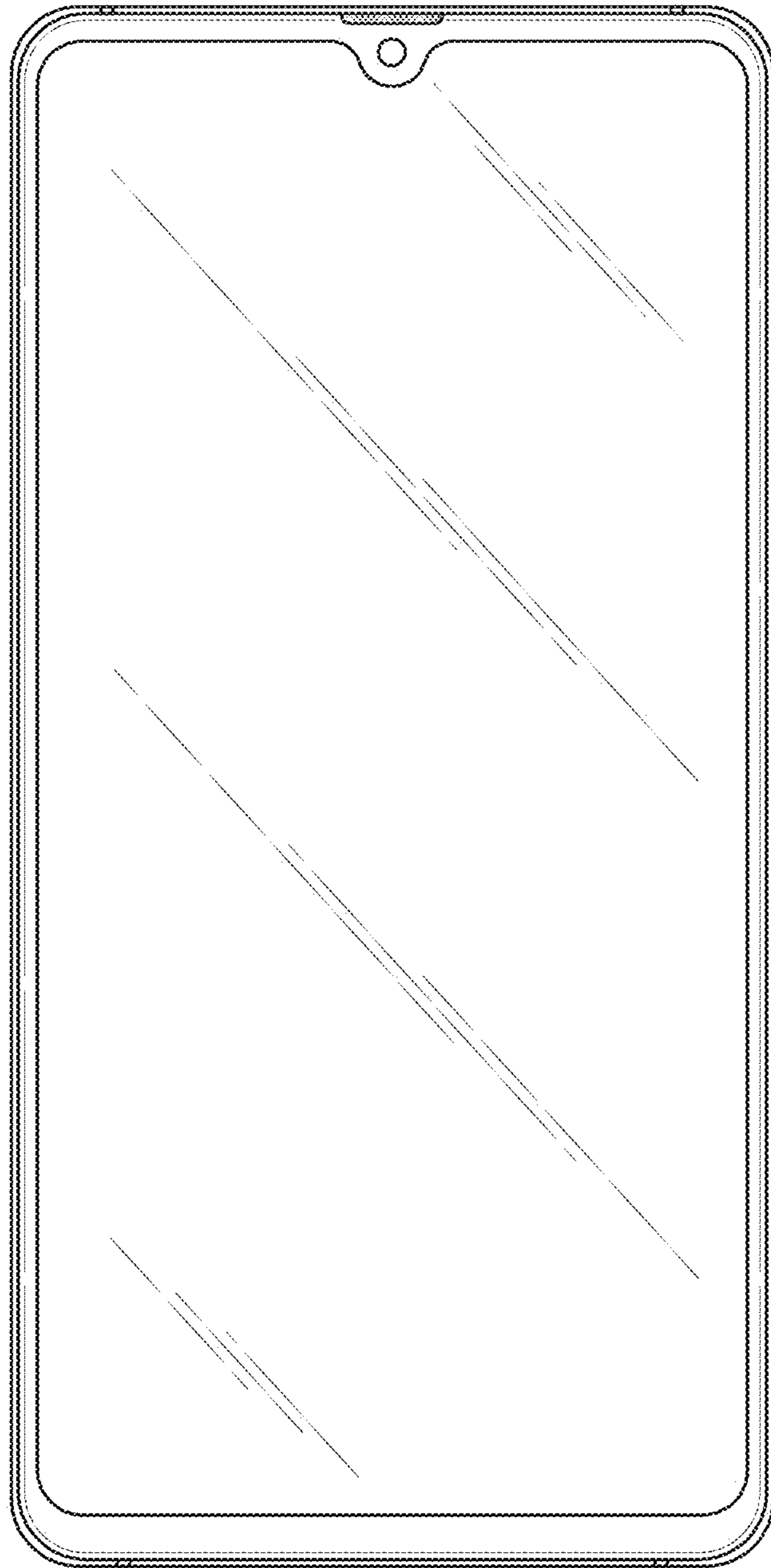


FIG. 4

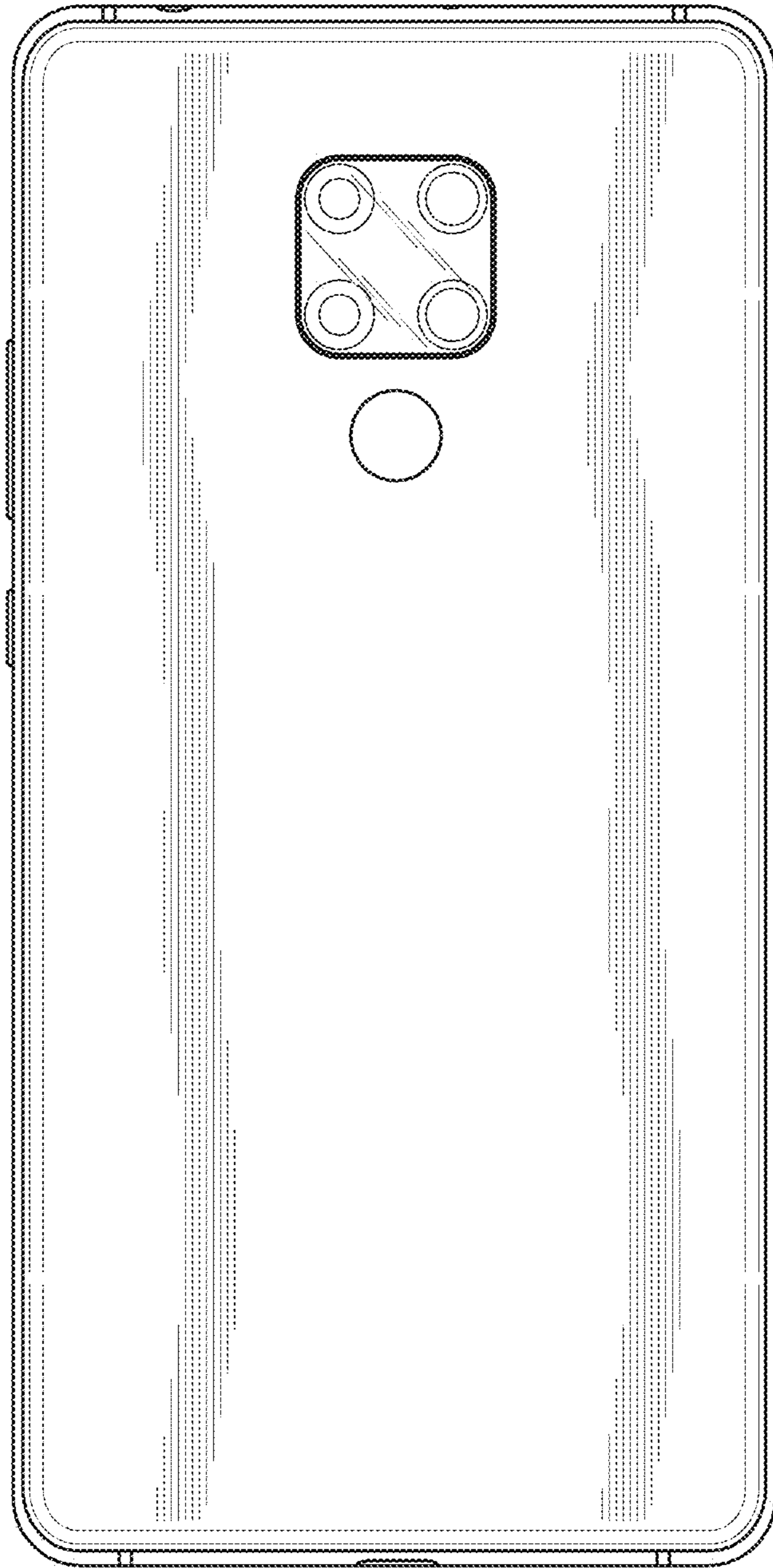


FIG. 5




FIG. 6

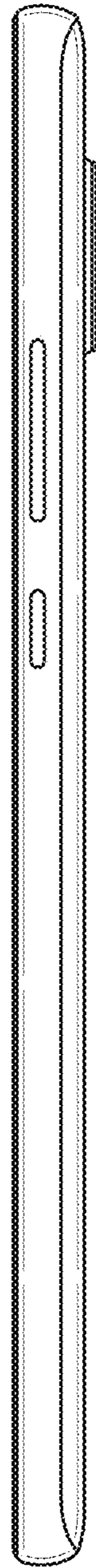


FIG. 7