



US00D890712S

(12) **United States Design Patent** (10) **Patent No.:** **US D890,712 S**
Liu (45) **Date of Patent:** **** *Jul. 21, 2020**

(54) **MOBILE PHONE**
(71) Applicant: **BEIJING XIAOMI MOBILE SOFTWARE CO., LTD.**, Beijing (CN)

D798,835 S * 10/2017 Kim D14/138 G
D803,176 S * 11/2017 Cho D14/138 G
D806,705 S * 1/2018 Akana D14/341

(Continued)

(72) Inventor: **Zhenhua Liu**, Beijing (CN)
(73) Assignee: **Beijing Xiaomi Mobile Software Co., Ltd.**, Beijing (CN)

OTHER PUBLICATIONS

SIPO First Office Action and Search Report issued in Chinese Application No. 201830395323.4 dated Jul. 12, 2019 (partial translation), (2p).

(*) Notice: This patent is subject to a terminal disclaimer.

Primary Examiner — Bridget L Eland

(74) *Attorney, Agent, or Firm* — Arch & Lake LLP

(**) Term: **15 Years**

(57) **CLAIM**

(21) Appl. No.: **29/677,379**

The ornamental design for a mobile phone, as shown and described.

(22) Filed: **Jan. 18, 2019**

DESCRIPTION

(30) **Foreign Application Priority Data**

Jul. 20, 2018 (CN) 2018 3 0395323

(51) **LOC (12) Cl.** **14-03**

(52) **U.S. Cl.**
USPC **D14/138 G**

(58) **Field of Classification Search**
USPC D14/138 G, 248, 341, 371, 374, 138 R,
D14/138 AA, 138 AB, 138 AC, 138 AD,
D14/138 C, 247
CPC H04M 1/0202; H04M 1/0235; H04M
1/0237; H04M 1/0239; H04M 1/0266;
H04M 1/0268; H04M 1/027; H04M
1/0295

See application file for complete search history.


FIG. 1 is a front view of a first embodiment of a mobile phone showing my new design;
FIG. 2 is a back view thereof;
FIG. 3 is a left side view thereof;
FIG. 4 is a right side view thereof;
FIG. 5 is a top view thereof;
FIG. 6 is a bottom view thereof;
FIG. 7 is a front and right side perspective view thereof;
FIG. 8 is a back and left side perspective view thereof;
FIG. 9 is a front view of a second embodiment of a mobile phone showing my new design;
FIG. 10 is a back view thereof;
FIG. 11 is a left view thereof;
FIG. 12 is a right view thereof;
FIG. 13 is a top view thereof;
FIG. 14 is a bottom view thereof;
FIG. 15 is a front and right side perspective view thereof;
and,
FIG. 16 is a back and left side perspective view thereof.
The broken lines in the drawings are for the purpose of illustrating portions of the mobile phone that form no part of the claimed design.

(56) **References Cited**

U.S. PATENT DOCUMENTS

D558,757 S * 1/2008 Andre D14/138 G
D612,355 S * 3/2010 Luo D14/138 AC
D741,831 S * 10/2015 Kozlovskaya D14/138 G
D743,923 S * 11/2015 Hubbard D14/138 G
D786,214 S * 5/2017 Kwon D14/138 G
D789,316 S * 6/2017 Chou D14/138 G

1 Claim, 16 Drawing Sheets



(56)

References Cited

U.S. PATENT DOCUMENTS

D815,612 S * 4/2018 Shin D14/138 G
D815,633 S * 4/2018 Akana D14/341
D819,591 S * 6/2018 Kwon D14/138 G
D824,870 S * 8/2018 Shin D14/138 G
D824,871 S * 8/2018 Shin D14/138 G
D826,888 S * 8/2018 Shin D14/138 G
D829,186 S * 9/2018 Kim D14/138 G
D829,677 S * 10/2018 Kim D14/138 G
D832,267 S * 10/2018 Akana D14/439
D833,407 S * 11/2018 Kim D14/138 G
D837,176 S * 1/2019 Choi D14/138 G
D841,003 S * 2/2019 Akana D14/341
D842,831 S * 3/2019 Kim D14/138 G
D848,390 S * 5/2019 Cha D14/138 G
D849,707 S * 5/2019 Choi D14/138 G
D849,708 S * 5/2019 Park D14/138 G
D850,402 S * 6/2019 Cho D14/138 G
D863,245 S * 10/2019 Yuan D14/138 G
D867,350 S * 11/2019 Park D14/248
D869,419 S * 12/2019 Cho D14/138 G
D872,045 S * 1/2020 Cho D14/138 G
D874,419 S * 2/2020 Cho D14/138 G
D874,420 S * 2/2020 Cho D14/138 G
D874,450 S * 2/2020 Cha D14/248
D875,061 S * 2/2020 Cho D14/138 G
2017/0289324 A1 * 10/2017 Yeo G06F 1/1637
2018/0196475 A1 * 7/2018 Bao G06F 1/1637
2019/0235574 A1 * 8/2019 Groves G06F 1/1643
2019/0339746 A1 * 11/2019 Kim B32B 17/00

* cited by examiner




FIG. 1




FIG. 2



FIG. 3



FIG. 4



FIG. 5



FIG. 6

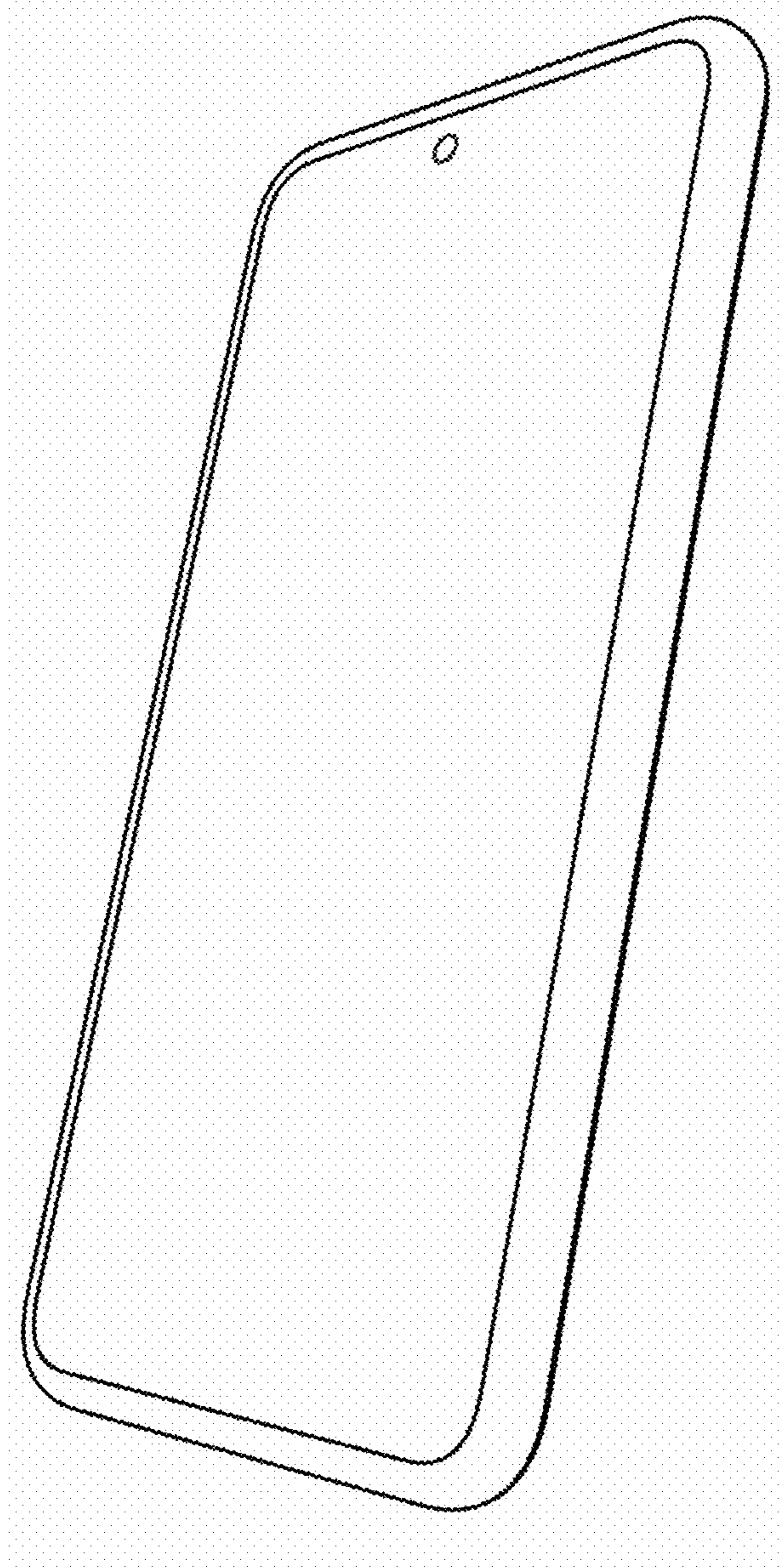


FIG. 7

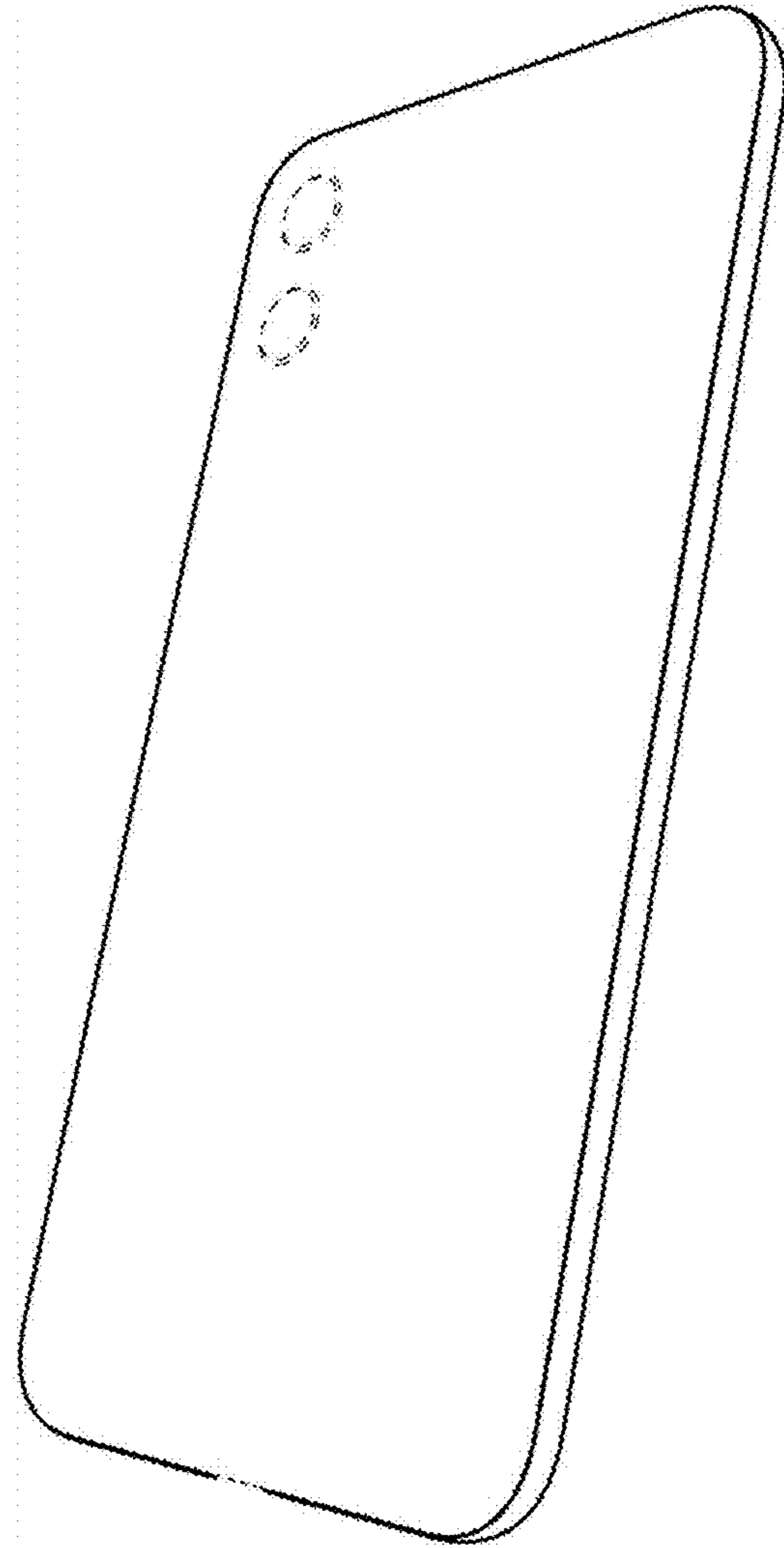


FIG. 8




FIG. 9




FIG. 10



FIG. 11



FIG. 12



FIG. 13



FIG. 14

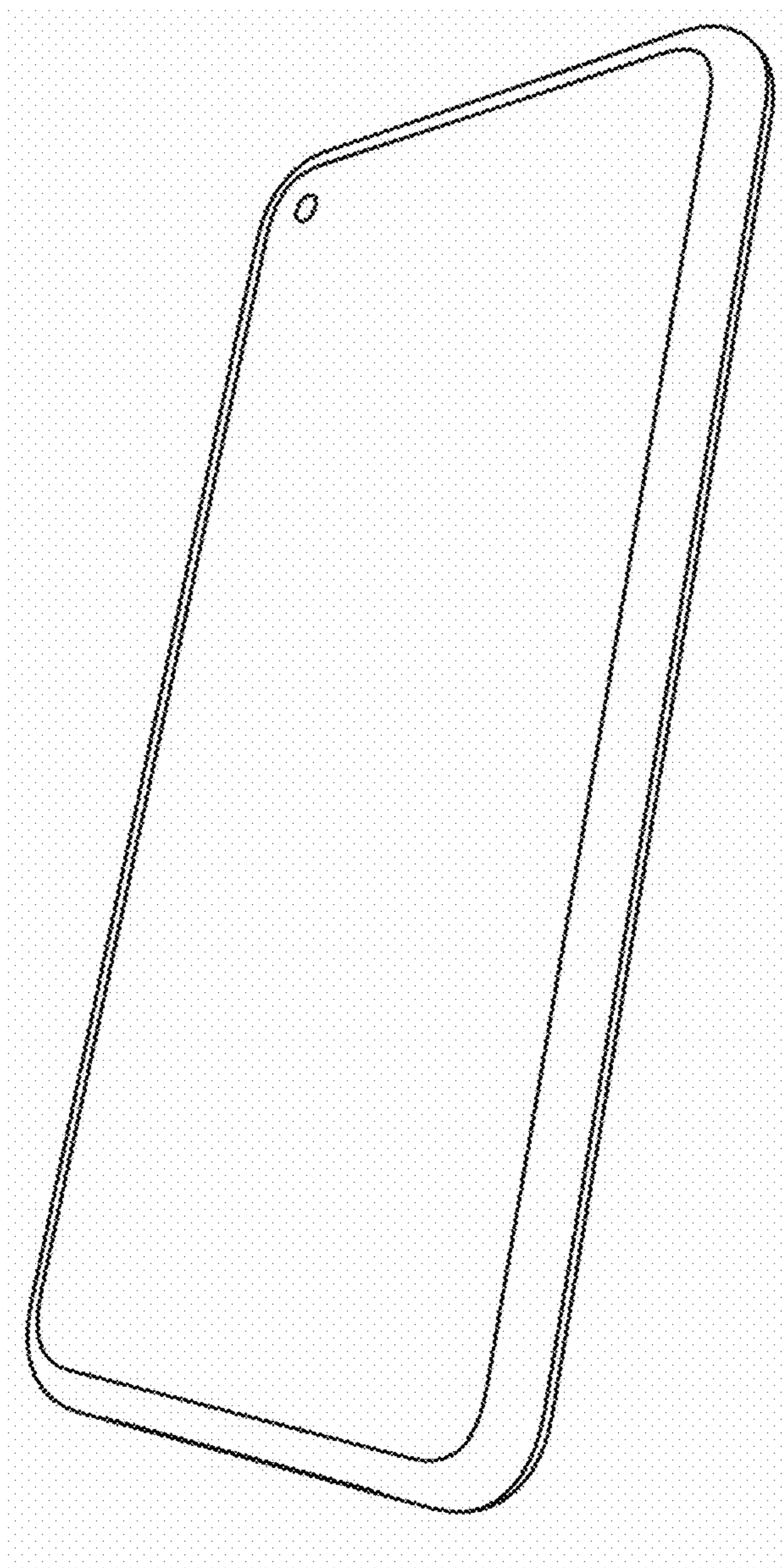


FIG. 15

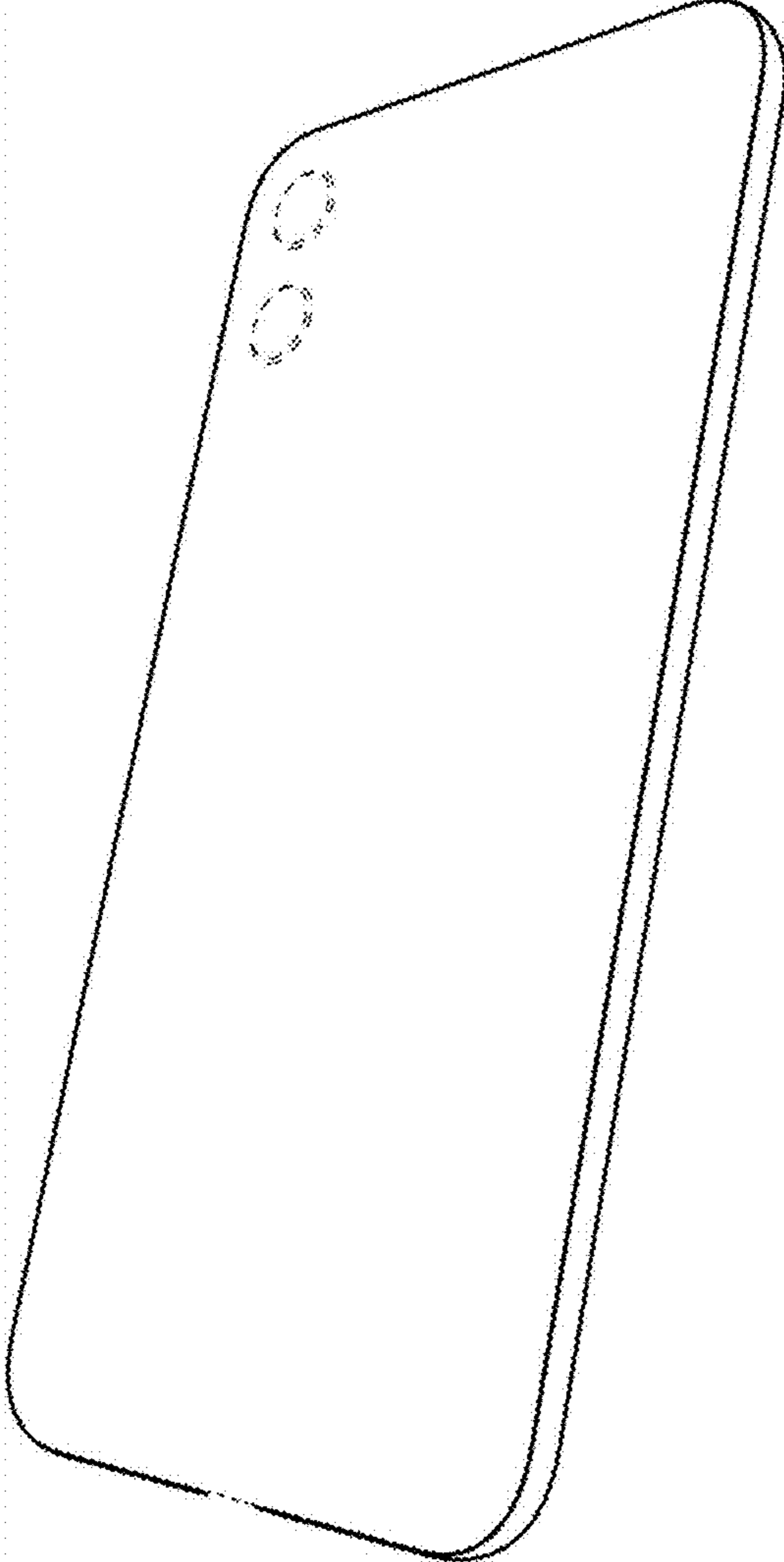


FIG. 16